



US00D369315S

United States Patent [19]

[11] Patent Number: **Des. 369,315**

Peterson

[45] Date of Patent: ****Apr. 30, 1996**

[54] **PLANTER**

1304703	8/1962	France .	
2557761	1/1984	France	47/39 P
3132027	3/1983	Germany .	
3247030	6/1984	Germany	47/83

[76] Inventor: **Daryl L. Peterson, M.P. 36.38L S.R.**
14, Stevenson, Wash. 98648

[**] Term: **14 Years**

OTHER PUBLICATIONS

[21] Appl. No.: **4,741**

On-Sale Activity, applicant, Dec. 06, 1986 (as acknowledged in connection with commonly owned U.S. Pat. No. 4,905,945—see Information Disclosure Statement Under 37 CFR & 1,56, p. 2).

[22] Filed: **Feb. 12, 1993**

Parker, Fluid Connectors, Brass Fittings & Valves Catalog, 3501-E, Aug. 1977, p. 73, sleeve 60PT.

[52] U.S. Cl. **D11/152**

[58] Field of Search D11/152; 47/39 P,
47/71, 75, 82, 83, 86; D25/117, 155; D30/129;
D7/500, 586, 587

Primary Examiner—Alan P. Douglas
Assistant Examiner—Cathron B. Matta
Attorney, Agent, or Firm—Kolisch Hartwell Dickinson McCormack & Heuser

[56] References Cited

U.S. PATENT DOCUMENTS

D. 52,559	10/1918	Carroll	D11/152
D. 244,216	5/1977	Gerber	D30/129
D. 315,877	4/1991	Hedges .	
1,960,750	5/1934	Moore et al. .	
2,260,570	10/1941	John .	
2,545,320	3/1951	Tilson et al. .	
2,555,455	6/1951	Platt .	
2,620,781	1/1953	Hutchisson, Jr. et al. .	
2,650,786	9/1953	Platt .	
2,683,579	7/1954	Wallace .	
2,841,351	7/1958	Riepen .	
3,137,095	6/1964	Pearson .	
3,137,469	6/1964	Stanley .	
3,201,075	9/1965	Sievers .	
3,224,595	12/1965	Sherley .	
3,310,266	3/1967	Larkin et al. .	
3,471,114	10/1969	Ball .	
4,609,901	9/1986	Hamm .	
4,905,945	3/1990	Peterson .	
4,964,761	10/1990	Rossi	47/83

[57] CLAIM

The ornamental design for planter, as shown and described.

DESCRIPTION

FIG. 1 is a front elevational view of a planter showing my new design, the rear view (not shown) being identical thereto;

FIG. 2 is a top plan view;

FIG. 3 is a bottom plan view;

FIG. 4 is a right side elevational view, the left side (not shown) being a mirror image thereof; and,

FIG. 5 is a perspective view.


The broken lines of FIG. 5 showing arrangements of flowers and plants, and soil, are for illustrative purposes only and form no part of the claimed design.

The planter has interior walls that are vertical, as is partially disclosed in FIG. 5.

FOREIGN PATENT DOCUMENTS

595176 3/1960 Canada .

1 Claim, 1 Drawing Sheet






FIG. 1




FIG. 4




FIG. 2

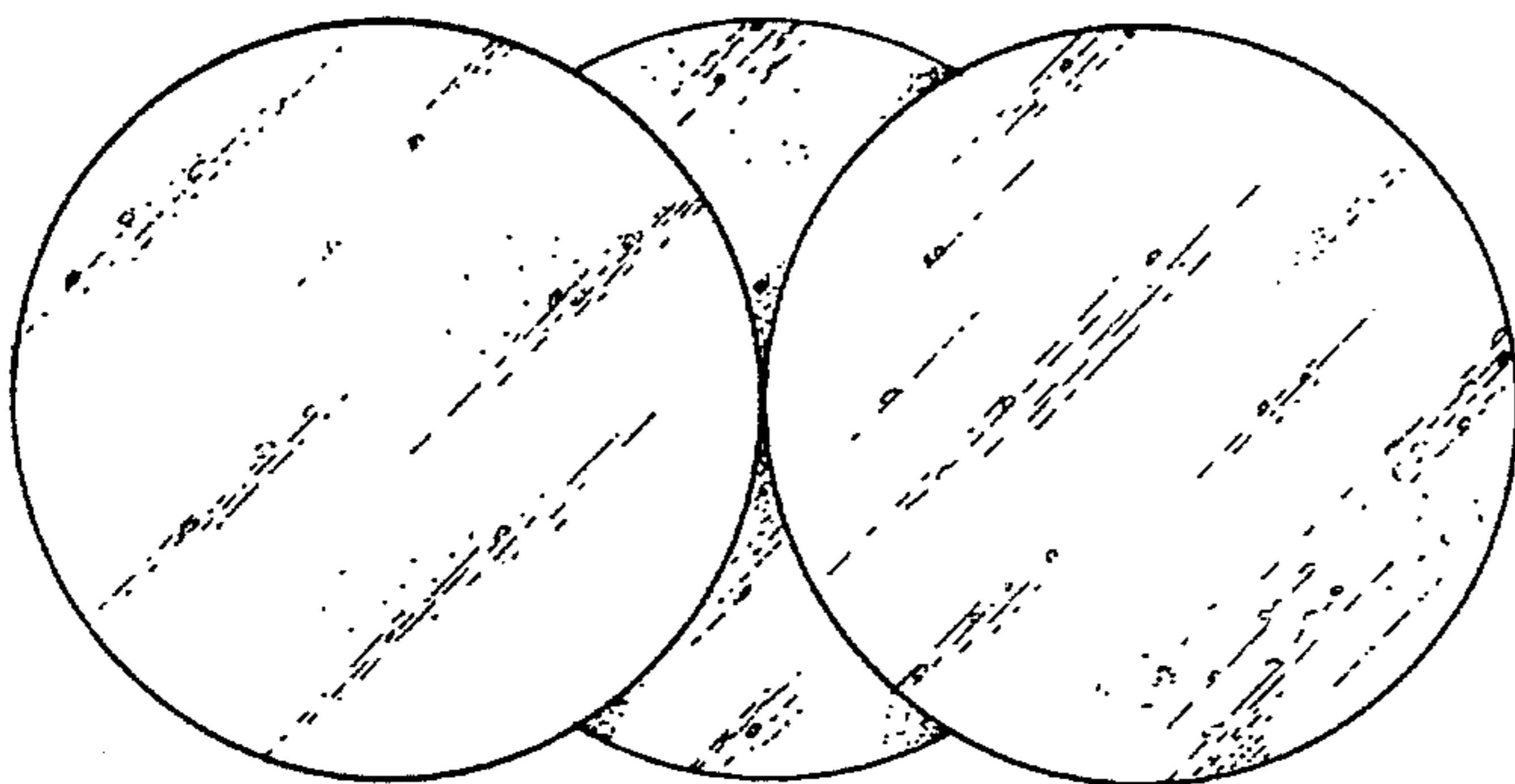


FIG. 3




FIG. 5