



US00D369312S

United States Patent [19]

Saladino

[11] Patent Number: Des. 369,312

[45] Date of Patent: **Apr. 30, 1996

[54] JEWELRY PIN

4,574,595 3/1986 Moody 63/12

5,156,032 10/1992 Edgar .

5,251,650 10/1993 Edmark .

[76] Inventor: Paul D. Saladino, P.O. Box 1576,
Rochester, N.H. 03867-1576

OTHER PUBLICATIONS

Goldschmiede Zeitung Jun. 1965—Item center of p. 32.

Primary Examiner—Ralf Siefert

Attorney, Agent, or Firm—Shlesinger Arkwright Garvey

[**] Term: 14 Years

[21] Appl. No.: 27,039

[22] Filed: Aug. 11, 1994

[52] U.S. Cl. D11/47

[58] Field of Search D11/1, 2, 47-50,
D11/90, 96, 99, 95, 81; 63/1.1, 12; D2/605

[57] CLAIM

The ornamental design for a jewelry pin, as shown and described.

[56] References Cited

DESCRIPTION

U.S. PATENT DOCUMENTS

D. 38,126	7/1906	Meredith et al.	D11/47
D. 40,640	4/1910	Schwalb	D11/47
D. 48,659	2/1916	Vucassovich	D11/96
D. 50,715	5/1917	Fleming	D11/47
D. 186,367	10/1959	Caldwell	D11/47
212,297	2/1879	Allen	D11/47
D. 262,273	12/1981	Kaufmann	D11/47
289,912	12/1883	Huleu	63/1.1
D. 332,033	12/1992	Balibrea .	
909,467	1/1909	Shaw	D11/47
4,005,507	2/1977	Yamazaki .	
4,258,617	3/1981	Akwei .	

FIG. 1 is a perspective view of a jewelry pin, showing my new design;

FIG. 2 is a left side elevational view of FIG. 1;

FIG. 3 is a right side elevational view of FIG. 1;

FIG. 4 is a top plan view of FIG. 2;


FIG. 5 is a bottom plan view of FIG. 4;

FIG. 6 is an enlarged left side view of FIG. 2; and,

FIG. 7 is an enlarged right side view of FIG. 2.

The broken line showing of a rose bud, in FIG. 1, is for illustrative purposes only and forms no part of the claimed design.

1 Claim, 1 Drawing Sheet



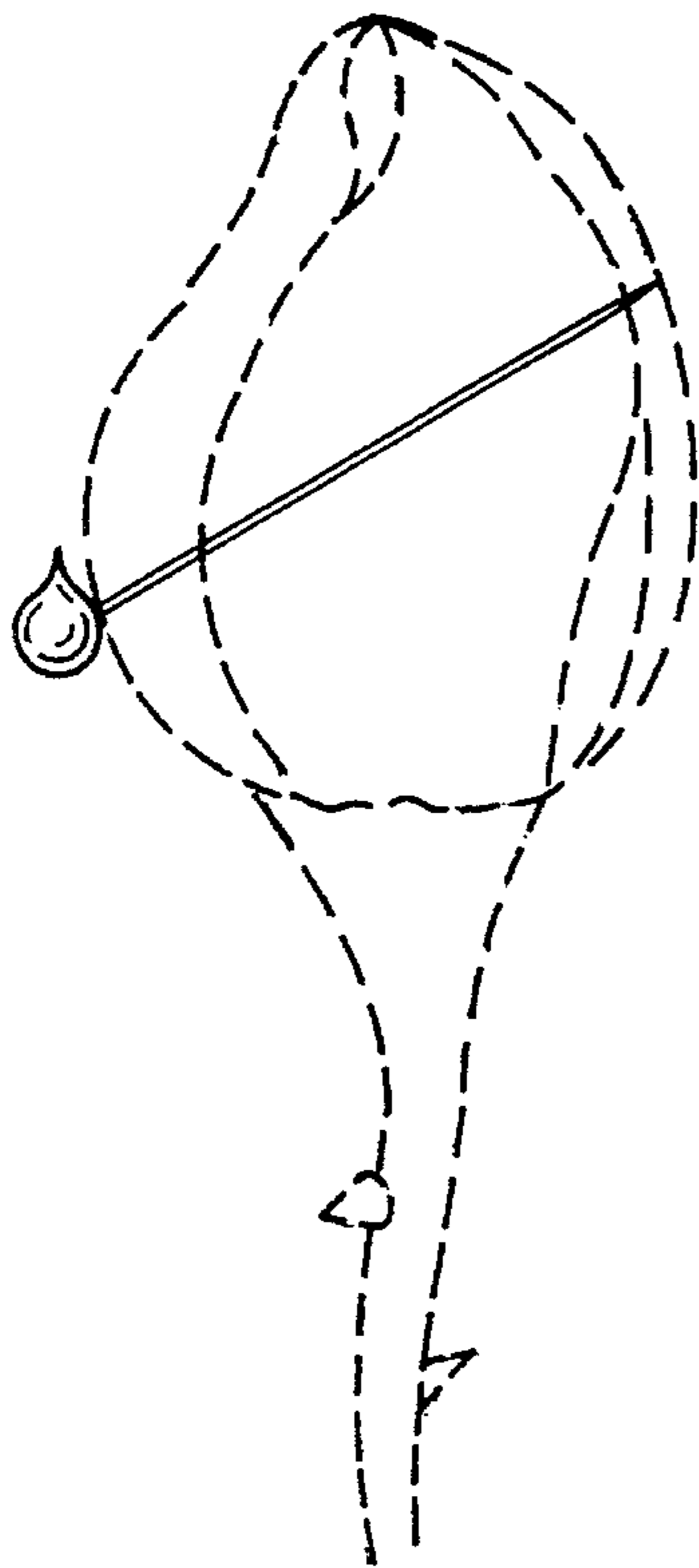


FIG. 1




FIG. 2




FIG. 3

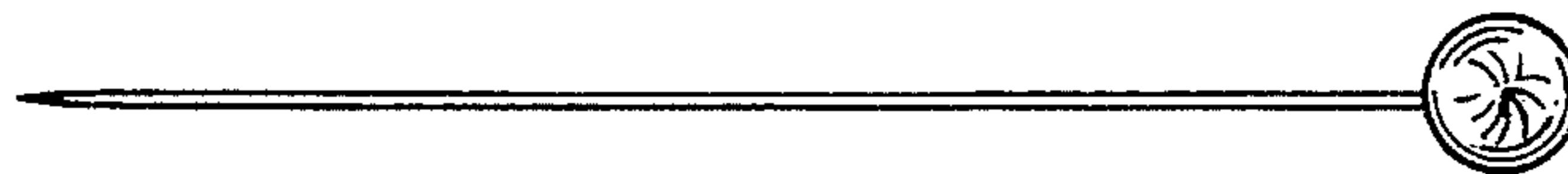


FIG. 4



FIG. 5

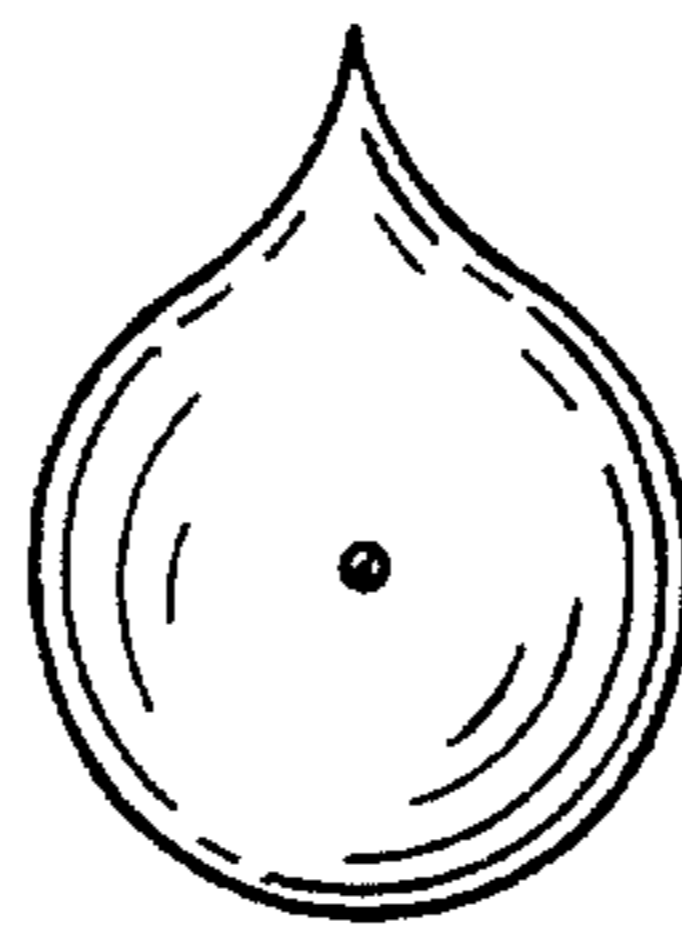


FIG. 6




FIG. 7