



US00D369311S

# United States Patent [19]

Andrews et al.

[11] Patent Number: **Des. 369,311**

[45] Date of Patent: **\*\*Apr. 30, 1996**

- [54] **SPIRAL ROPE JEWELRY CHAIN**
- [75] Inventors: **Spiros Andrews**, St. Petersburg; **Akira Tashiro**, Largo, both of Fla.
- [73] Assignee: **Ravel, Inc.**, Clearwater, Fla.
- [\*\*] Term: **14 Years**
- [21] Appl. No.: **17,916**
- [22] Filed: **Jan. 25, 1994**
- [52] U.S. Cl. .... **D11/13**
- [58] Field of Search ..... D11/1-25, 93,  
D11/94; 59/78, 78.1, 79.3-85; 63/1.1-6;  
224/171, 175, 178

D. 329,828	9/1992	Bedoyan .....	D11/13
D. 330,175	10/1992	Kahan .....	D11/13
D. 334,152	3/1993	Rozenwasser .....	D11/13
D. 334,903	4/1993	Bichi .....	D11/13
D. 335,834	5/1993	Grotto .....	D11/12
D. 338,169	8/1993	Bichi .....	D11/12
D. 338,170	8/1993	Bichi .....	D11/12
2,140,491	12/1938	Biedermann .....	59/80
2,425,465	8/1947	Goldblatt .....	D11/13
2,451,749	10/1948	Kreisler .....	63/4
2,451,750	10/1948	Kreisler et al. ....	63/4
2,451,780	10/1948	Siska .....	63/4
2,801,565	8/1957	Nicollet .....	87/6

### OTHER PUBLICATIONS

Lewis & Roberts Catalog, Items J, K, L, p. 61, date unknown.  
 Spiegel Catalog, Items R and T, p. 13, date unknown.

*Primary Examiner*—Ralf Seifert  
*Attorney, Agent, or Firm*—Pennie & Edmonds

### [56] References Cited

#### U.S. PATENT DOCUMENTS

D. 108,250	12/1937	Sternberg .	
D. 145,783	10/1946	Bernas .....	D45/4
D. 148,560	10/1946	Ostheimer .....	D45/4
D. 150,329	10/1947	Arpels .....	D45/16
D. 156,994	1/1950	Philippe .....	D45/16
D. 170,380	9/1953	Philippe .....	D45/16
D. 173,492	11/1954	Katz .....	D45/4
D. 174,264	3/1955	Katz .....	D45/16
D. 175,509	9/1955	Katz .....	D45/4
D. 175,959	11/1955	Philippe .....	D45/16
239,361	3/1881	Bissinger .	
D. 265,637	8/1982	Barr .....	D11/6
296,505	4/1884	Babbitt .	
D. 301,698	6/1989	Markovits .....	D11/13
D. 319,198	8/1991	Nakagawa .....	D11/13
D. 329,205	9/1992	Rozenwasser .....	D11/17

### [57] CLAIM

The ornamental design for spiral rope jewelry chain, as shown and described.

### DESCRIPTION

FIG. 1 is a front elevational view of a spiral rope jewelry chain showing my new design, all side views being the same; and,  
 FIG. 2 is a cross-sectional view taken along the lines 2—2 of FIG. 1, the internal structure being removed for ease of illustration.

1 Claim, 2 Drawing Sheets

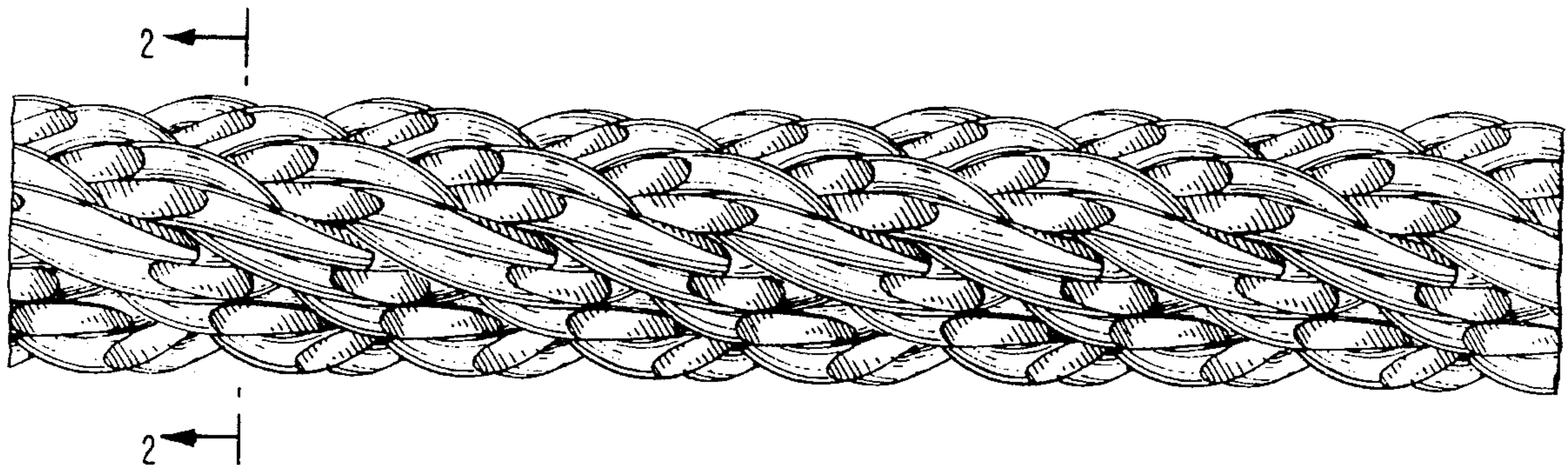
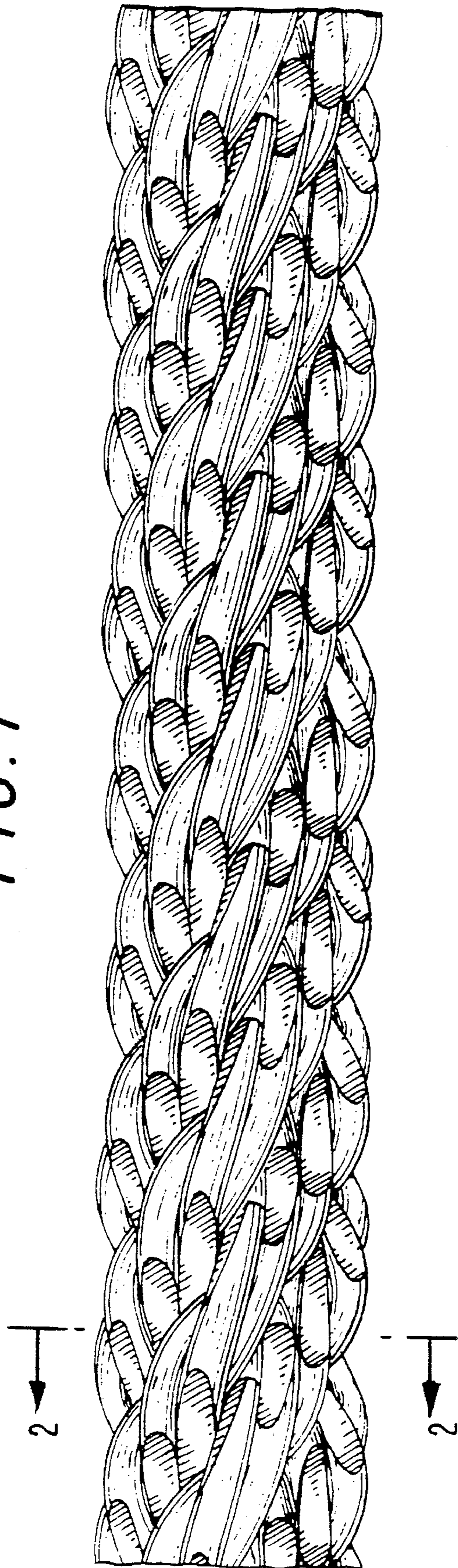



FIG. 1





*FIG. 2*