



US00D369310S

United States Patent [19]
Hanson

[11] **Patent Number: Des. 369,310**
[45] **Date of Patent: **Apr. 30, 1996**

[54] **BOAT MOTOR MARKER**

Attorney, Agent, or Firm—Brian D. Smith

[76] Inventor: **Bradford L. Hanson**, 1144 S. Monroe St., Denver, Colo. 80210

[57] **CLAIM**

[**] Term: **14 Years**

The ornamental design for a boat motor marker, as shown and described.

[21] Appl. No.: **25,508**

DESCRIPTION

[22] Filed: **Jul. 5, 1994**

[52] U.S. Cl. **D10/109**

[58] **Field of Search** D20/10, 40, 42, D20/99, 22, 23; D10/109, 111, 114, 115, 121; 116/28, 63, T, 63 C, 63 P, 173, 174, 175; 40/1, 584, 617, 299; D2/625

FIG. 1 is a perspective view of a boat motor marker showing my new design, with the dash lines indicating stitching and with the cross-hatch pattern indicating a conventional fabric and with the broken line showing for illustrative purposes only and forming no part of the claimed design;

FIG. 2 is a right side elevational view of the boat motor marker of FIG. 1;

[56] **References Cited**

U.S. PATENT DOCUMENTS

D. 270,820	10/1983	Schulze	D10/109
2,322,854	6/1943	Langer	D2/625
2,679,711	6/1954	Learnard	116/173
3,310,026	3/1967	Baird, Jr.	116/173
4,558,862	12/1985	Kelly	116/173
5,244,715	9/1993	Kuchar	116/173

FIG. 3 is a top plan view of the boat motor marker of FIG. 2;

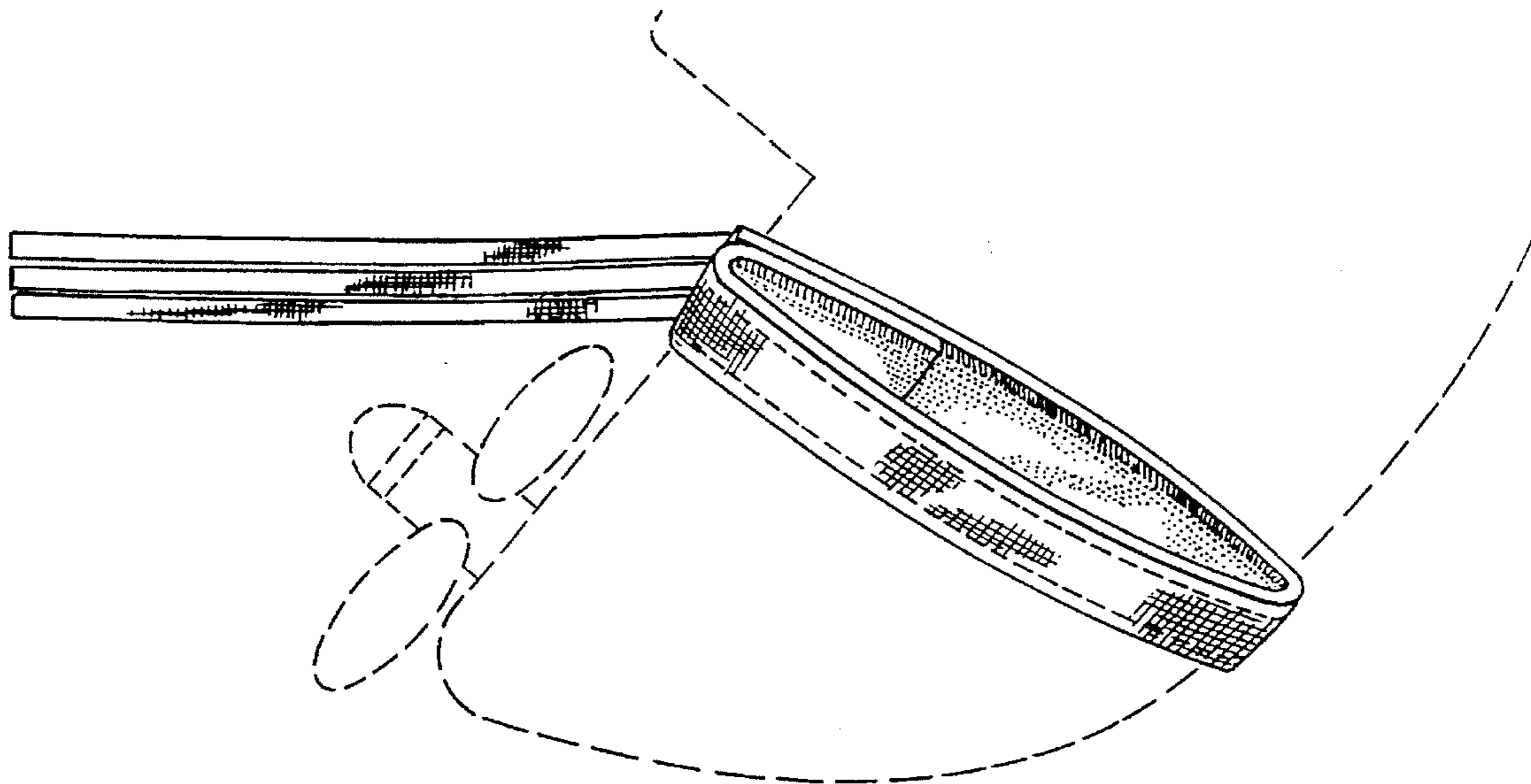
FIG. 4 is a left side elevational view of the boat motor marker of FIG. 2;

FIG. 5 is a front end elevational view of the boat motor marker of FIG. 2; and,

FIG. 6 is a rear end elevational view of the boat motor marker of FIG. 2;

Primary Examiner—Marcus A. Jackson

1 Claim, 2 Drawing Sheets



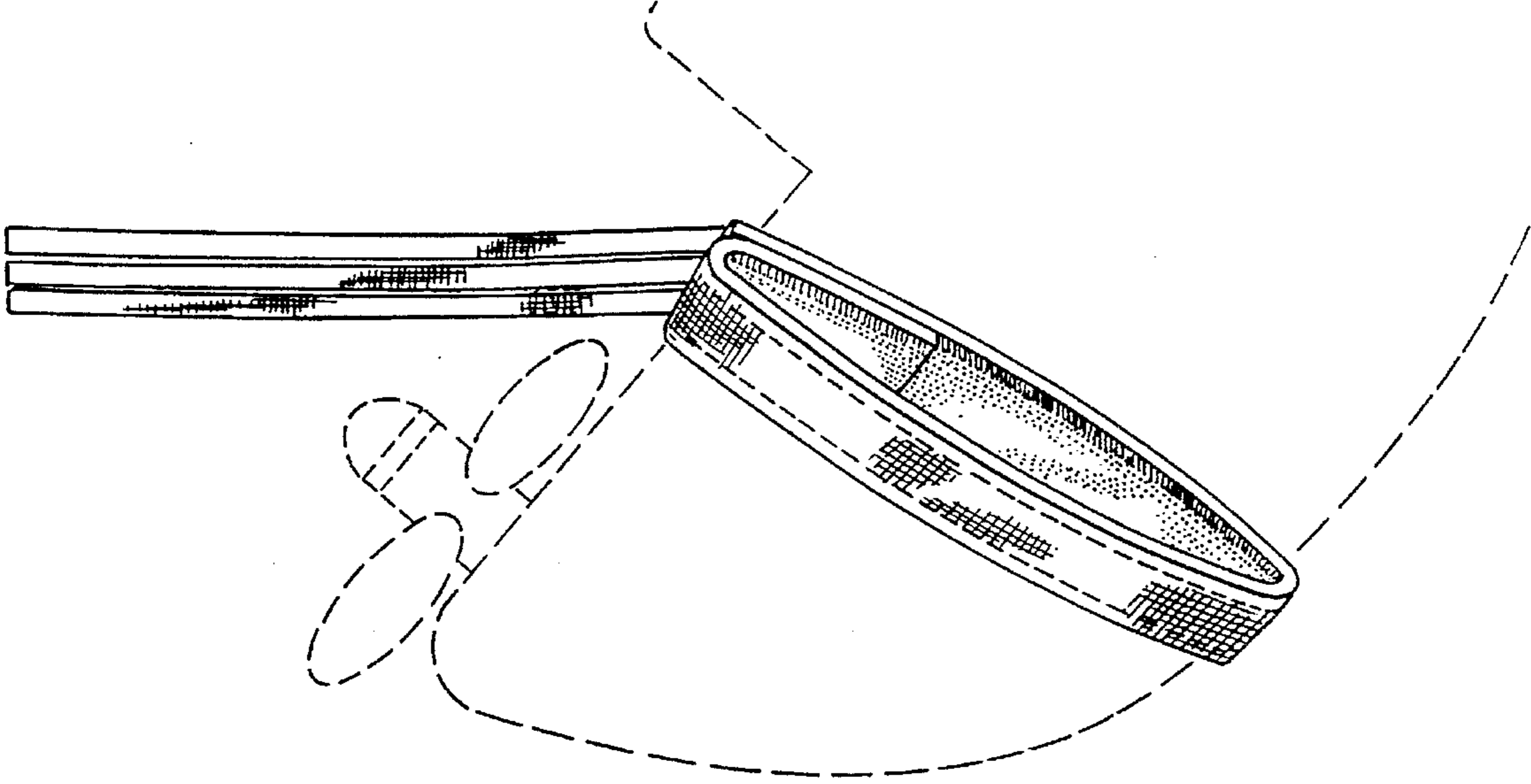


FIG. 1

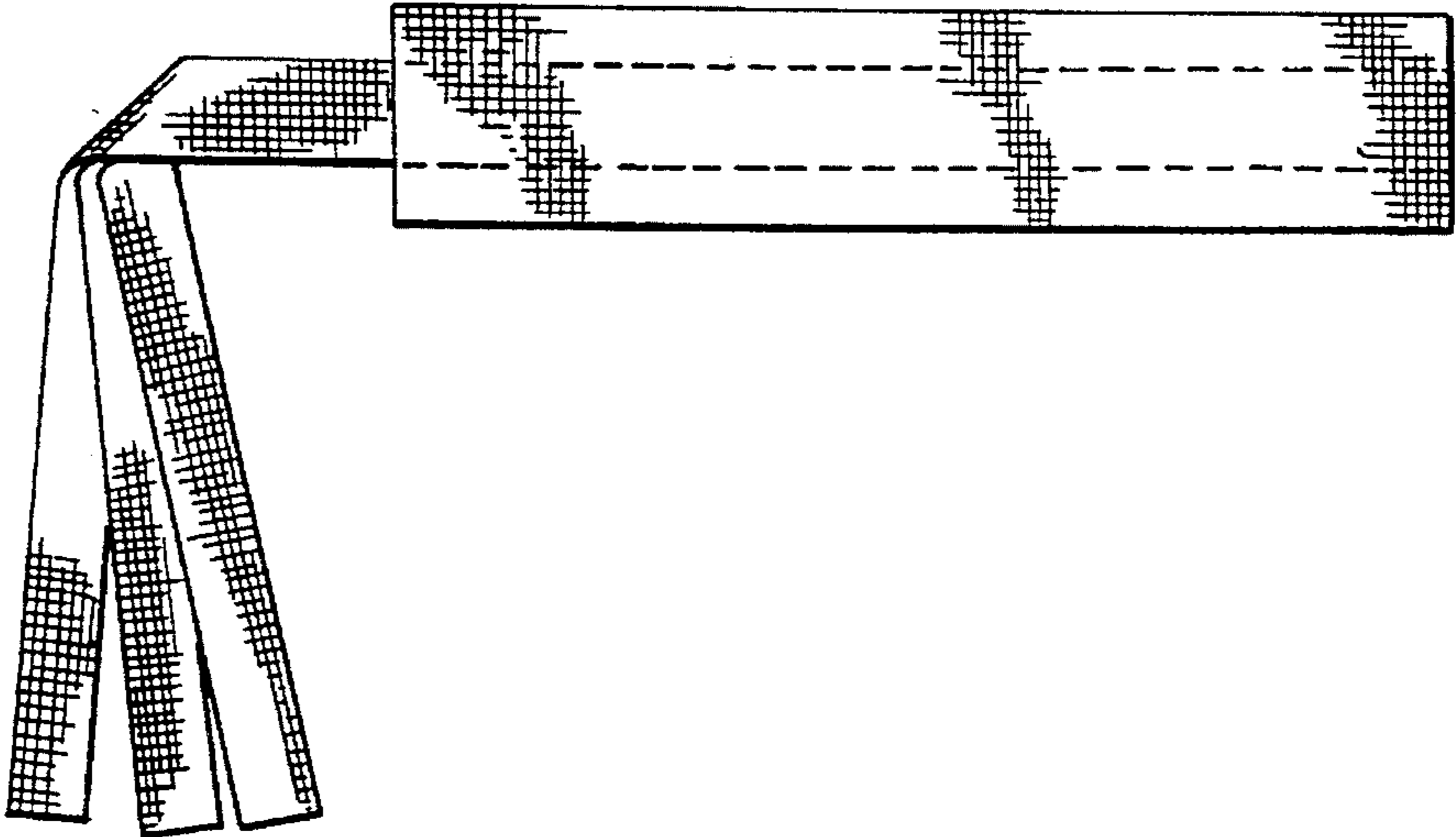


FIG. 2

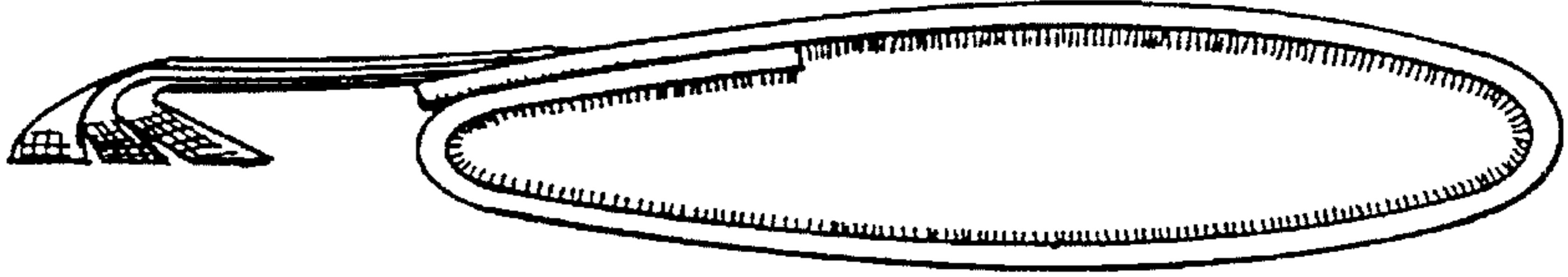


FIG. 3

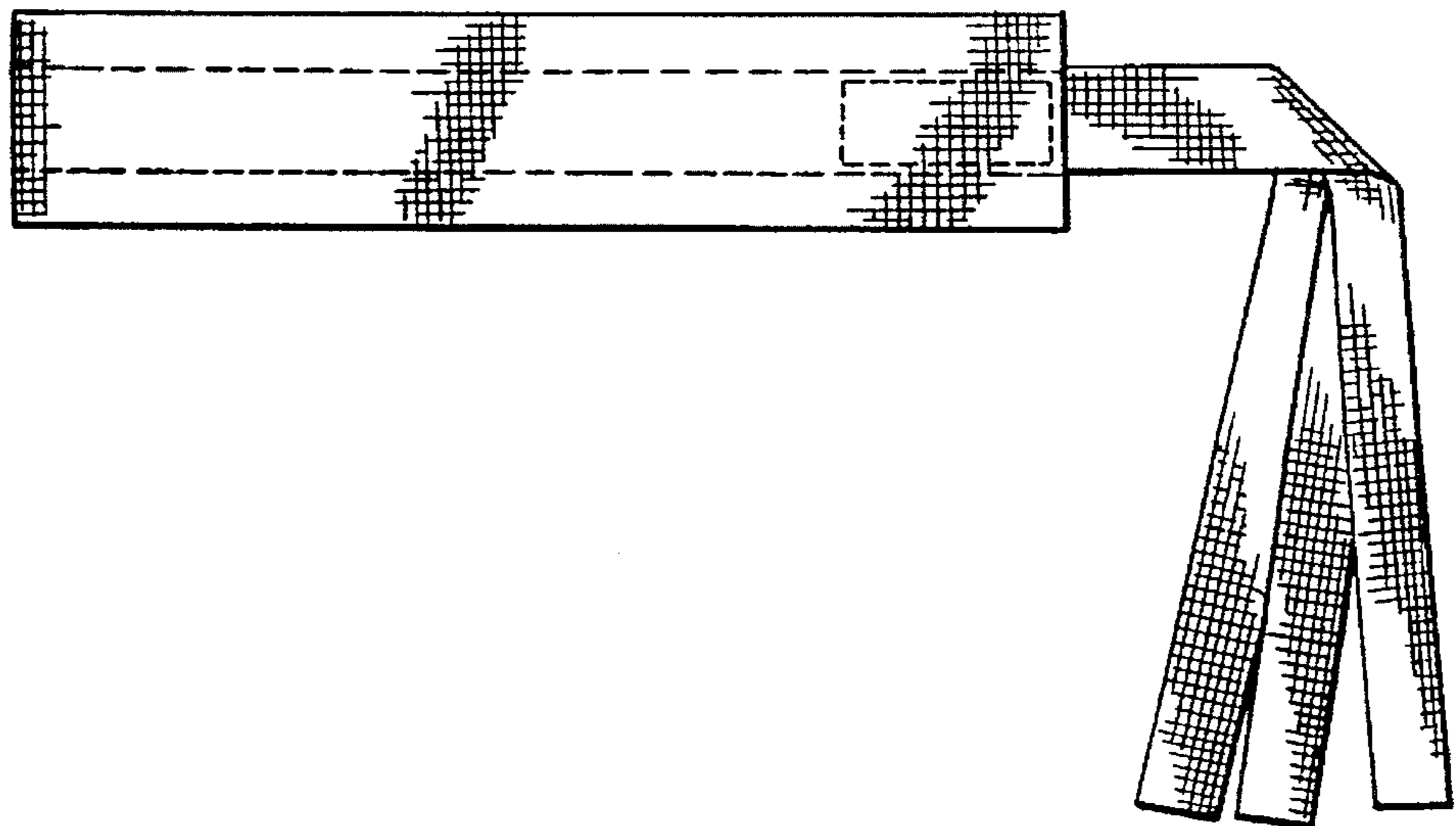


FIG. 4




FIG. 5




FIG. 6