



US00D369308S

United States Patent [19]
Pun

[11] **Patent Number: Des. 369,308**

[45] **Date of Patent: **Apr. 30, 1996**

[54] **COMBINED MOTION DETECTOR AND AUDIBLE ALARM**

D. 346,982 5/1994 Greene et al. D10/106
D. 351,173 10/1994 Yeh D10/106

[75] Inventor: **Kam-Wah Pun**, Kowloon Bay, Hong Kong

Primary Examiner—A. Hugo Word
Assistant Examiner—Marcus Jackson
Attorney, Agent, or Firm—Oliff & Berridge

[73] Assignee: **Styling City, Ltd.**, Kowloon Bay, Hong Kong

[57] **CLAIM**

[**] Term: **14 Years**

The ornamental design for combined motion detector and audible alarm, as shown and described.

[21] Appl. No.: **35,387**

DESCRIPTION

[22] Filed: **Feb. 27, 1995**

[52] **U.S. Cl.** **D10/106**

[58] **Field of Search** D10/104, 106,
D10/116, 121; 340/545, 547, 555, 578,
586, 566, 628, 629, 630, 693; D14/124,
217, 218


FIG. 1 is a front elevational view of a combined motion detector and audible alarm showing my new design;
FIG. 2 is a rear elevational view thereof;
FIG. 3 is a side elevational view thereof;
FIG. 4 is a side elevational view thereof;
FIG. 5 is a top plan view thereof;
FIG. 6 is a bottom plan view thereof; and,
FIG. 7 is a perspective view thereof.

[56] **References Cited**

U.S. PATENT DOCUMENTS

D. 308,947 7/1990 Downing D10/106

1 Claim, 4 Drawing Sheets






FIGURE 1




FIGURE 2




FIGURE 3




FIGURE 4




FIGURE 5




FIGURE 6




FIGURE 7