



US00D369290S

United States Patent [19] Subliskey

[11] Patent Number: **Des. 369,290**

[45] Date of Patent: ****Apr. 30, 1996**

[54] **SASH LOCK AND KEEPER ASSEMBLY**
[75] Inventor: **Edward J. Subliskey**, Mountaintop, Pa.
[73] Assignee: **Allen-Stevens Corporation**, West Hazleton, Pa.
[**] Term: **14 Years**

3,811,718 5/1974 Bates .
4,436,328 3/1984 Chernosky .
4,736,972 4/1988 Mosch .
4,801,164 1/1989 Mosch .
5,087,087 2/1992 Vette et al. 292/241
5,161,839 11/1992 Piltingsrud et al. .
5,219,193 6/1993 Piltingsrud .

[21] Appl. No.: **40,687**
[22] Filed: **Jun. 23, 1995**
[52] U.S. Cl. **D8/337**
[58] Field of Search D8/330-331, 336-337, D8/338, 341; 70/89-90; 292/111, 240-242, DIG. 33

Primary Examiner—Brian N. Vinson
Attorney, Agent, or Firm—Renner, Otto, Boisselle & Sklar

[57] CLAIM

The ornamental design of a sash lock and keeper assembly, as shown and described.

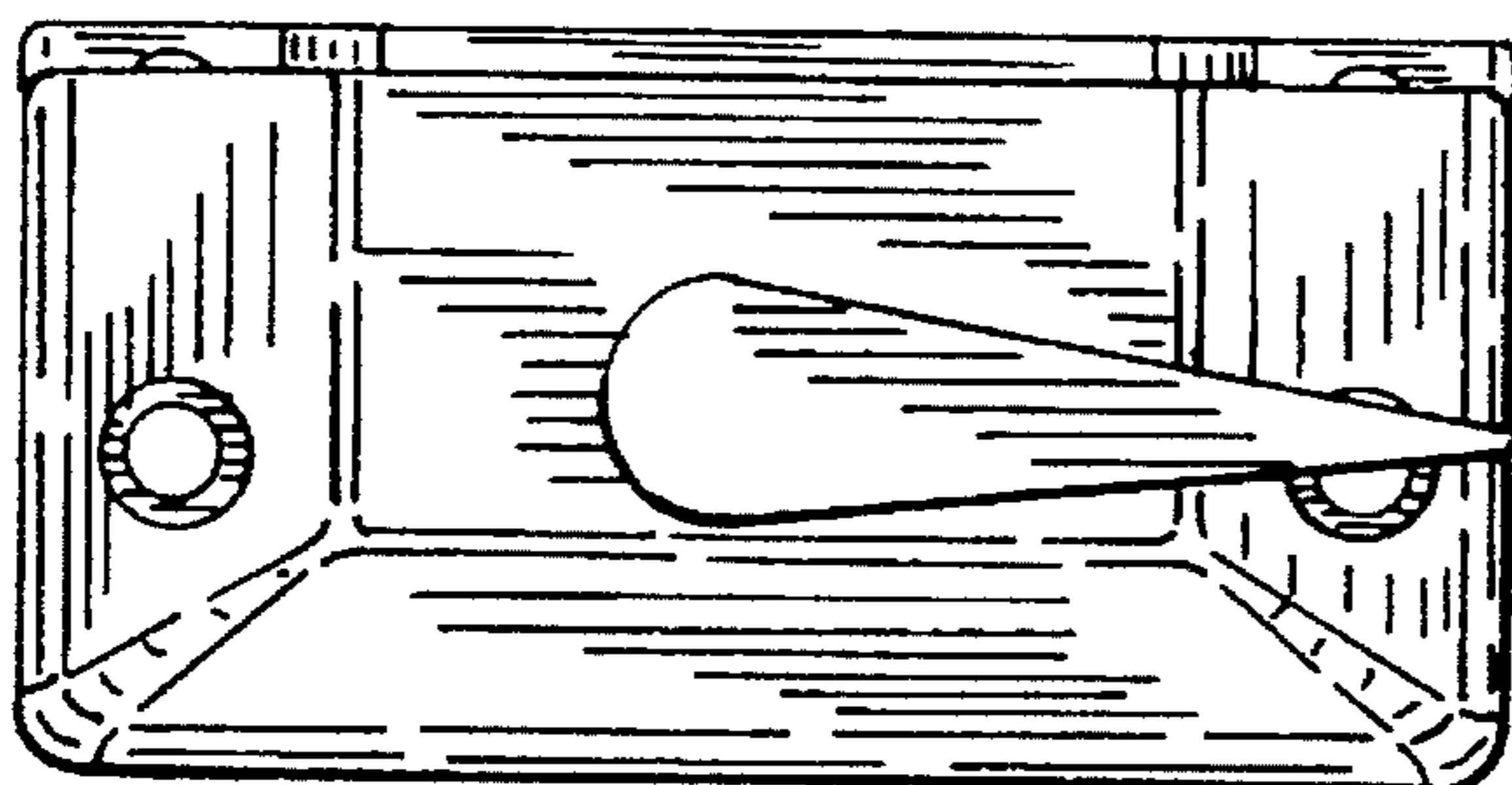


DESCRIPTION

FIG. 1 is a perspective view of the front of the operator handle and cover from slightly above and right of the design; FIG. 2 is a right side view of the sash lock and keeper assembly; FIG. 3 is a front side view of the sash lock and keeper assembly; FIG. 4 is a left side view of the sash lock and keeper assembly; FIG. 5 is a top side view of the sash lock and keeper assembly; FIG. 6 is a bottom plan view of the sash lock and keeper assembly; and, FIG. 7 is a rear side view of the sash lock and keeper assembly.

[56] References Cited U.S. PATENT DOCUMENTS

- D. 137,539 3/1944 Ledin .
- D. 141,887 7/1945 Wilder .
- D. 179,048 10/1956 Ahlgren .
- D. 185,254 5/1959 Ahlgren .
- D. 196,713 10/1963 Ahlgren .
- D. 237,041 10/1975 Ruderfer .
- D. 249,017 8/1978 Costello .
- D. 268,643 4/1983 Anderson .
- D. 293,548 1/1988 Bates et al. .
- D. 302,651 8/1989 Mosch .
- D. 316,509 4/1991 Nolte D8/337
- D. 334,132 3/1993 Wobschall et al. D8/337
- 2,997,323 8/1961 Riser .

1 Claim, 1 Drawing Sheet



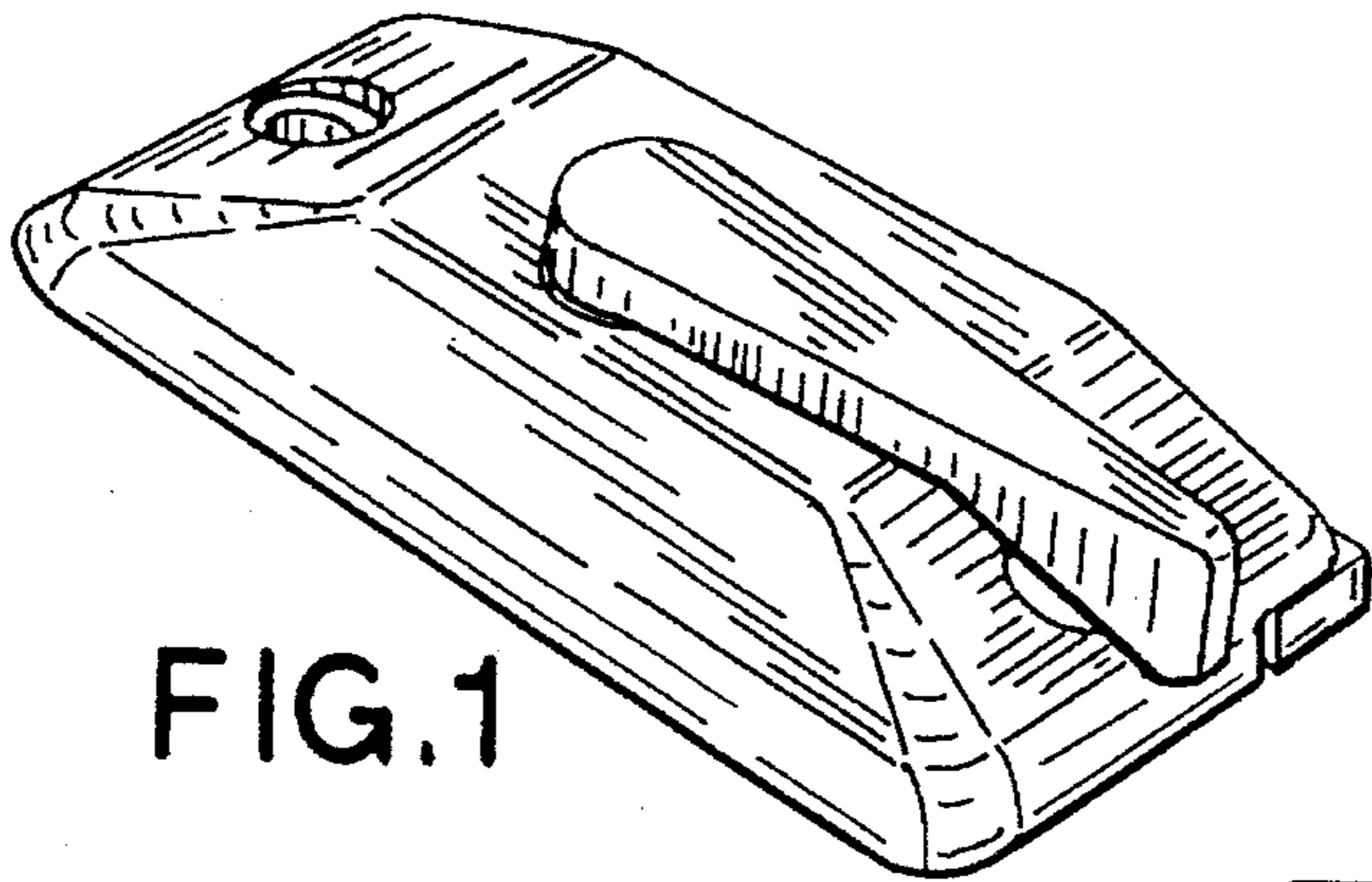


FIG. 1




FIG. 2




FIG. 4

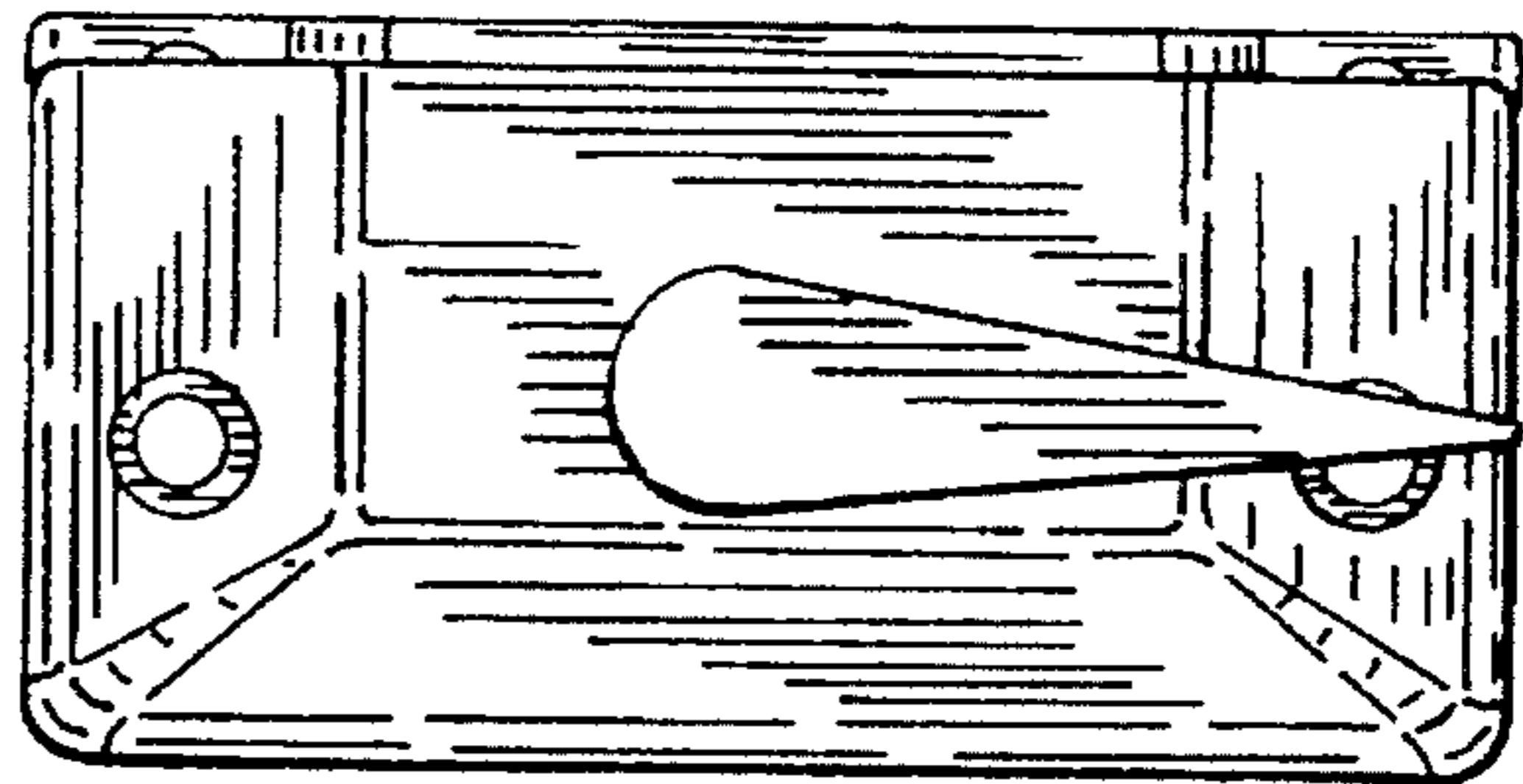


FIG. 5




FIG. 7




FIG. 3




FIG. 6