



US00D369289S

**United States Patent** [19]  
**Caugh et al.**

[11] **Patent Number:** **Des. 369,289**  
[45] **Date of Patent:** **\*\*Apr. 30, 1996**

[54] **PULL**

Home Hardware; p. 10; pull 6300.

[75] Inventors: **Gerald Caugh**, Rockford; **Kevin DeWald**, Spring Lake; **Deborah Mattson**, Plainwell, all of Mich.

*Primary Examiner*—B. J. Bullock  
*Attorney, Agent, or Firm*—Dykema Gossett

[73] Assignee: **Belwith International**, Grandville, Mich.

[57] **CLAIM**

The ornamental design for a pull, as shown and described.

[\*\*] Term: **14 Years**

**DESCRIPTION**

[21] Appl. No.: **15,019**

FIG. 1 is an isometric view of the pull of the present invention;

[22] Filed: **Nov. 5, 1993**

[52] U.S. Cl. .... **D8/317**

FIG. 2 is a front view of the pull of the present invention;

[58] Field of Search ..... D8/310, 316–318,  
D8/305, 350; 16/110 R, 110.5 R, 111 R,  
121, 124

FIG. 3 is a bottom view of the pull of the present invention, the top view being a mirror image thereof;

FIG. 4 is a back view of the pull of the present invention; and,


[56] **References Cited**

**PUBLICATIONS**

FIG. 5 is a right side view of the pull of the present invention, the left side view being a mirror image thereof.

Belwith Cat. No. 687, p. 13, pull P442.  
National Lock Hardware—Cabinet Hardware; p. 12; pull C 6223–4A.

**1 Claim, 1 Drawing Sheet**



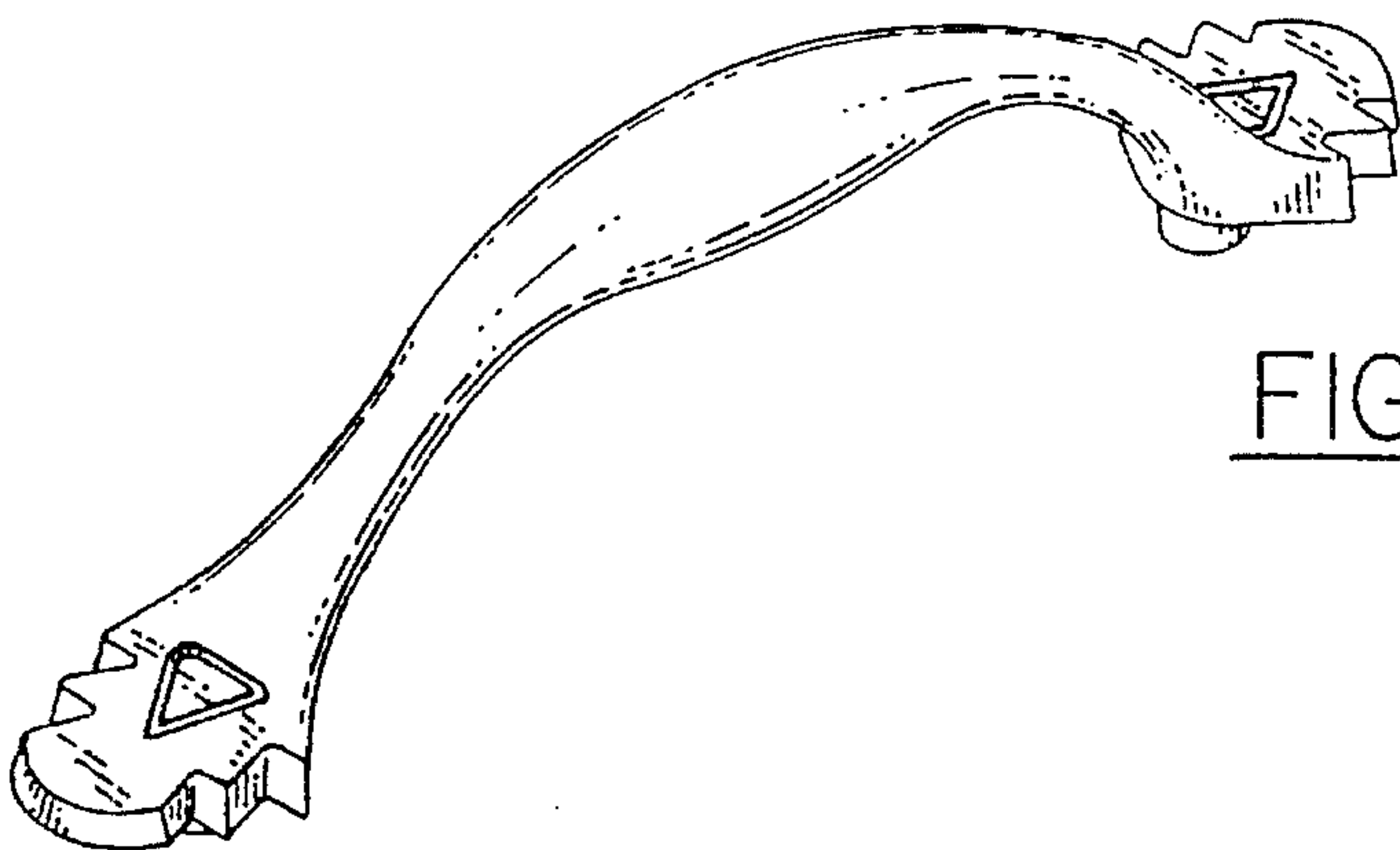


FIG. 1

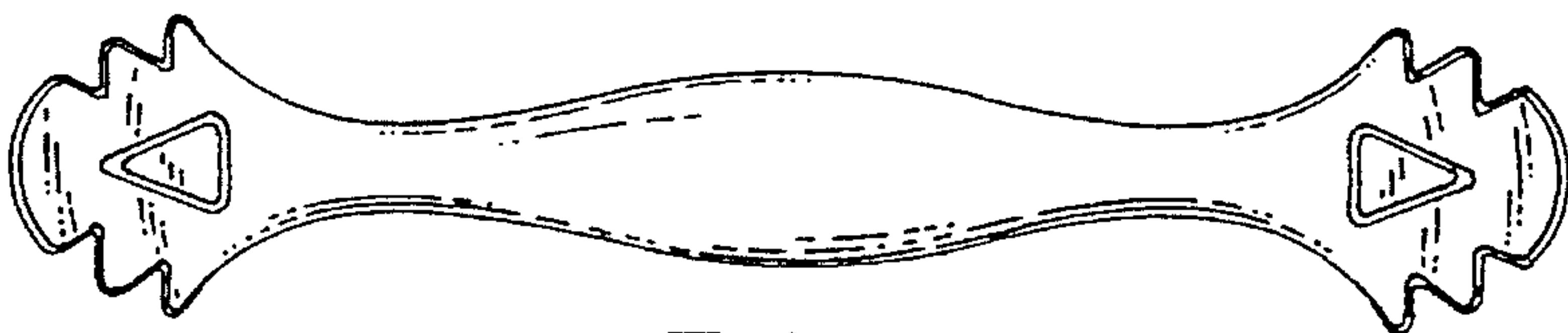


FIG. 2

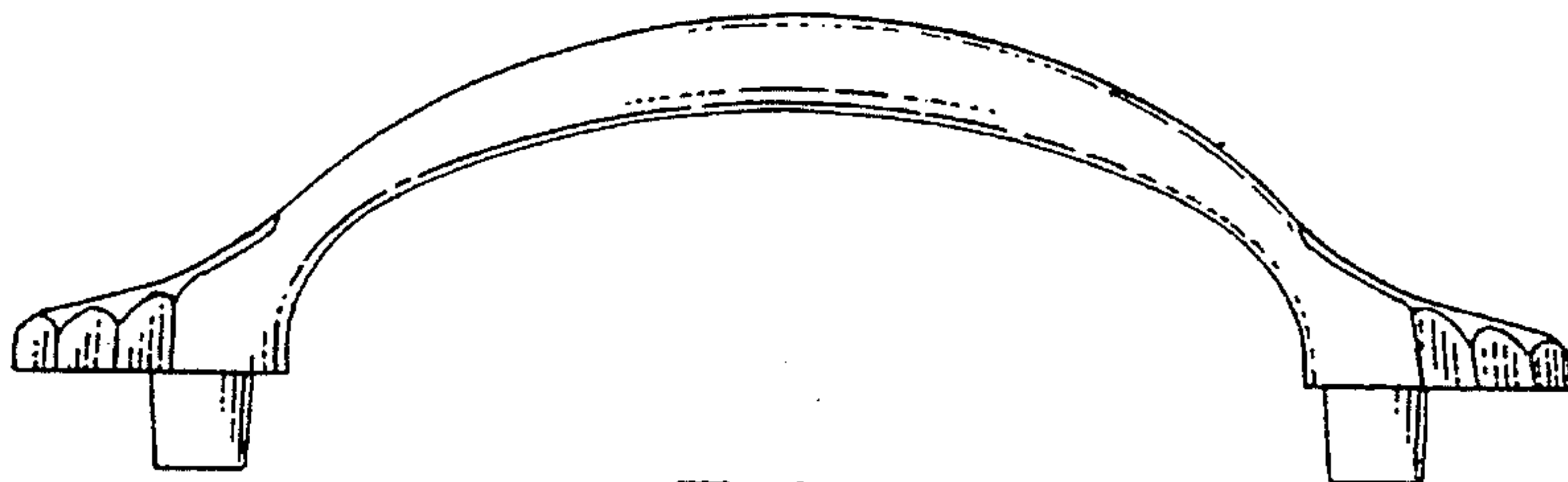


FIG. 3

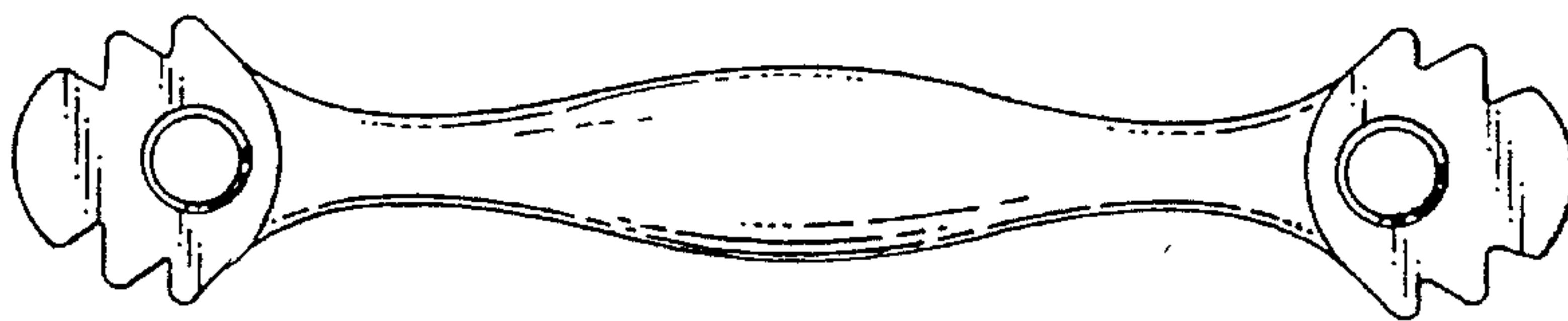


FIG. 4

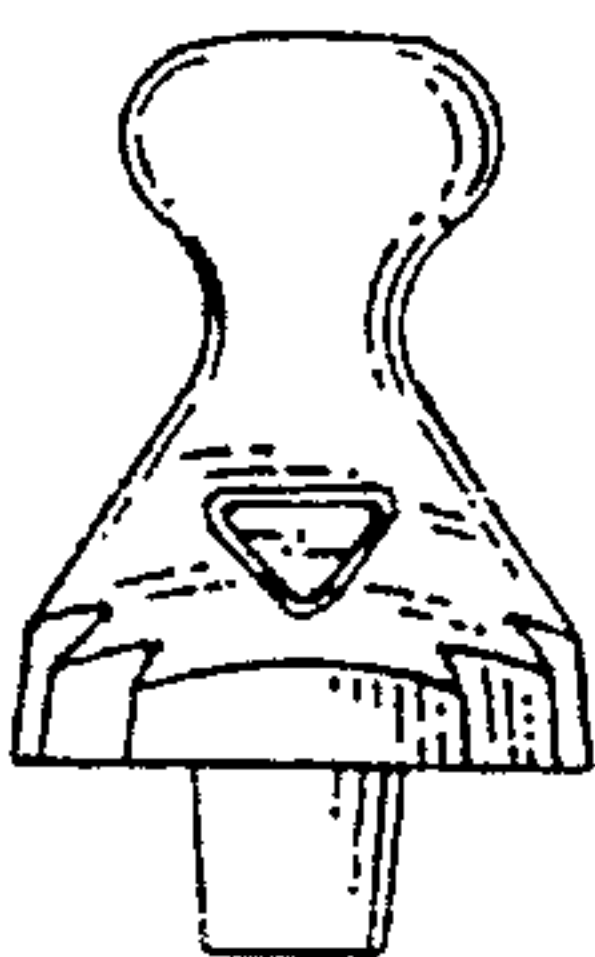


FIG. 5