



US00D369287S

United States Patent [19]
Seber et al.

[11] **Patent Number: Des. 369,287**
[45] **Date of Patent: **Apr. 30, 1996**

[54] **FOLDING KNIFE**
[75] Inventors: **Brett P. Seber**, Escondido; **Roy L. Helton, Jr.**, San Diego, both of Calif.
[73] Assignee: **Buck Knives, Inc.**, El Cajon, Calif.
[**] Term: **14 Years**
[21] Appl. No.: **26,042**
[22] Filed: **Jul. 18, 1994**

D. 336,232 6/1993 Thompson et al. D8/99
D. 347,374 5/1994 Sakai D22/118
4,947,552 8/1990 Barnes 30/159

OTHER PUBLICATIONS

Atlanta Cutlery Catalog, 1993, p. 4, Koncept knives.
Atlanta Cutlery Catalog, 1993, p. 23, Benchmade knives.
Cutlery Shoppe Catalog, 1989, p. 13, Spyderco clipit knives.
Special Projects Catalog, 1994, p. 37, cold steel knives.

Primary Examiner—Philip S. Hyder
Attorney, Agent, or Firm—Gregory Garmong

Related U.S. Application Data

[63] Continuation-in-part of Ser. No. 138,703, Oct. 18, 1993, abandoned, and a continuation-in-part of Ser. No. 138,670, Oct. 18, 1993.
[52] **U.S. Cl.** **D8/98; D22/118**
[58] **Field of Search** **D8/98, 99; D22/118; 30/155, 156, 157, 158, 159, 160, 161**

[57] **CLAIM**

The ornamental design for a folding knife, as shown and described.

DESCRIPTION

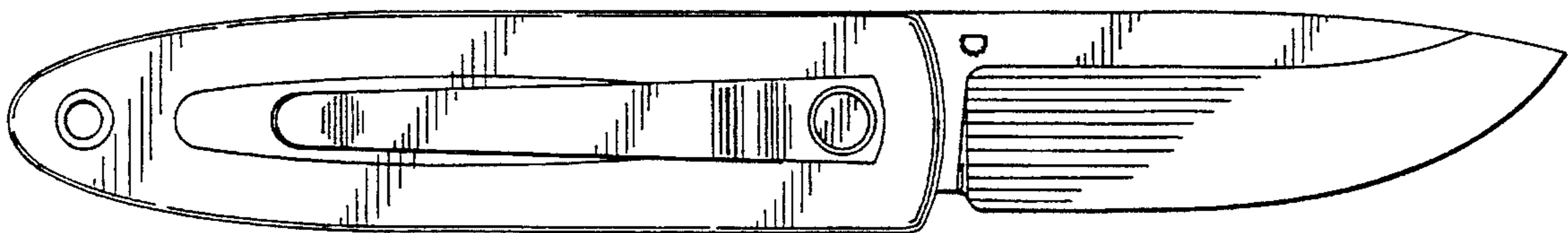
FIG. 1 is a left-side elevational view of a folding knife;
FIG. 2 is a right-side elevational view thereof;
FIG. 3 is a bottom view thereof;
FIG. 4 is a top view thereof;
FIG. 5 is a rear elevational view thereof; and,
FIG. 6 is a front elevational view from the point end thereof.

[56] **References Cited**

U.S. PATENT DOCUMENTS

D. 230,696 3/1974 Evrell et al. D22/118
D. 302,934 8/1989 Finn D8/99
D. 321,820 11/1991 Russell D8/99

1 Claim, 2 Drawing Sheets



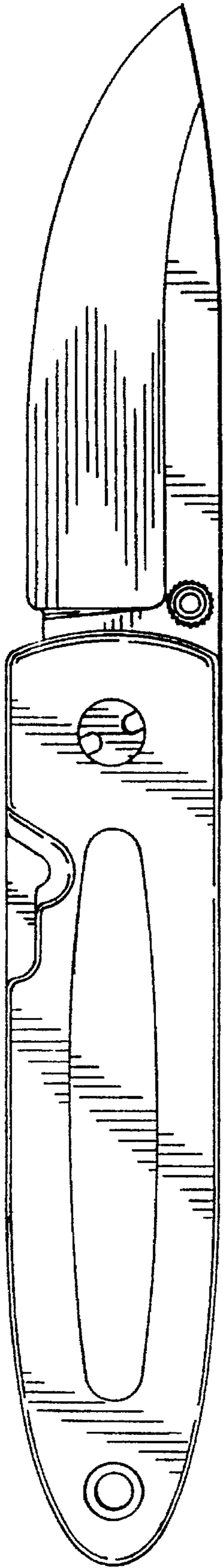


FIG. 1

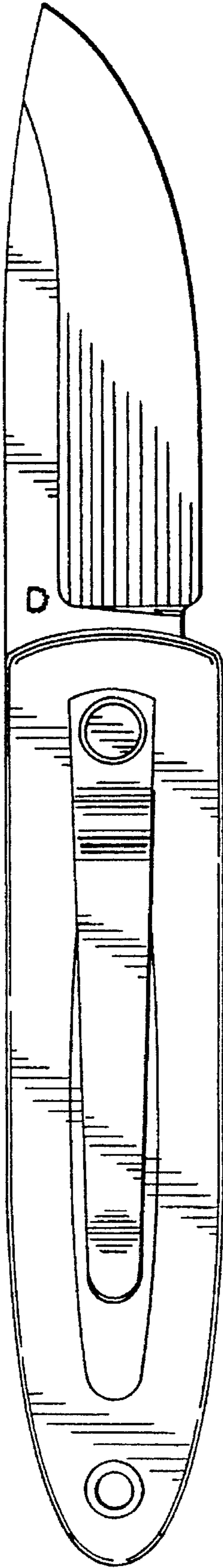


FIG. 2

FIG. 3

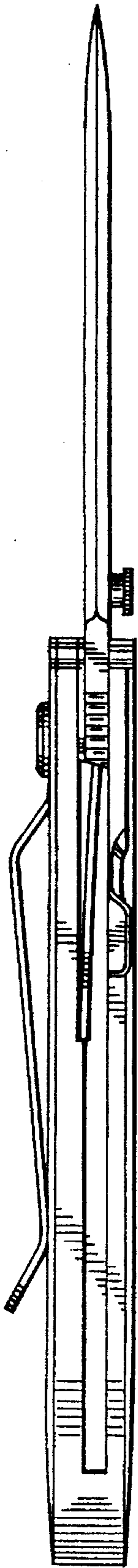


FIG. 4

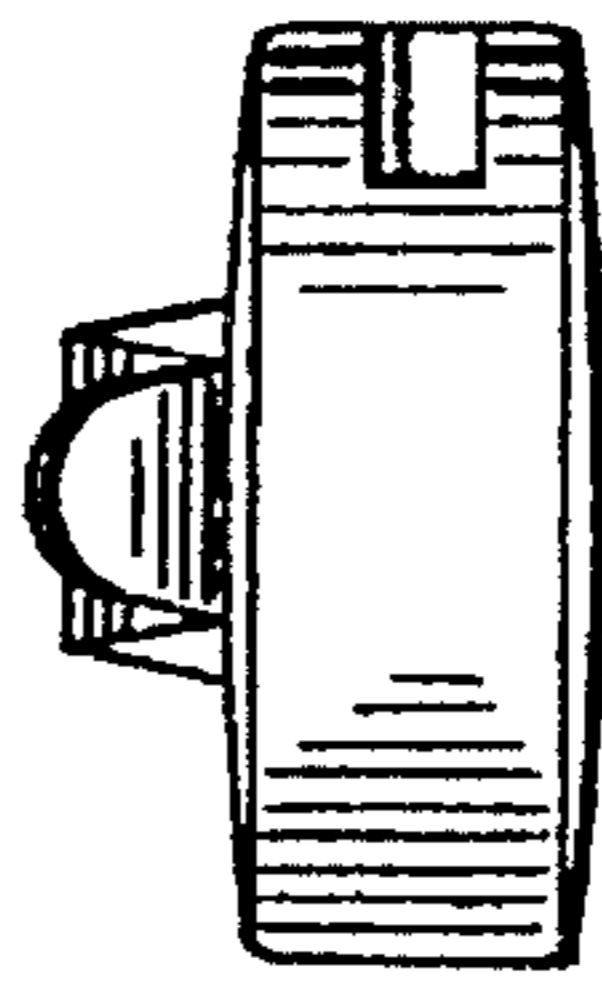
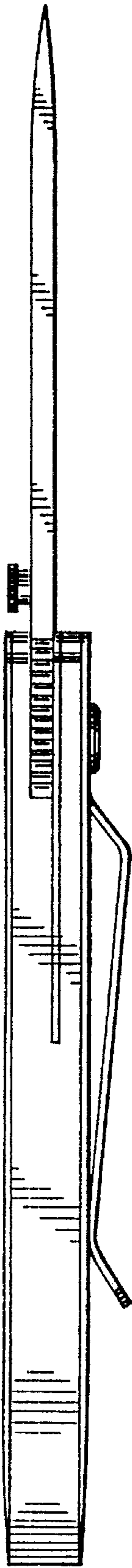


FIG. 5

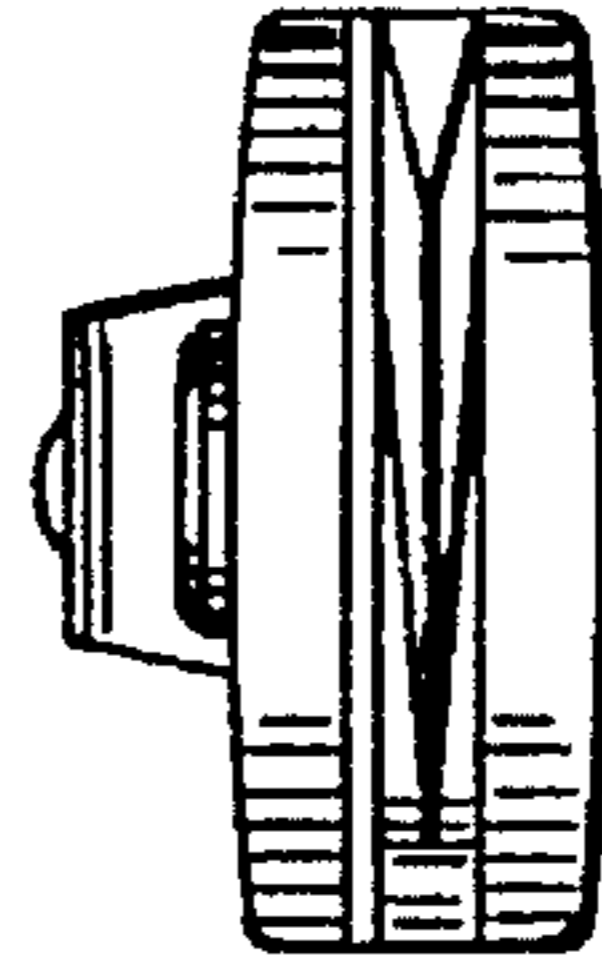


FIG. 6