



US00D369266S

United States Patent [19]
Dardashti

[11] **Patent Number: Des. 369,266**
[45] **Date of Patent: **Apr. 30, 1996**

[54] **STORAGE ASSEMBLY**

[76] Inventor: **Shahriar Dardashti**, c/o Atlantic Representations, Inc., P.O. Box 2339, Santa Fe Springs, Calif. 90670

[**] Term: **14 Years**

[21] Appl. No.: **40,706**

[22] Filed: **Apr. 30, 1995**

[52] U.S. Cl. **D6/629**

[58] **Field of Search** D6/626-635, 407; 211/40, 41, 42; 312/9.1; 206/387, 308.1, 307.1, 308.3, 312, 313, 315.9, 387.1, 387.14, 387.15; 369/272, 273; D19/8, 27, 75, 76, 91

[56] **References Cited**

U.S. PATENT DOCUMENTS

D. 333,225	2/1993	Robinson	D6/450
D. 340,155	10/1993	Koziol	D6/450
D. 344,360	2/1994	Yeh	D26/106
D. 359,647	6/1995	Dardashti	D6/629
D. 359,872	7/1995	Dardashti	D6/629
D. 361,464	8/1995	Dardashti	D6/629
D. 361,465	8/1995	Dardashti	D6/630
D. 361,917	9/1995	Dardashti	D6/629
5,195,642	3/1993	Dardashti	211/41

FOREIGN PATENT DOCUMENTS

9106686.7	8/1991	Germany	.
9200776.7	5/1992	Germany	.

OTHER PUBLICATIONS

Expandable CD Storage System, distributed by Atlantic Representations, Inc. (1991).
CD Storage System, distributed by Atlantic Representations, Inc. (1991).

Advertisement, Probell; Handelsgesellschaft mbH; Hamburg, Germany; Circa, Mar. 1991.
Audio Accessories/CD, Wholesale Price List; Atlantic Representations, Inc.; Effective Jun. 1, 1991; No. PRCD91.
CD Towers; Item B-D, XD61407; Home Decorator Collection Catalogue; p. 22.
Metal Towers—CD, Cassette & VHS Storage System; Atlantic Representations, Inc.; Copyright 1992.
Atlantic Novelty CD Towers, Atlantic Representations, Inc. (1993).
Metal Storage System—Towers, Modules, Accessories; Atlantic Representations, Inc.; Copyright 1993.
CD Man; Los Angeles Times Magazine; Feb. 6, 1994; p. 35.
The CD Tower; Phil Patton; The New York Times; Mar. 14, 1994; p. 11.
Model 1108—Floor Lamp/CD Tower; Frontgate—Enhancing Your Home; Winter 1994.

Primary Examiner—Alan P. Douglas
Assistant Examiner—S. Snapp
Attorney, Agent, or Firm—Poms, Smith, Lande & Rose

[57] **CLAIM**

The ornamental design for a storage assembly, as shown and described.

DESCRIPTION

FIG. 1 is a front elevational view of a storage assembly showing my new design;
FIG. 2 is a right side elevational view thereof;
FIG. 3 is a left side elevational view thereof;
FIG. 4 is a rear elevational view thereof;
FIG. 5 is a top plan view thereof; and,
FIG. 6 is a bottom plan view thereof.
The dotted line showings in the drawings are for environmental purposes only and form no part of the claimed design.

1 Claim, 2 Drawing Sheets

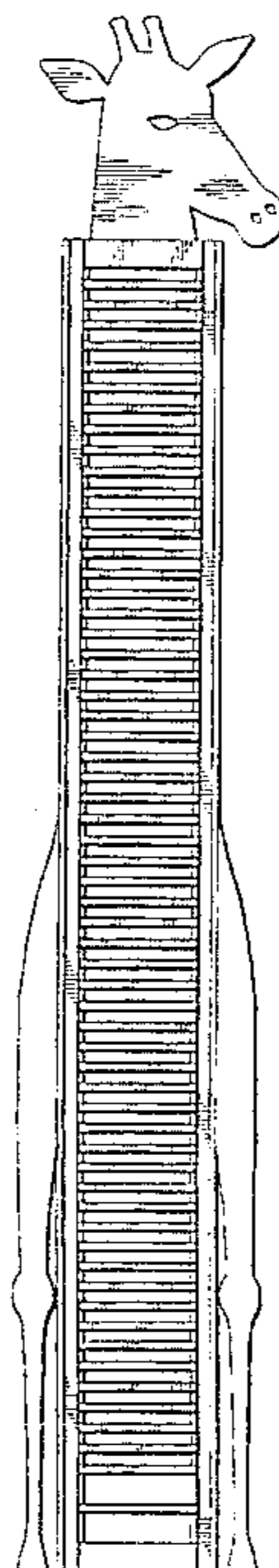


FIG. 3

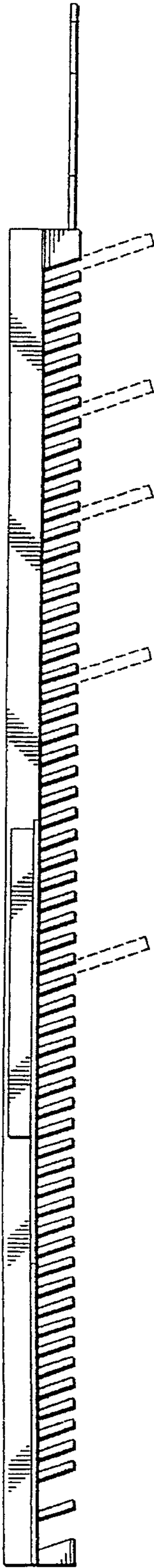


FIG. 1

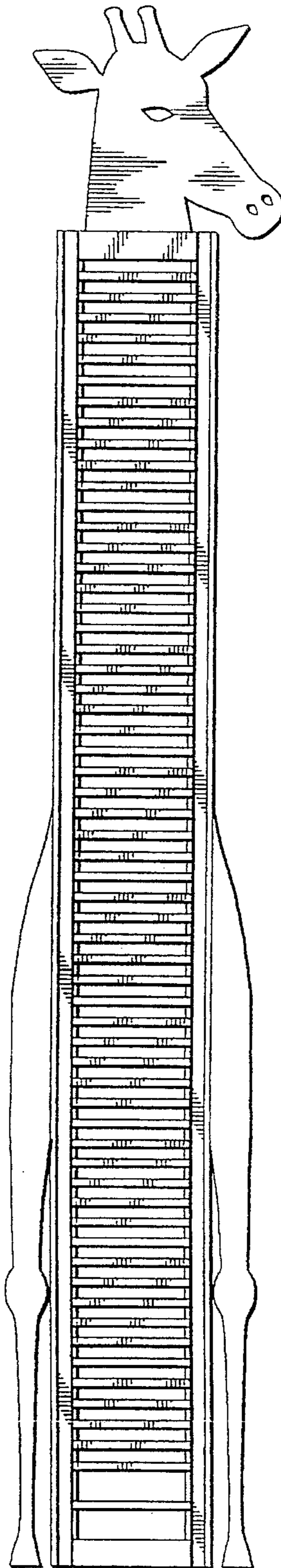


FIG. 2

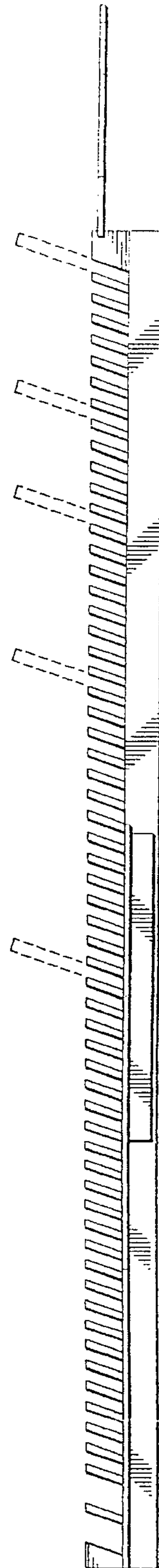


FIG. 4

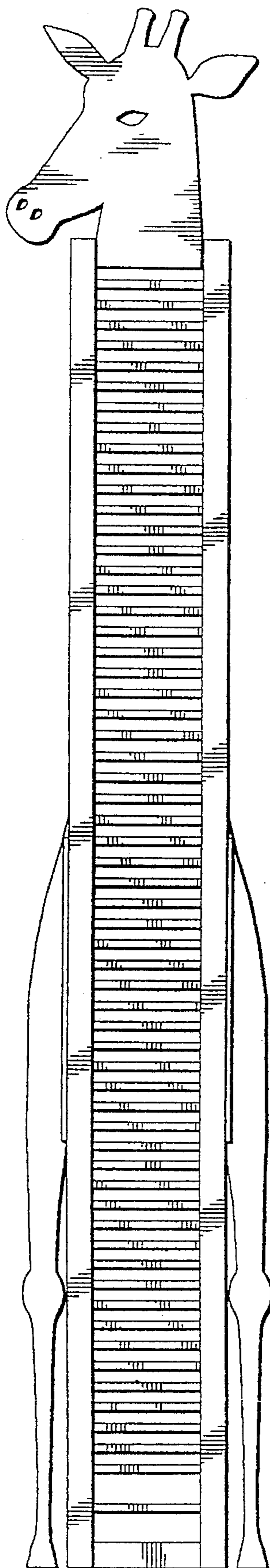


FIG. 5




FIG. 6