



US00D369261S

United States Patent [19] Brink

[11] Patent Number: **Des. 369,261**

[45] Date of Patent: ****Apr. 30, 1996**

[54] **JEWELRY ORGANIZER**

[76] Inventor: **Nancy L. Brink**, 816 Pine St.,
Saltsburg, Pa. 15681

[**] Term: **14 Years**

[21] Appl. No.: **29,909**

[22] Filed: **Oct. 19, 1994**

[52] U.S. Cl. **D6/514**

[58] Field of Search D6/512, 514, 553,
D6/567; D3/315, 903; 206/495, 6.1; 248/317;
211/13, 59.1, 86, 87

[56] **References Cited**

U.S. PATENT DOCUMENTS

D. 256,636	9/1980	Leishman	D6/513 X
D. 300,398	3/1989	Krugman	D6/514
D. 315,839	4/1991	Martorella	D6/513
D. 317,233	6/1991	Kelly	D6/553
D. 353,501	12/1994	Kral	D6/513
3,718,260	2/1973	Sharp	211/13
4,296,876	10/1981	Lefebvre	211/13 X

Primary Examiner—Brian N. Vinson
Attorney, Agent, or Firm—Novak Druce Herrmann Druce

[57] **CLAIM**

The ornamental design for a jewelry organizer, as shown and described.

DESCRIPTION

FIG. 1 is a front view of a jewelry organizer showing my new design, the broken-line disclosure of jewelry being for illustrative purposes only and forming no part of the claimed design;

FIG. 2 is a right-side view thereof;

FIG. 3 is a back view thereof;

FIG. 4 is a left-side view thereof;

FIG. 5 is a top view thereof;

FIG. 6 is a bottom view thereof; and,

FIG. 7 is a front view of an alternate embodiment thereof, the only difference residing in the length of the article.

The jewelry shown in phantom lines in FIG. 1 is for illustration purposes only and does form part of the claimed design. The side, top, back and bottom views of the embodiments of FIGS. 7, 8 and 9 are not illustrated as they are readily apparent from the other figures submitted in the application.

1 Claim, 3 Drawing Sheets

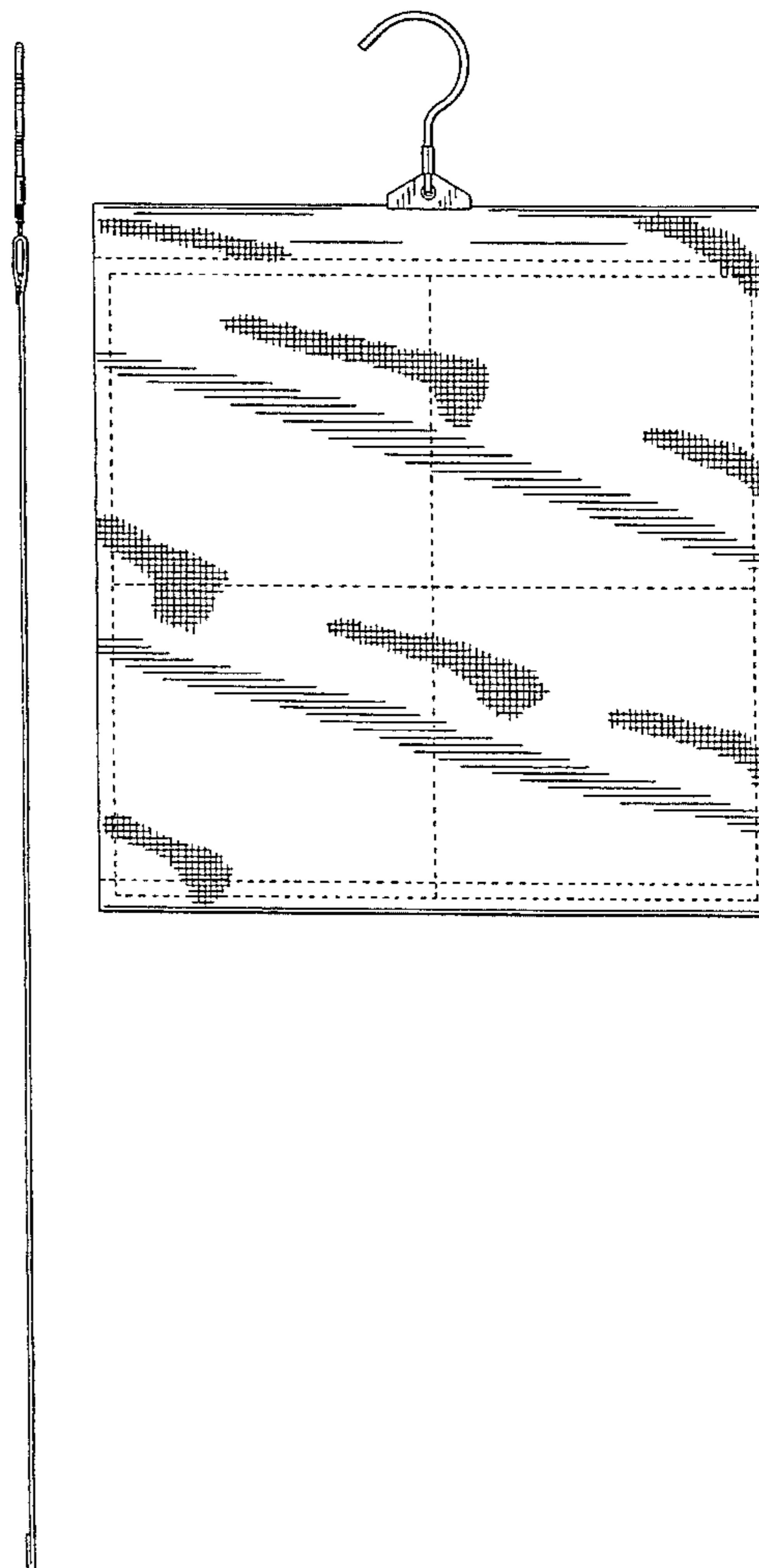
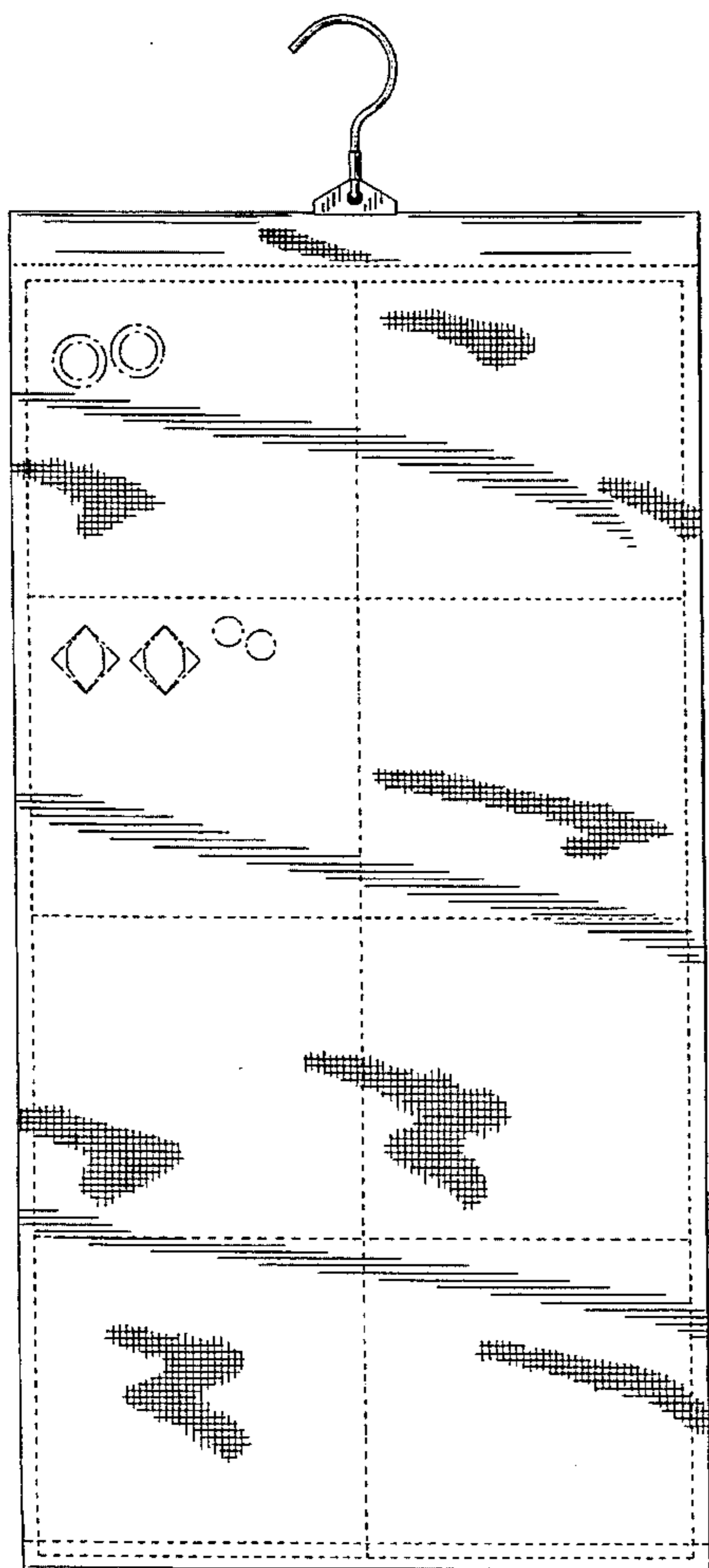


Fig. 1

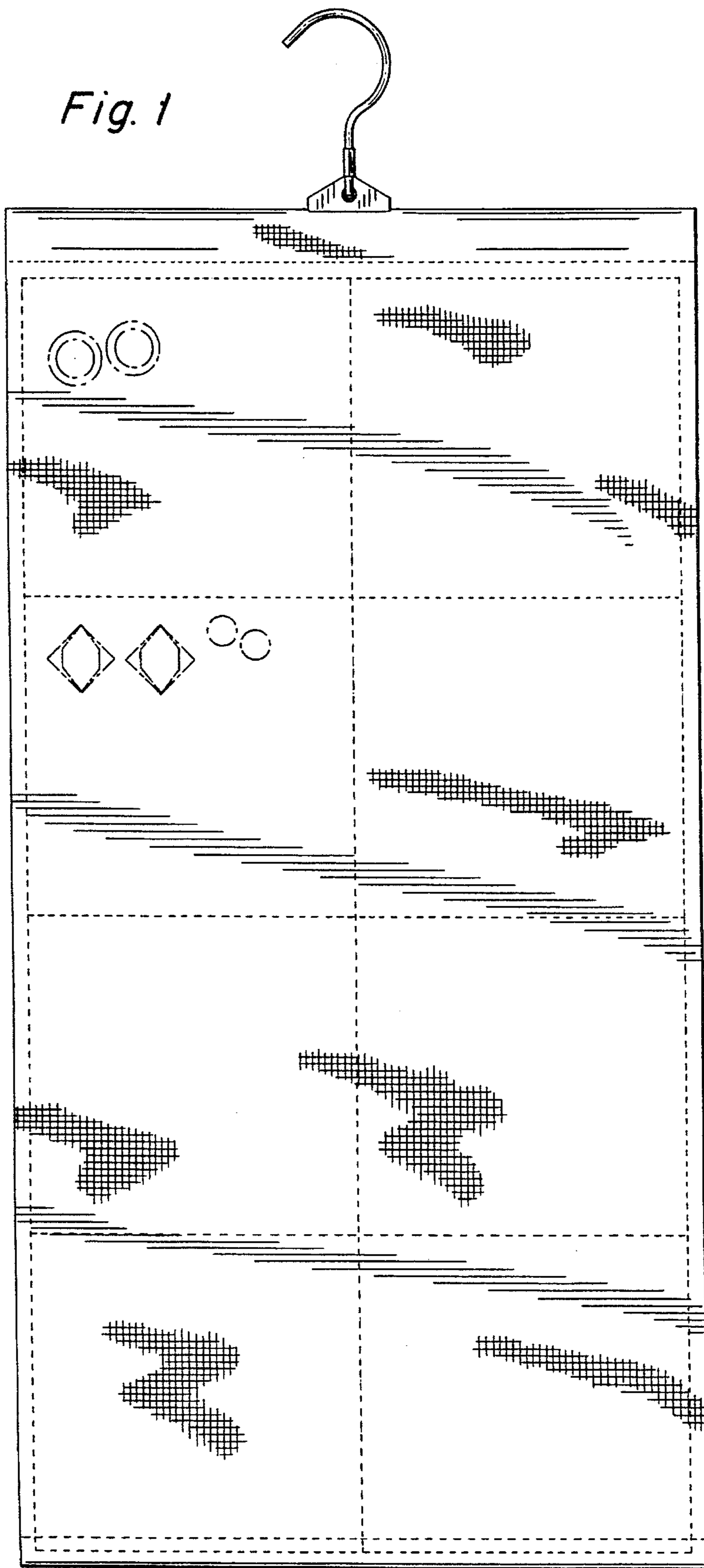


Fig. 2



Fig. 3

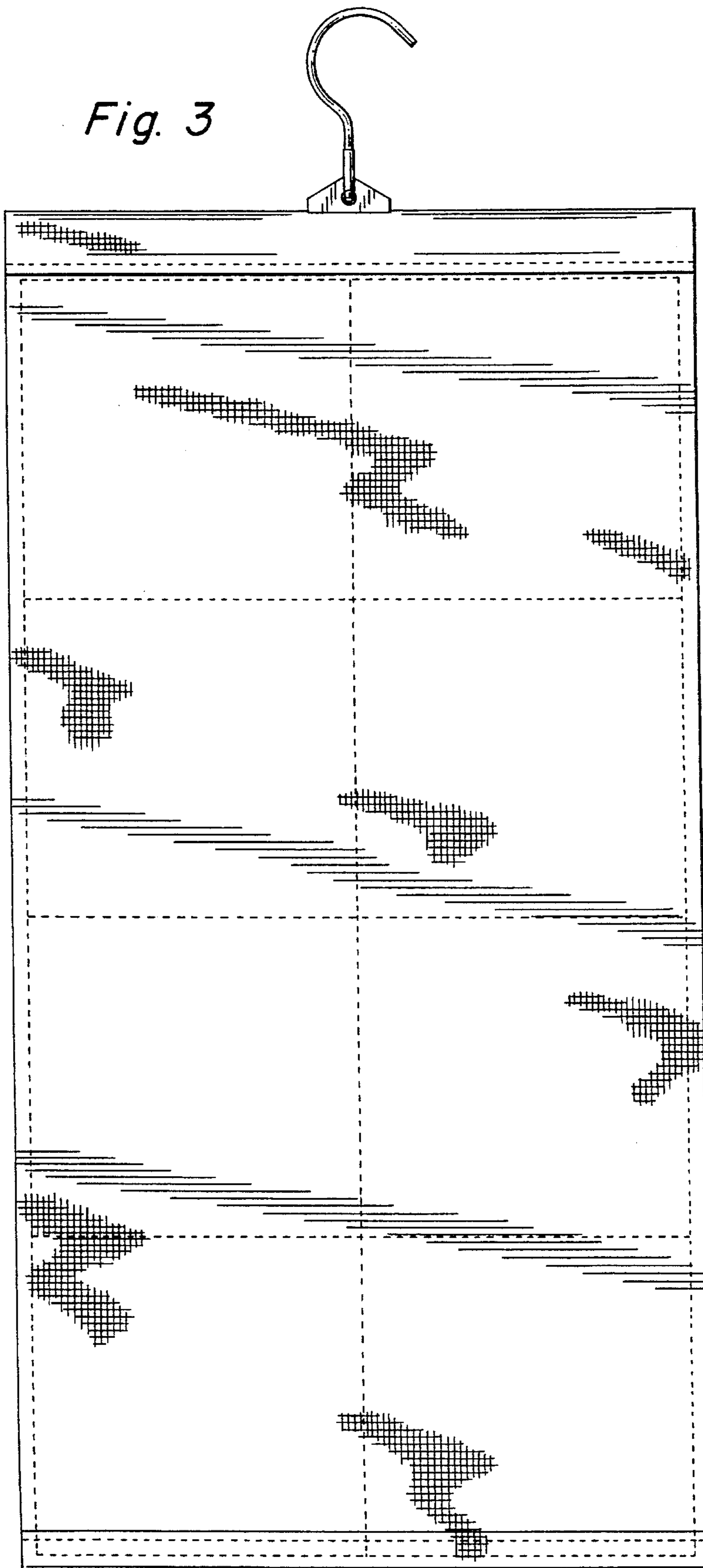


Fig. 4



Fig. 5



Fig. 6




Fig. 7

