



US00D369258S

United States Patent [19]

[11] Patent Number: **Des. 369,258**

Escalona

[45] Date of Patent: ****Apr. 30, 1996**

[54] TABLE LEG

| | | | |
|-----------|--------|-----------------|--------|
| D. 78,134 | 3/1929 | Villaret | D6/495 |
| D. 78,135 | 3/1929 | Villaret | D6/497 |
| D. 79,027 | 7/1929 | Hasenstab | D6/495 |
| D. 96,188 | 7/1935 | Kimerly | D6/493 |

[75] Inventor: **Manuel A. Escalona**, Barcelona, Spain

[73] Assignee: **Comercial Kettal, S.A.**, Barcelona, Spain

Primary Examiner—Janice E. Seeger
Attorney, Agent, or Firm—Kuhn and Muller

[**] Term: **14 Years**

[57] CLAIM

[21] Appl. No.: **32,942**

The ornamental design for a table leg, as shown and described.

[22] Filed: **Dec. 29, 1994**

DESCRIPTION

[30] Foreign Application Priority Data

Jul. 21, 1994 [ES] Spain 133129

[52] U.S. Cl. **D6/497**; D6/493

[58] Field of Search D6/480-489, 451-453,
D6/495-499, 493; 108/150, 153, 156, 161;
248/188.8

FIG. 1 is a front elevational view of the table leg of the present invention;

FIG. 2 is a top plan view thereof;

FIG. 3 is a right side elevational view thereof, the left side being a mirror image thereof;

FIG. 4 is a bottom plan view thereof; and,

FIG. 5 is a right side close-up sectional view thaken along lines 5-5 of FIG. 1.

[56] References Cited

U.S. PATENT DOCUMENTS

D. 74,386 2/1928 Newton D6/451

1 Claim, 2 Drawing Sheets

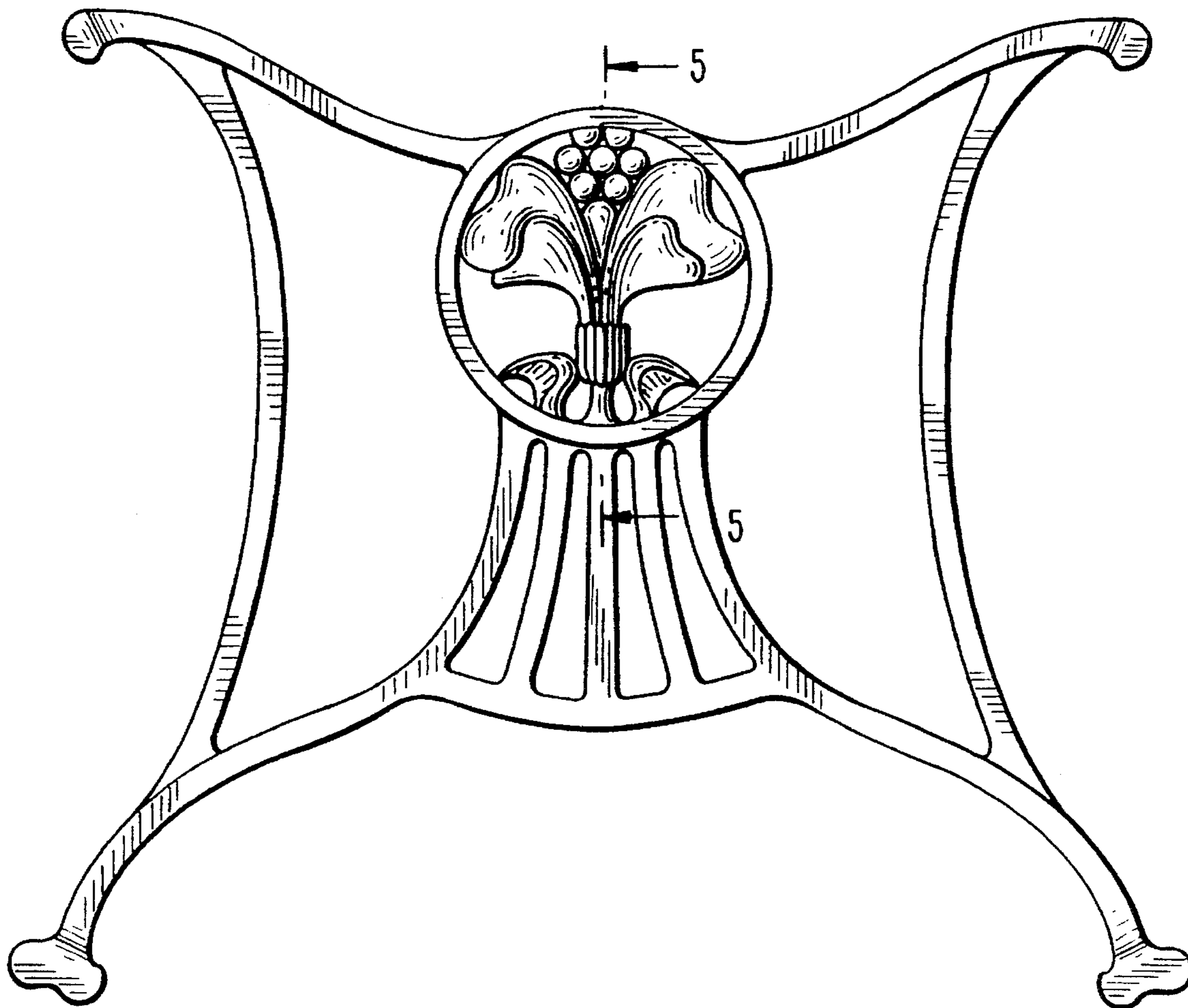


FIG. 1

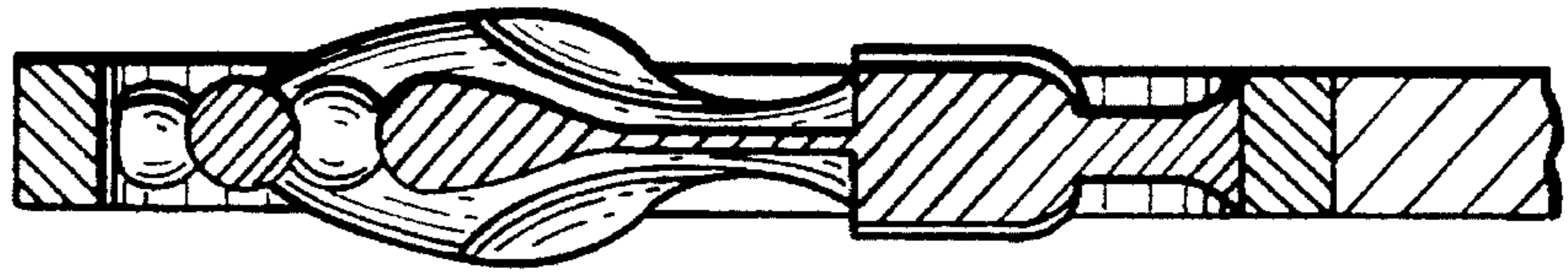
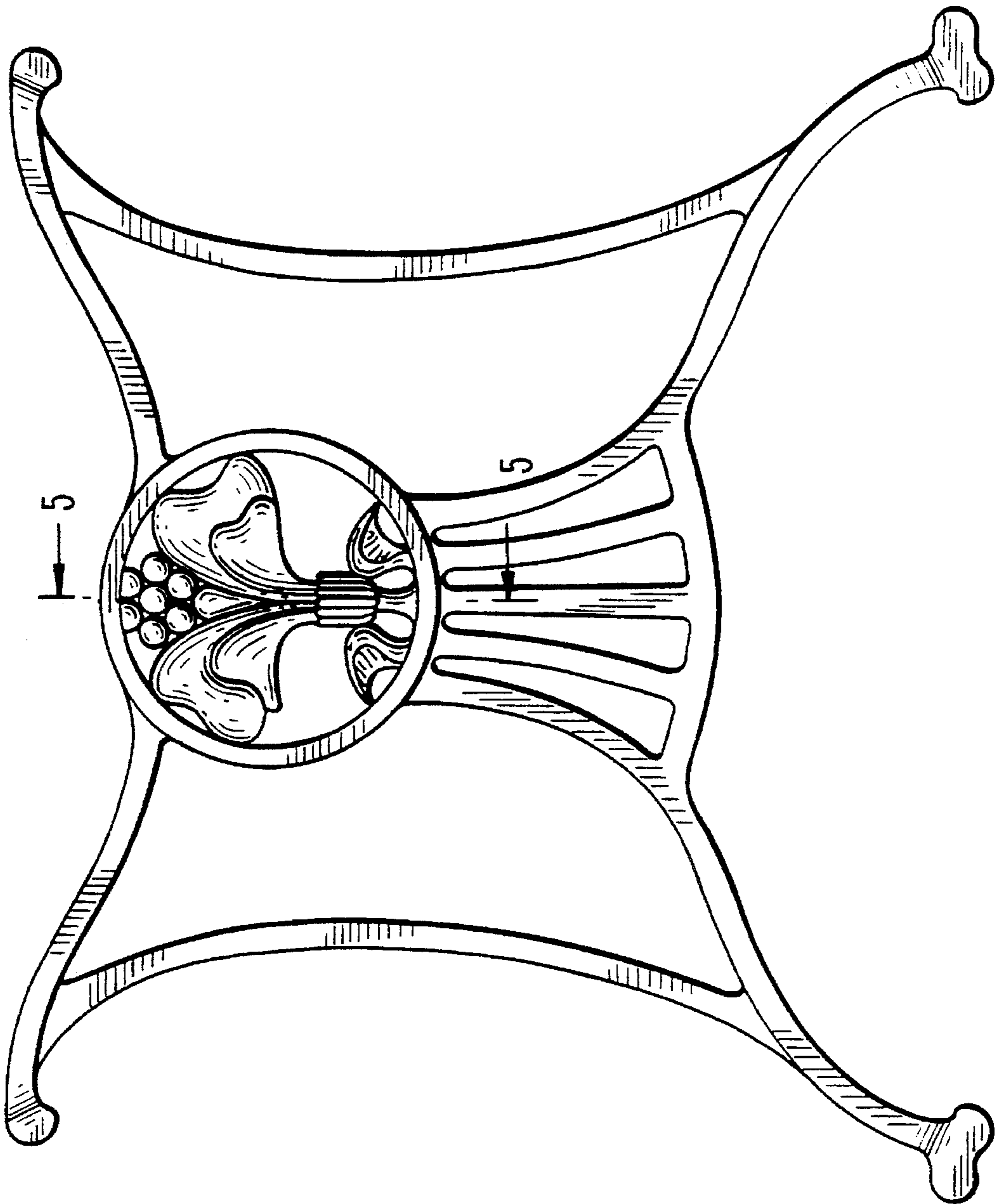


FIG. 5

FIG. 2



FIG. 4



FIG. 3

