



US00D369257S

# United States Patent [19]

Escalona

[11] Patent Number: **Des. 369,257**

[45] Date of Patent: **\*\*Apr. 30, 1996**

[54] **TABLE LEG**

[75] Inventor: **Manuel A. Escalona**, Barcelona, Spain

[73] Assignee: **Comercial Kettal, S.A.**, Barcelona, Spain

[\*\*] Term: **14 Years**

[21] Appl. No.: **32,941**

[22] Filed: **Dec. 29, 1994**

[30] **Foreign Application Priority Data**

Jul. 21, 1994 [ES] Spain ..... 133.128B

[52] U.S. Cl. .... **D6/497**; D6/493

[58] Field of Search ..... D6/480-489, 451-453,  
D6/495-499, 493; 108/150, 153, 156, 161;  
248/188.8

[56] **References Cited**

**U.S. PATENT DOCUMENTS**

D. 24,325 5/1895 Miller ..... D6/495

D. 65,556 9/1924 Burlin ..... D6/495  
D. 96,188 7/1935 Kimerly ..... D6/493  
D. 178,884 10/1956 Jone et al. .... D6/451

*Primary Examiner*—Janice E. Seeger  
*Attorney, Agent, or Firm*—Kuhn and Muller

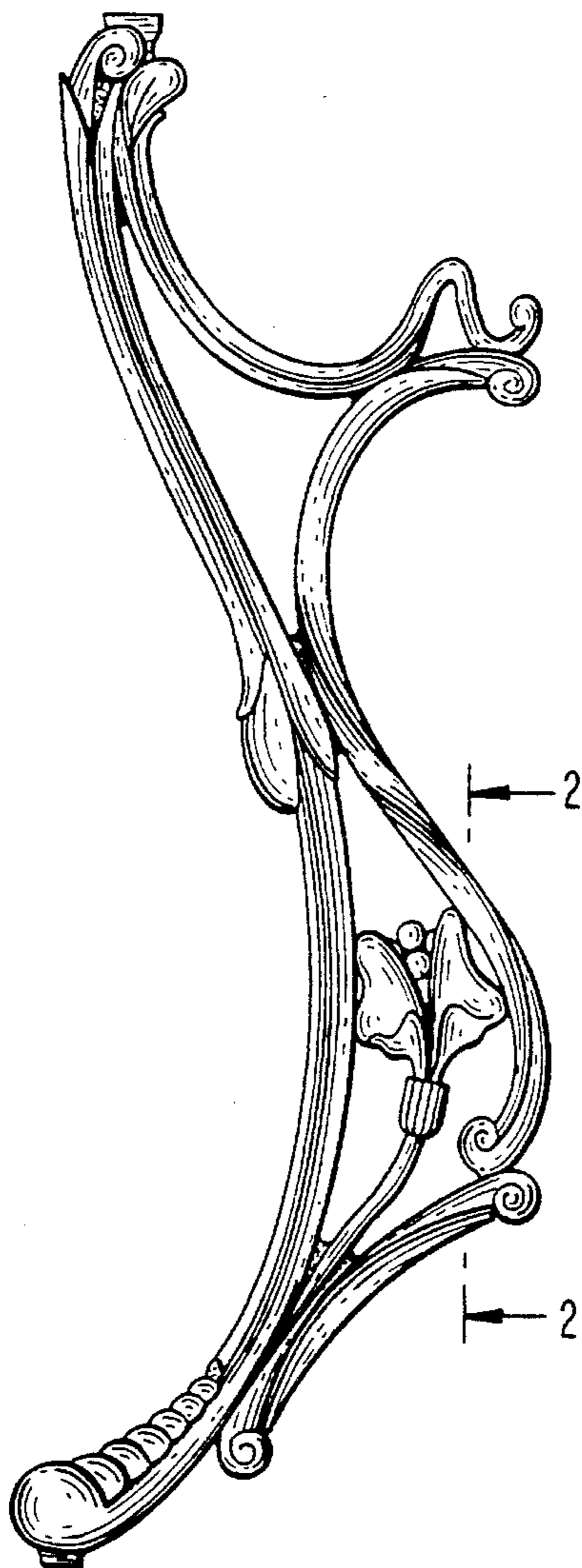
[57] **CLAIM**

The ornamental design for a table leg, as shown and described.


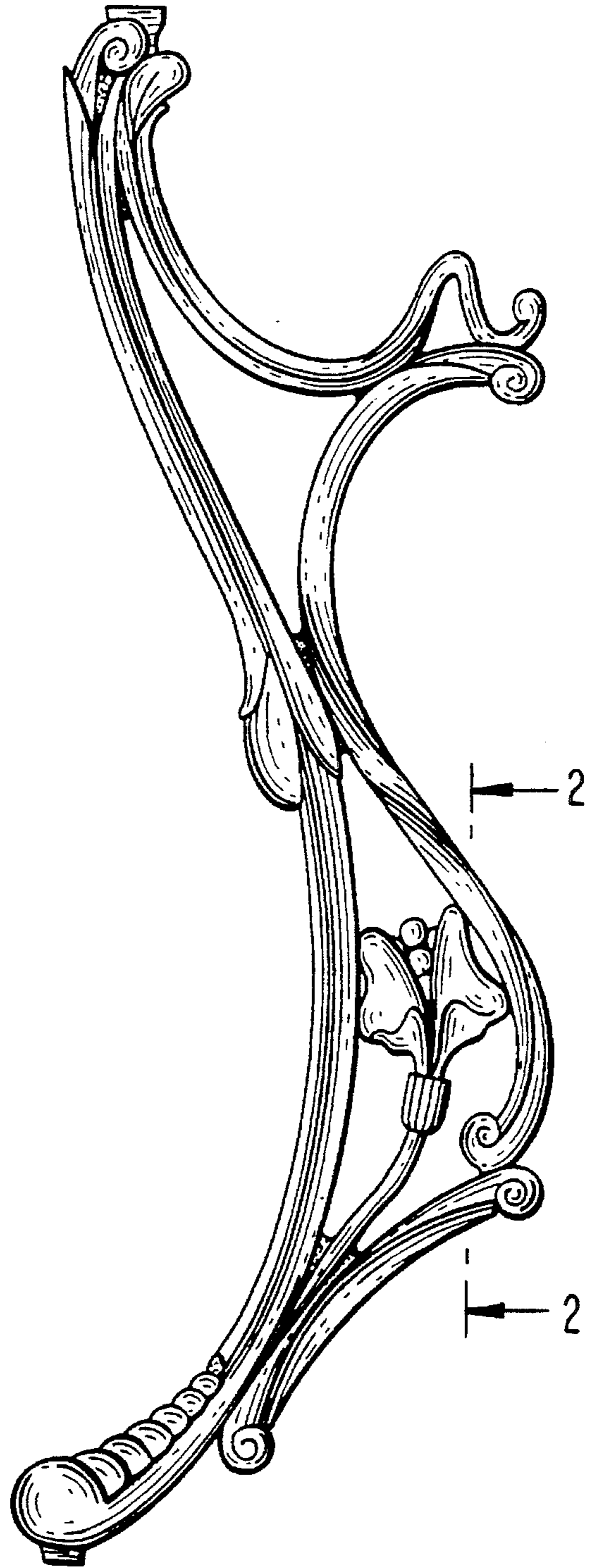
**DESCRIPTION**

FIG. 1 is a front elevational view of the table leg of the present invention;  
FIG. 2 is a left side elevational view thereof;  
FIG. 3 is a top plan view thereof;  
FIG. 4 is a right side elevational view thereof;  
FIG. 5 is a bottom view thereof; and,  
FIG. 6 is a close-up sectional right side view taken along line 2—2 of FIG. 1.

**1 Claim, 2 Drawing Sheets**



*FIG. 1*



*FIG. 2*

FIG. 3

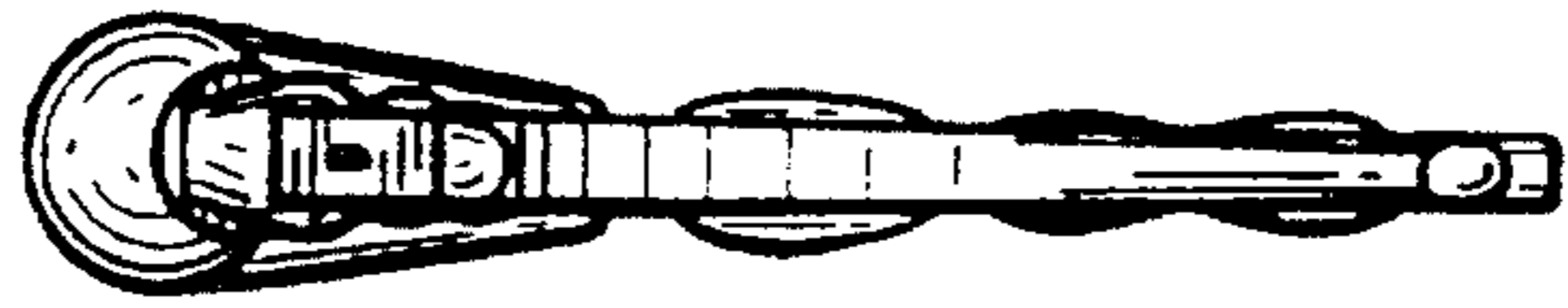


FIG. 4

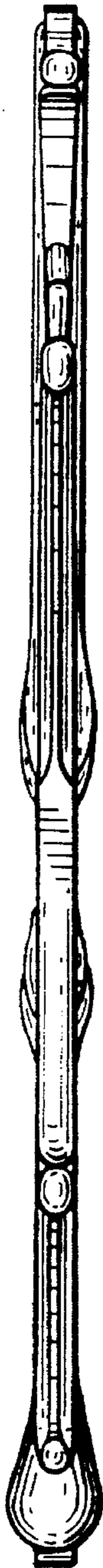


FIG. 5

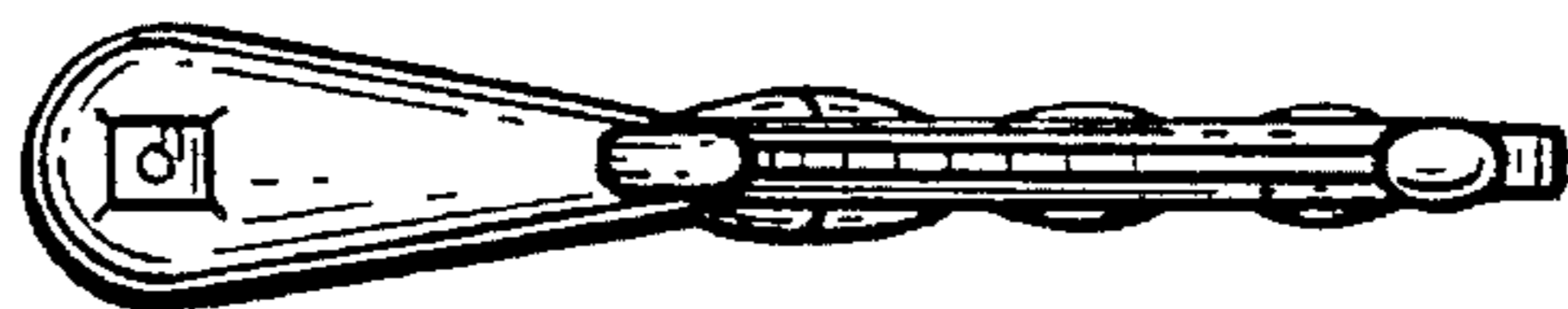


FIG. 6

