



US00D369256S

**United States Patent** [19]  
**Rinaldi**

[11] **Patent Number: Des. 369,256**

[45] **Date of Patent: \*\*Apr. 30, 1996**

[54] **TABLE BASE**

[76] Inventor: **Olivier H. Rinaldi**, Calle Cuello No. 9,  
La Campina, 1050 Caracas, Venezuela

[\*\*] Term: **14 Years**

[21] Appl. No.: **14,918**

[22] Filed: **Nov. 3, 1993**

**Related U.S. Application Data**

[62] Division of Ser. No. 662,893, Mar. 1, 1991, abandoned.

[52] **U.S. Cl.** ..... **D6/497**; D6/495

[58] **Field of Search** ..... D6/480-489, 495-499,  
D6/450, 451; 108/153, 156, 157, 161; 248/188,  
188.1

[56] **References Cited**

**U.S. PATENT DOCUMENTS**

D. 24,325 5/1895 Miller ..... D6/495  
D. 298,706 11/1988 Alahin et al. .... D6/487 X  
2,815,998 12/1957 Jones et al. .... D6/488 X

**OTHER PUBLICATIONS**

Veneman-Tropitene—Sep. 1, 1991, Table.  
Molla #11, p. 7, Table at bottom.

*Primary Examiner*—Janice E. Seeger  
*Attorney, Agent, or Firm*—Bucknam and Archer

[57] **CLAIM**

The ornamental design for a table base, as shown and described.

**DESCRIPTION**

FIG. 1 is a perspective view of a table base, showing my new design;

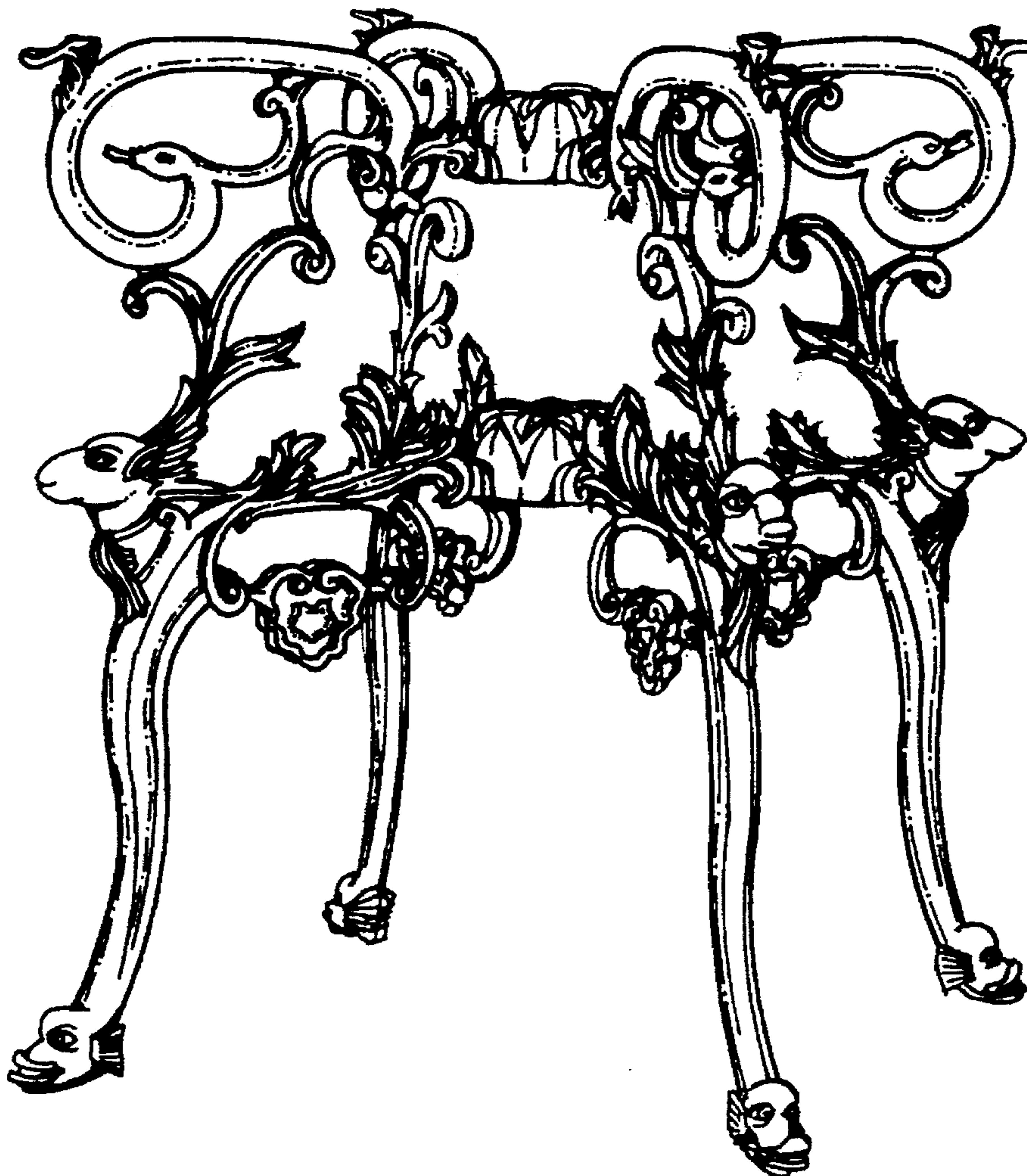
FIG. 2 is a front elevational view of the table base of FIG. 1;

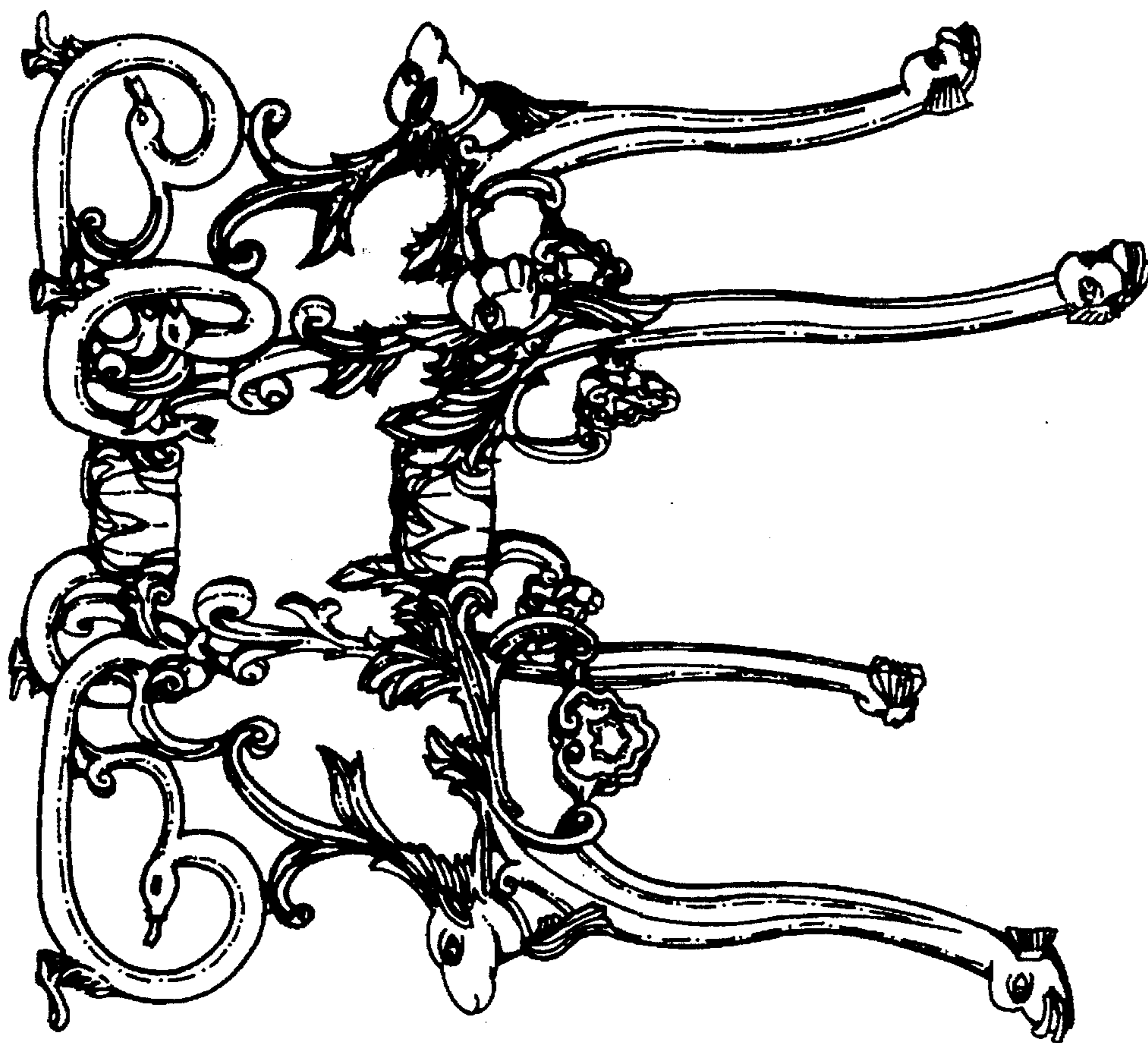
FIG. 3 is another front elevational view of the table base of FIG. 1, taken at a 45 degree angle with respect to FIG. 2;

FIG. 4 is a top view of the table base of FIG. 1;


FIG. 5 is a bottom view of the table base of FIG. 1.

**1 Claim, 5 Drawing Sheets**





**FIG. 1**



**FIG. 2**




FIG. 3

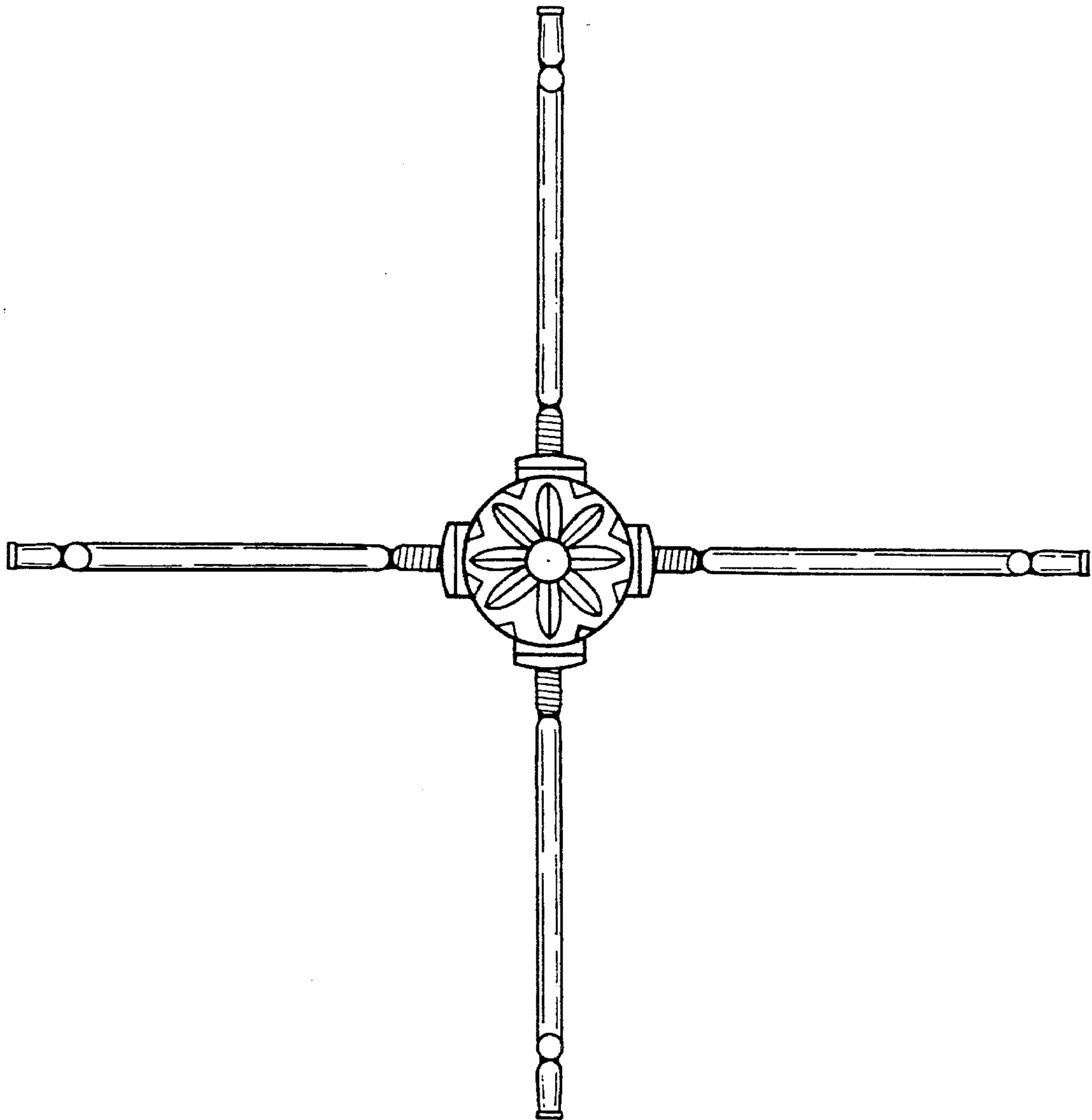


FIG.4

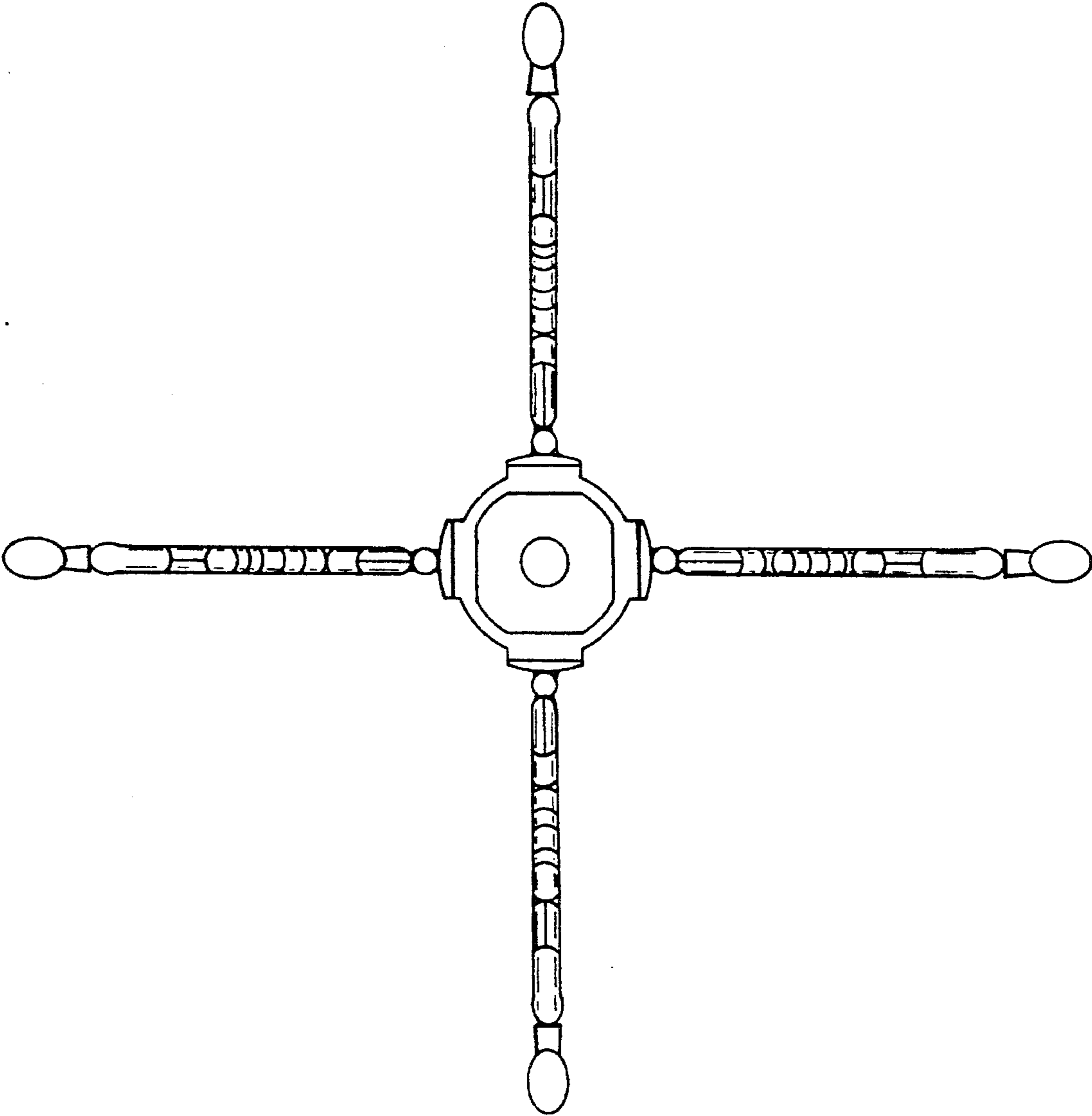


FIG.5