



US00D369252S

United States Patent [19]

Solomon-Wise

[11] Patent Number: **Des. 369,252**

[45] Date of Patent: ****Apr. 30, 1996**

[54] **ACCESSORY STAND**

[76] Inventor: **Rosalind R. Solomon-Wise, 587**
Fairmont, Pocatello, Id. 83201

[**] Term: **14 Years**

[21] Appl. No.: **34,121**

[22] Filed: **Jan. 27, 1995**

[52] U.S. Cl. **D6/457; D6/415**

[58] Field of Search **D6/457-461, 455,**
D6/450, 453, 411-415, 403-405; 211/181,
183, 34, 206, 13, 205, 204; D32/55, 58,
59; 223/120, 88

D. 259,077	5/1981	Lane	D6/412
D. 290,196	6/1987	Miller	D6/415
288,287	11/1883	Whipple	211/181 X
486,654	11/1892	Wilson	211/181 X
3,841,948	10/1974	Stenwall	.	
5,054,622	10/1991	Lee	.	
5,115,921	5/1992	Lavelle	.	
5,127,528	7/1992	Cone	211/34

Primary Examiner—Jeffrey Asch
Attorney, Agent, or Firm—Dennis H. Lambert

[57] **CLAIM**

The ornamental design for an accessory stand, as shown and described.

DESCRIPTION

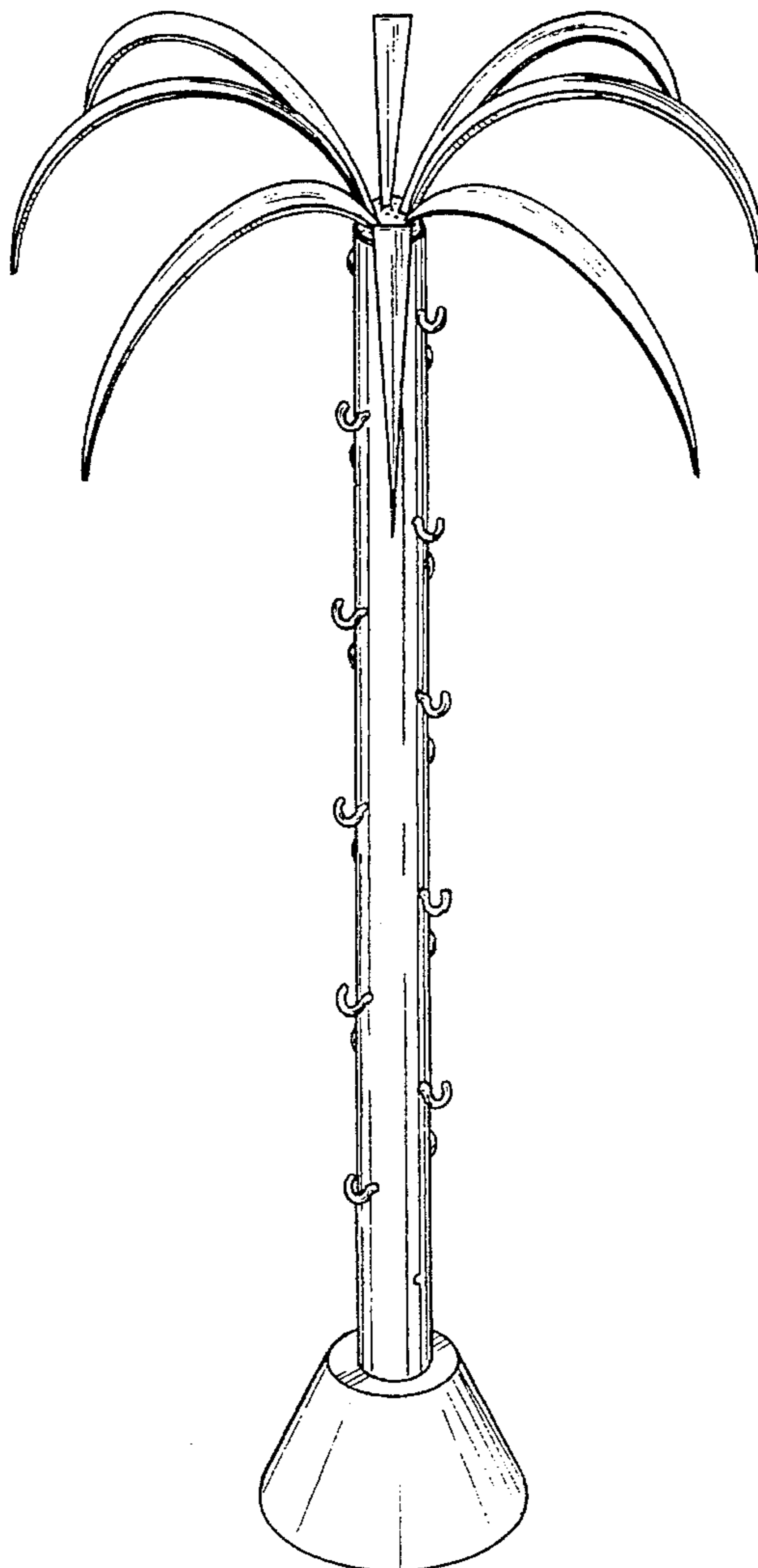
FIG. 1 is a front, top, and right side perspective view showing my new design;
FIG. 2 is a rear elevational view thereof;
FIG. 3 is a left side elevational view thereof;
FIG. 4 is a top plan view thereof; and,
FIG. 5 is a bottom plan view thereof.

1 Claim, 4 Drawing Sheets

[56] **References Cited**

U.S. PATENT DOCUMENTS

D. 30,771	5/1899	Morrow	D6/458
D. 93,054	8/1934	Snyder	D6/412
D. 95,797	6/1935	Berger	D6/458 X
D. 193,438	8/1962	Holt	D6/405
D. 193,645	9/1962	Doerr	D6/450
D. 243,214	2/1977	Werger	D6/412



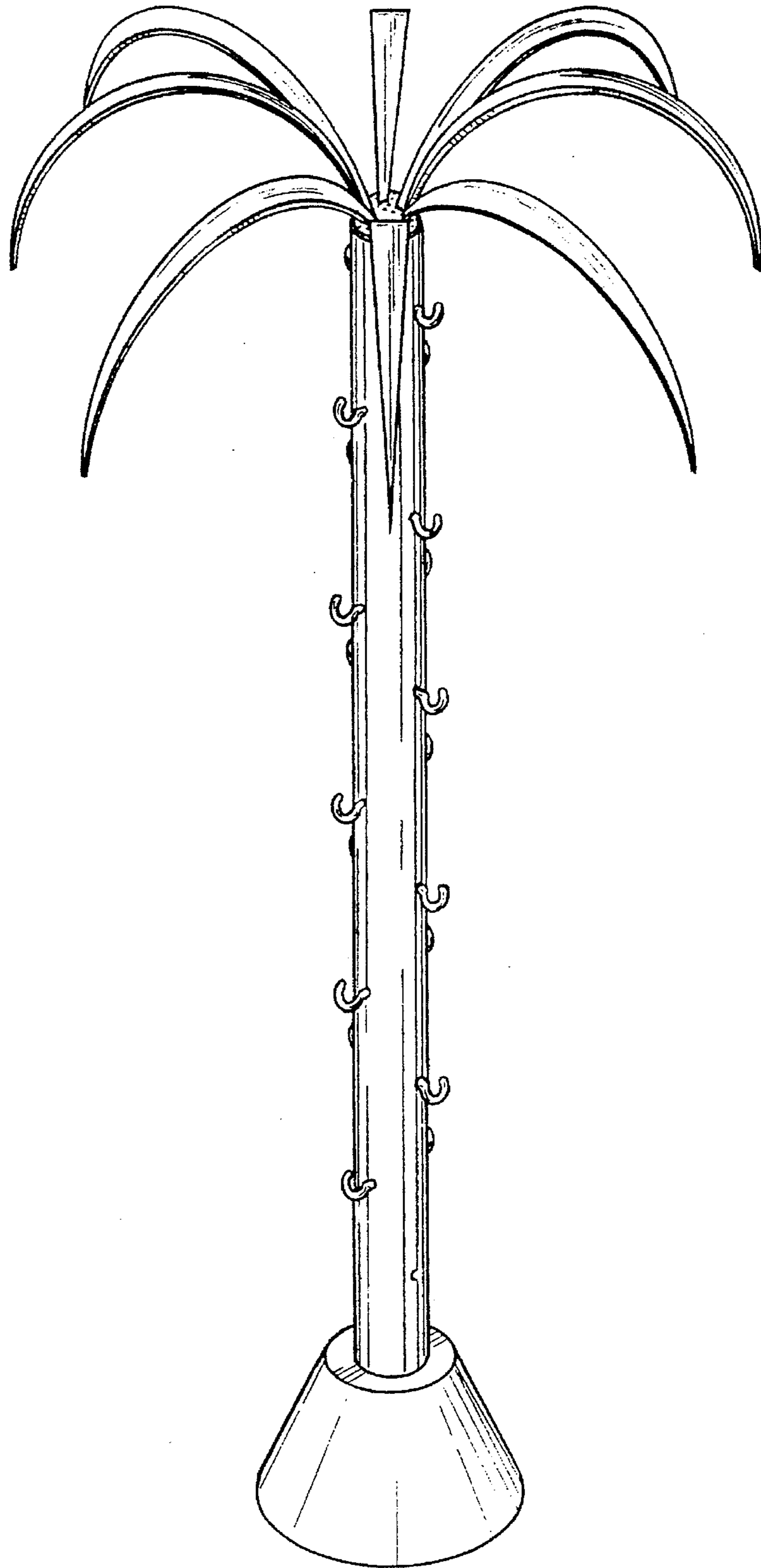


FIG 1

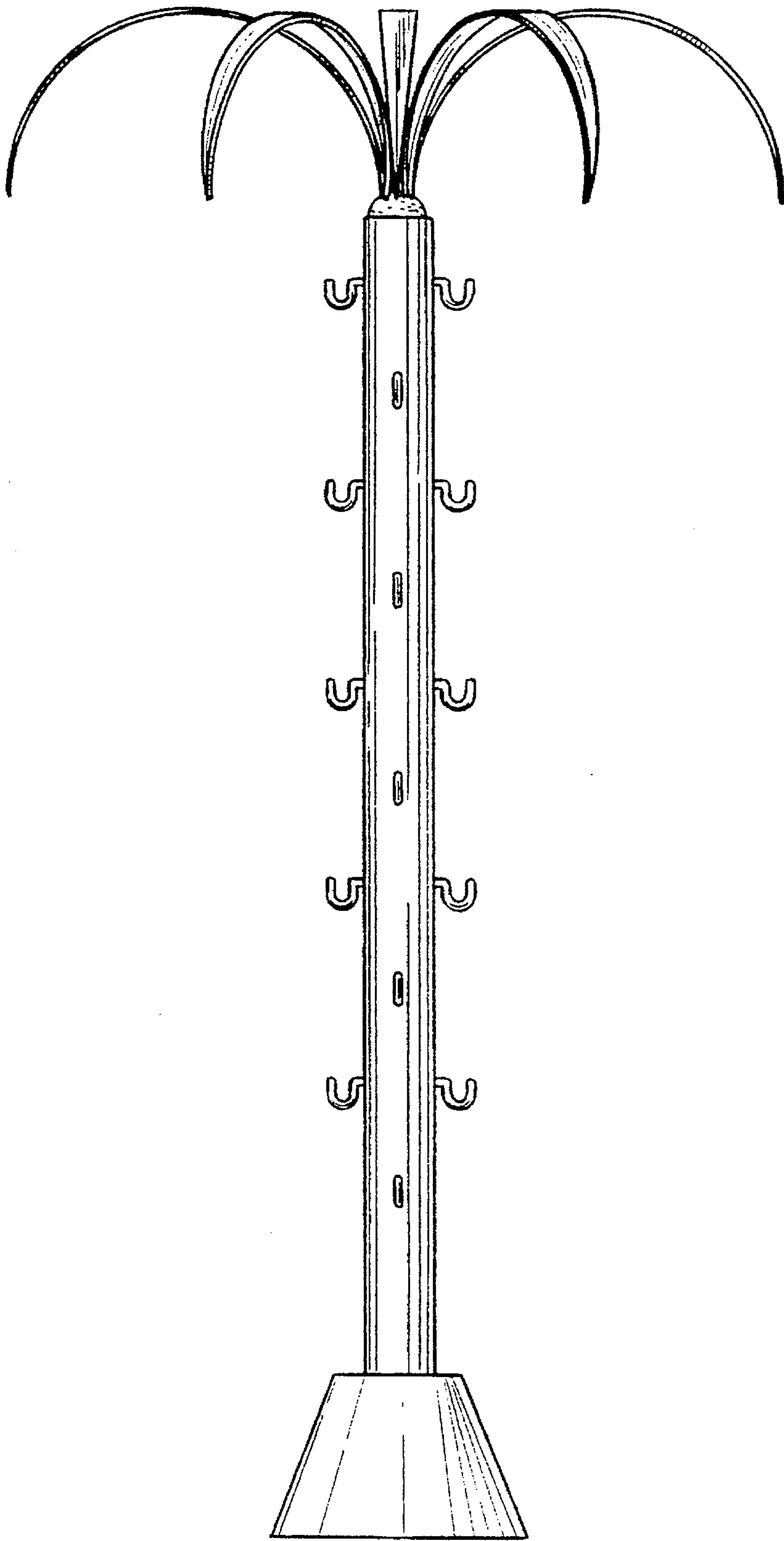


FIG. 2

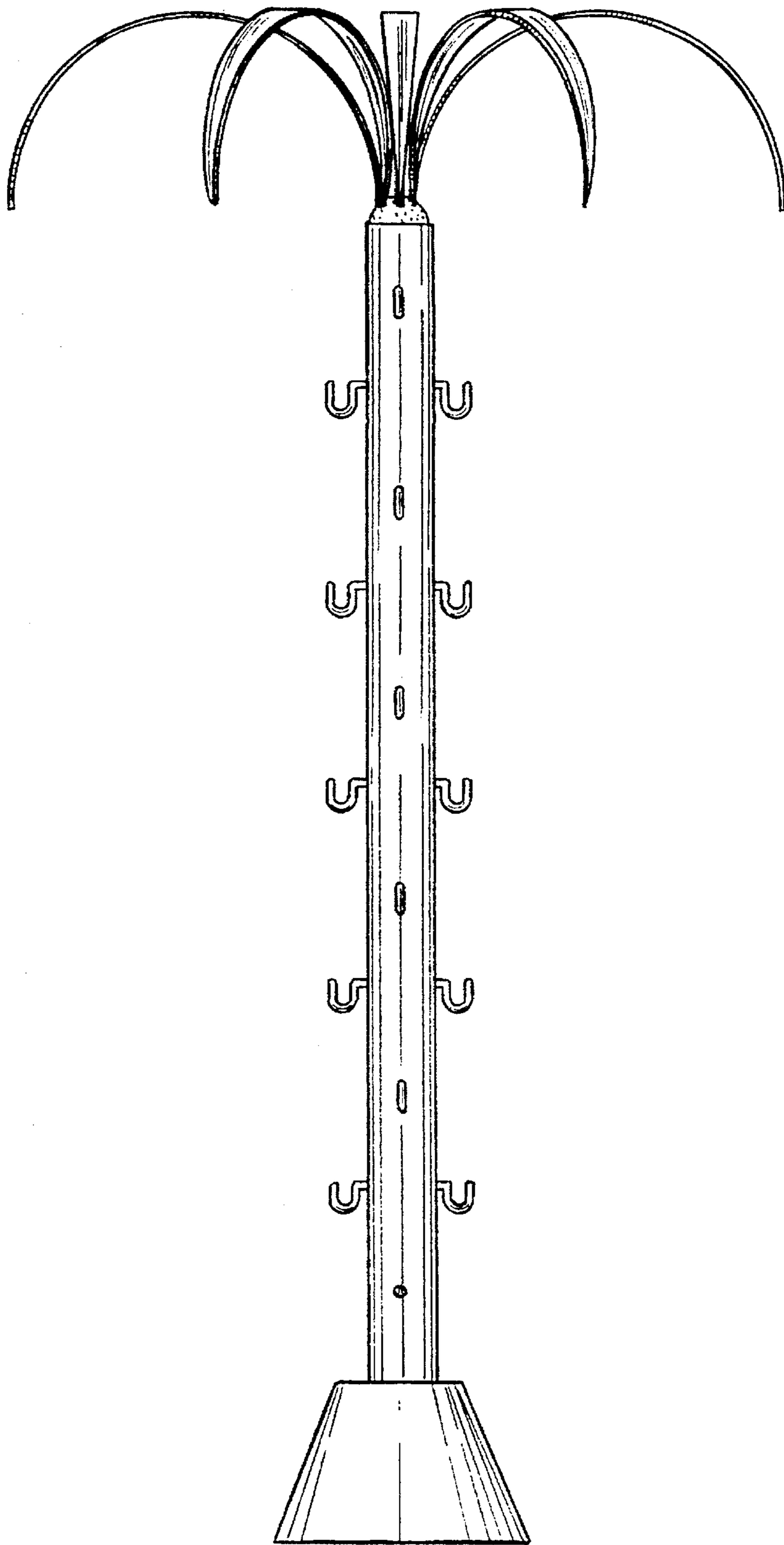


FIG. 3




FIG. 4




FIG. 5