



US00D369250S

**United States Patent** [19]

[11] **Patent Number: Des. 369,250**

**Palmer et al.**

[45] **Date of Patent: \*\*Apr. 30, 1996**

[54] **MUSIC CENTER** 2,200,934 5/1940 Platt et al. .... 312/198 X

[75] Inventors: **Brian J. Palmer**, Auchterarder;  
**Alexander Craddock**, Hillington, both  
of Scotland

**OTHER PUBLICATIONS**

"Interiors", Nov. 1972, p. 26, right-most item; Flexible  
Table.

[73] Assignee: **Akura Electronics Limited**, Happy  
Valley, Hong Kong

*Primary Examiner*—Alan P. Douglas  
*Assistant Examiner*—Cathron B. Matta  
*Attorney, Agent, or Firm*—Ratner & Prestia

[\*\*] Term: **14 Years**

[57] **CLAIM**

[21] Appl. No.: **18,461**

The ornamental design for music center, as shown and  
described.

[22] Filed: **Feb. 7, 1994**

[30] **Foreign Application Priority Data**

**DESCRIPTION**

Aug. 5, 1993 [GB] United Kingdom ..... 2032928  
Aug. 5, 1993 [GB] United Kingdom ..... 2032929

FIG. 1 is a perspective view showing the front and top of the  
music center in accordance with the present invention, with  
the doors open;

[52] **U.S. Cl.** ..... **D6/434**

[58] **Field of Search** ..... D6/396, 397, 407,  
D6/429, 432-448, 455, 632, 634, 635;  
312/8.2, 8.15, 8.16, 9.1, 9.2, 195, 198,  
204; D14/212, 215, 216, 162, 168

FIG. 2 is a front elevational view, with the doors open;  
FIG. 3 is a rear elevational view, with the doors open;  
FIG. 4 is a front elevational view, with the doors closed;  
FIG. 5 is a perspective view showing the rear and top, with  
the doors open;


[56] **References Cited**

**U.S. PATENT DOCUMENTS**

D. 129,400 9/1941 Norris ..... D6/441  
D. 150,192 7/1948 Baker ..... D6/436  
D. 265,902 8/1982 Eberbach ..... D14/212  
D. 284,242 6/1986 Sackett et al. .... D6/430  
D. 329,151 9/1992 Baer ..... D6/433  
D. 347,224 5/1994 Faas ..... D14/212 X  
641,917 1/1900 Young et al. .... 312/204 X  
692,411 2/1902 Appleby ..... 312/9.1  
846,848 3/1907 Herzog ..... 312/9.1  
1,749,686 3/1930 Agazi ..... 312/195 X

FIG. 6 is a top plan view, with the doors closed;  
FIG. 7 is a rear elevational view, with the doors closed;  
FIG. 8 is a top plan view, with the doors open;  
FIG. 9 is a front elevational view, with the doors open, of a  
second embodiment showing a hi-fi stereo unit fitted in the  
music center;  
FIG. 10 is a perspective view thereof showing the front and  
top;  
FIG. 11 is a bottom plan view, with the doors closed; and,  
FIG. 12 is a bottom plan view, with the doors open.

**1 Claim, 11 Drawing Sheets**






FIG. 1




FIG. 2

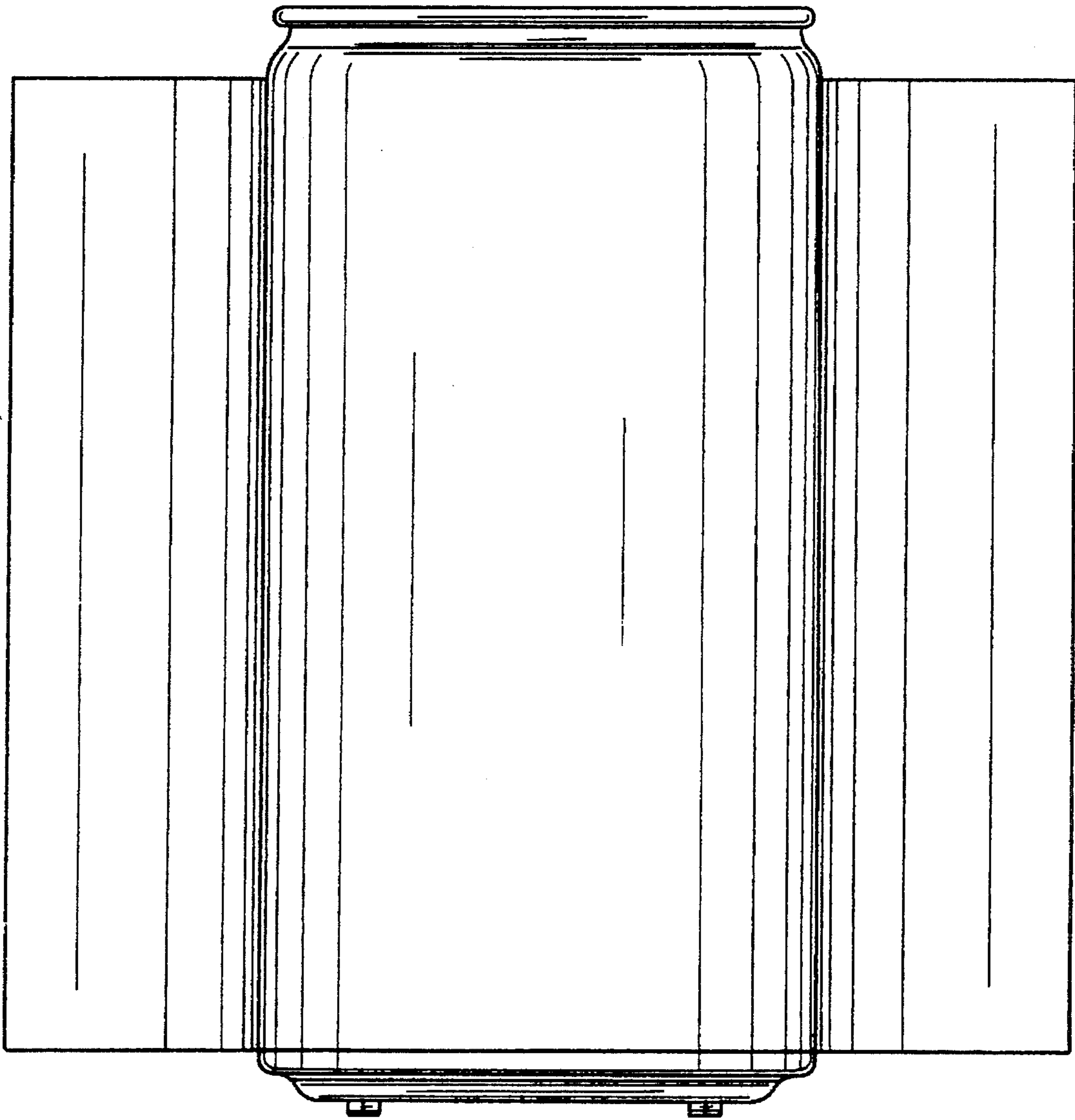


FIG. 3




FIG. 4

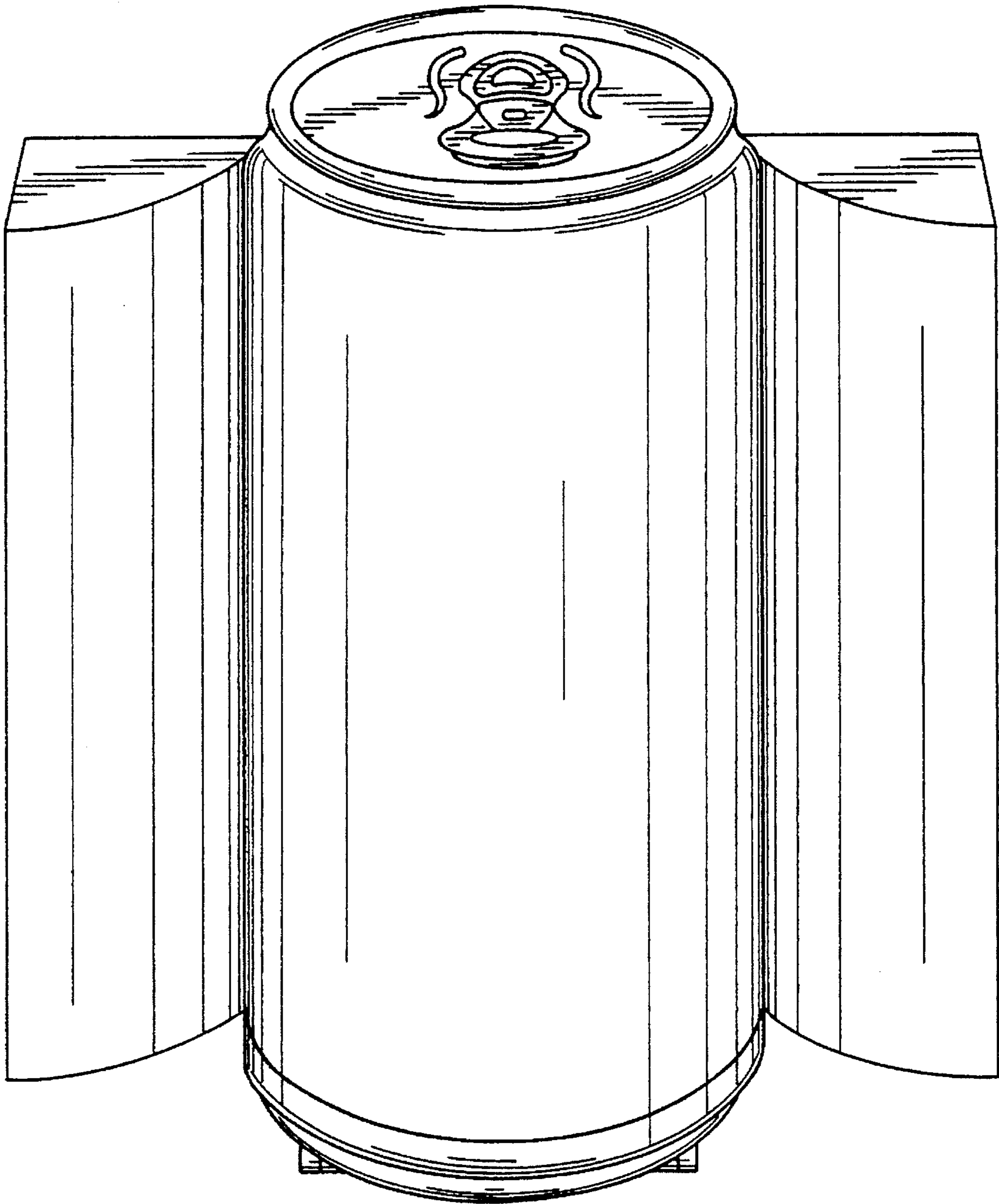


FIG. 5

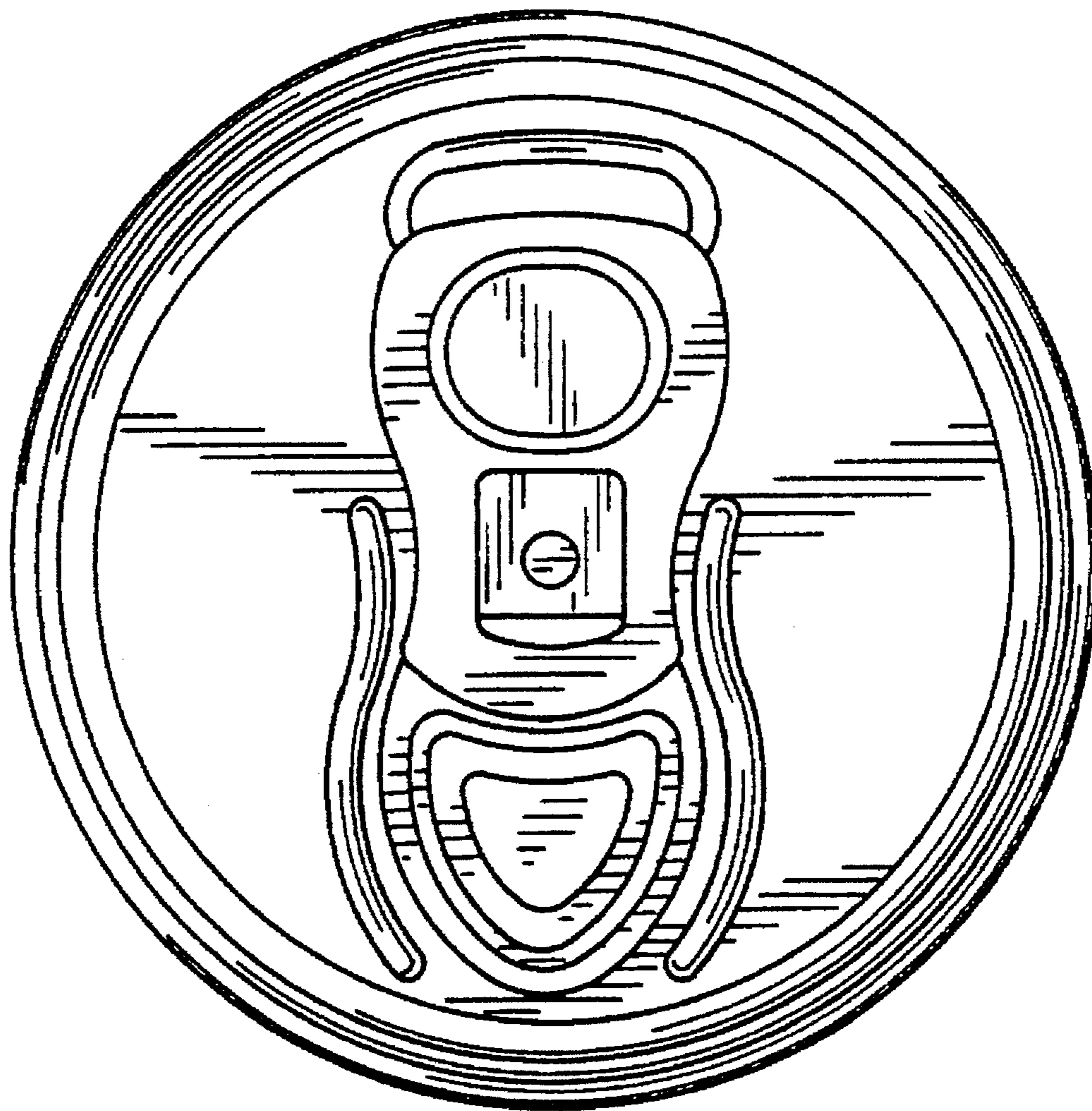


FIG. 6




FIG. 7



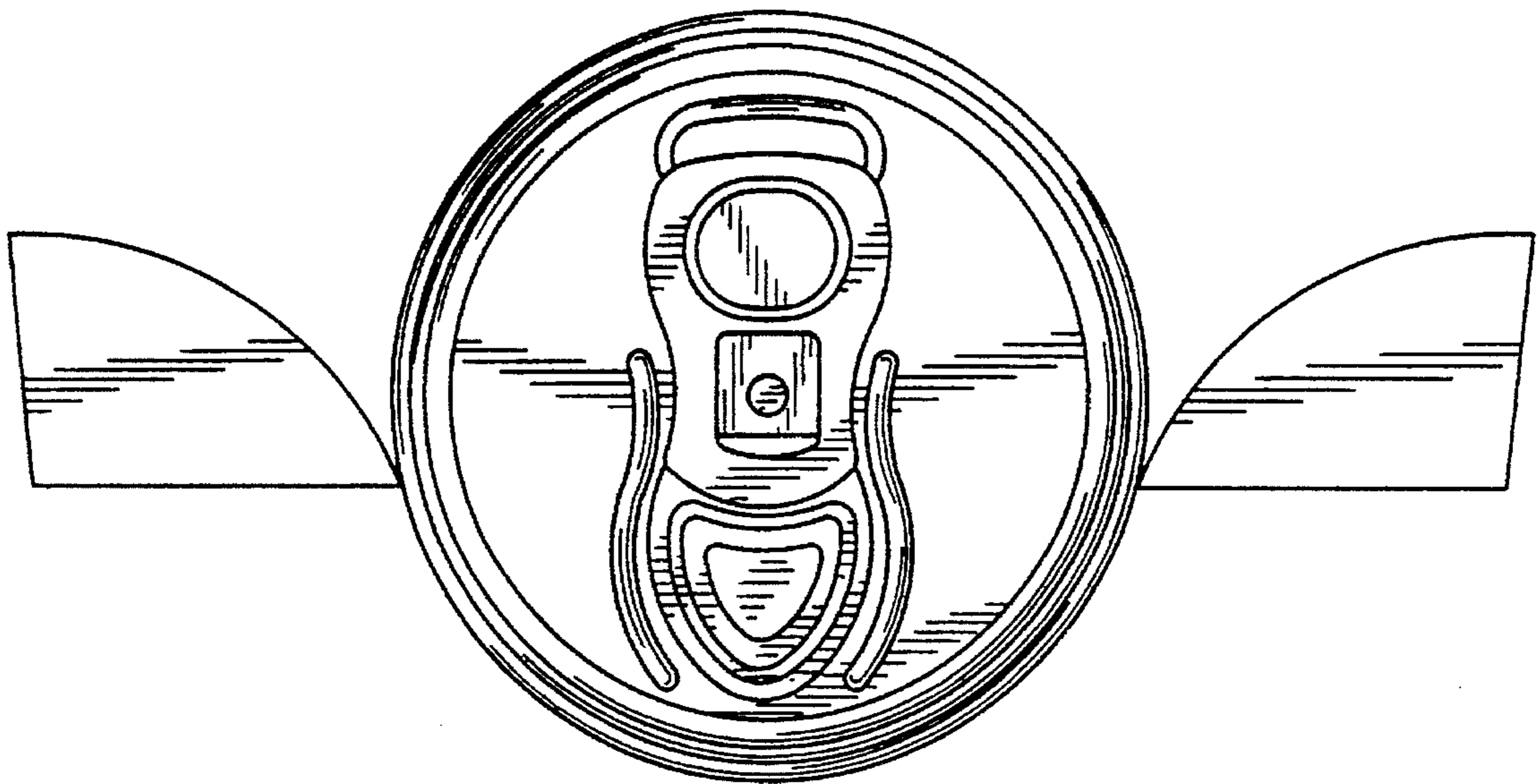


FIG. 8




FIG. 9




FIG. 10

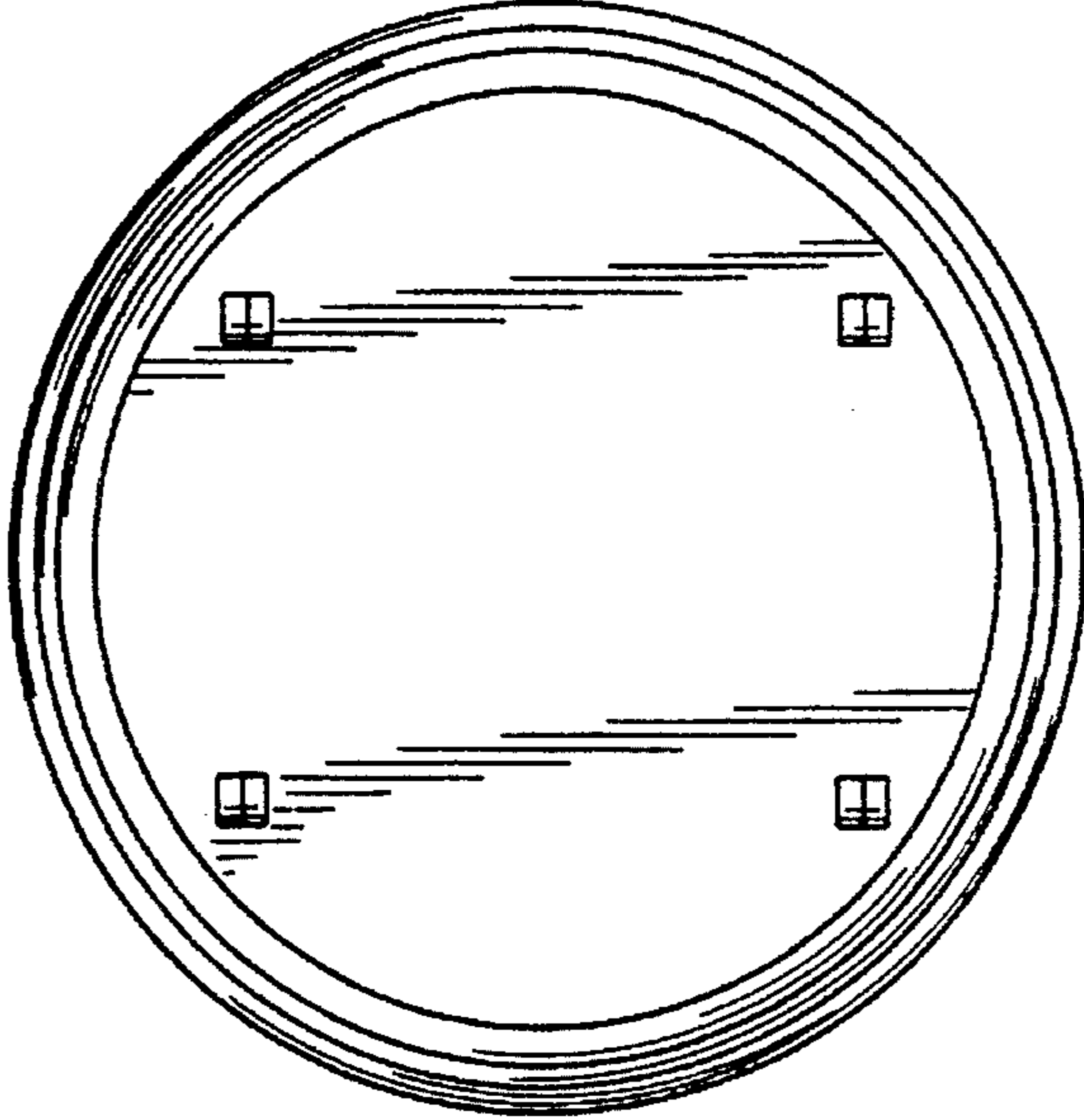


FIG. 11

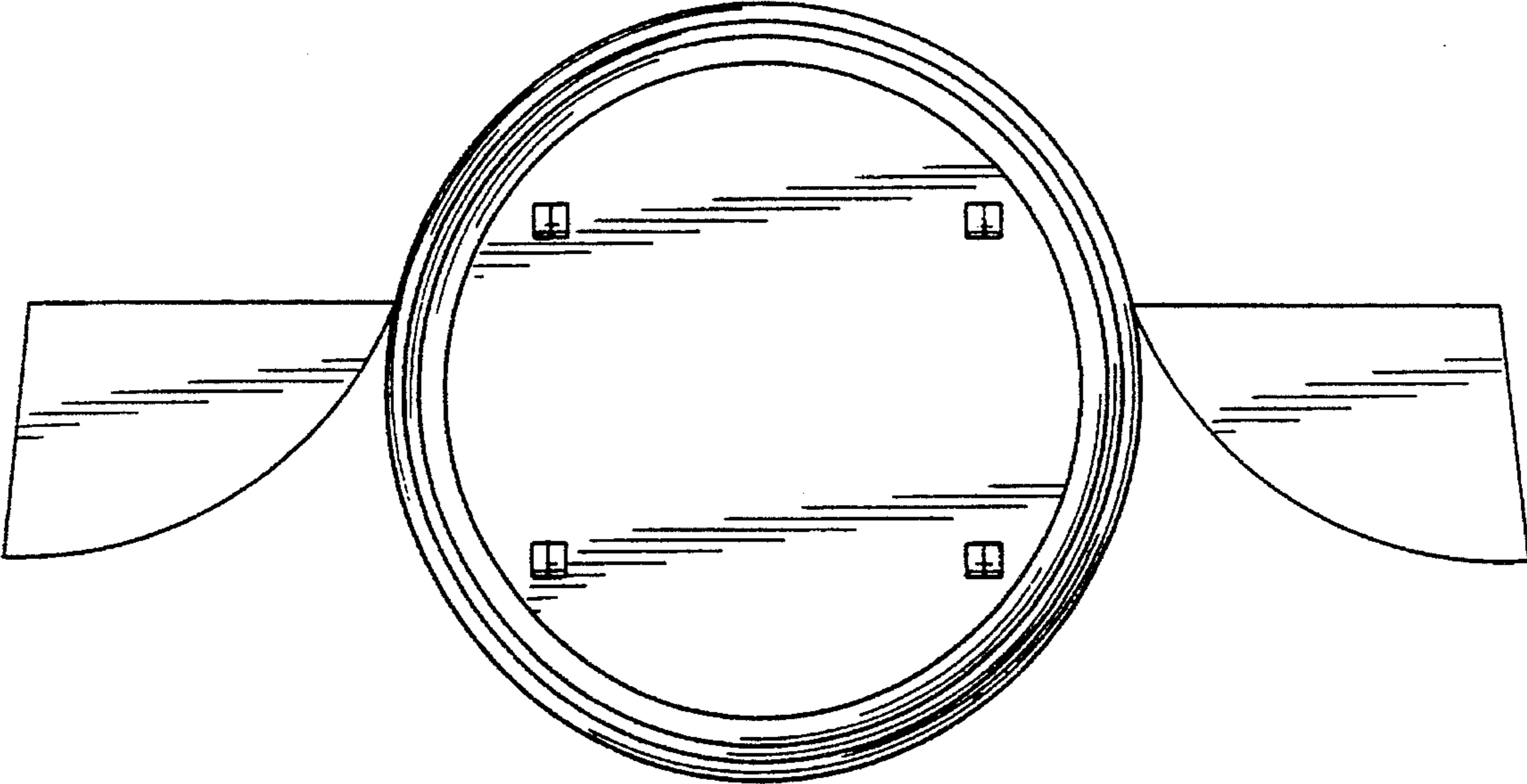


FIG. 12