



US00D369249S

United States Patent [19]

Loew

[11] Patent Number: **Des. 369,249**

[45] Date of Patent: ****Apr. 30, 1996**

[54] **DISPENSER**

1,840,439	1/1932	Ewell	211/59.2	X
2,799,399	7/1957	Cannon	312/42	X
4,491,242	1/1985	Trinidad	211/50	X
5,361,937	11/1994	Wiese	211/59.2	X

[75] Inventor: **Jonathon Loew**, East Meadow, N.Y.

[73] Assignee: **Design Display Group, Inc.**, Carlstadt, N.J.

[**] Term: **14 Years**

Primary Examiner—Jeffrey Asch
Attorney, Agent, or Firm—Steinberg, Raskin & Davidson

[21] Appl. No.: **29,159**

[22] Filed: **Sep. 29, 1994**

[52] U.S. Cl. **D6/408; D6/515**

[58] **Field of Search** D6/408, 515, 517,
D6/475, 466, 518; 211/13, 50, 59.2, 49.1;
312/42, 45; 221/191, 45

[57] CLAIM

The ornamental design for a dispenser, as shown and described.

DESCRIPTION

FIG. 1 is a perspective view of a dispenser showing my new design the broken line showings, which represent items to be dispensed, are for illustrative purposes only and form no part of the claimed design;

FIG. 2 is a front view thereof;

FIG. 3 is a right side view thereof;

FIG. 4 is a top view thereof;

FIG. 5 is a rear view thereof; and,

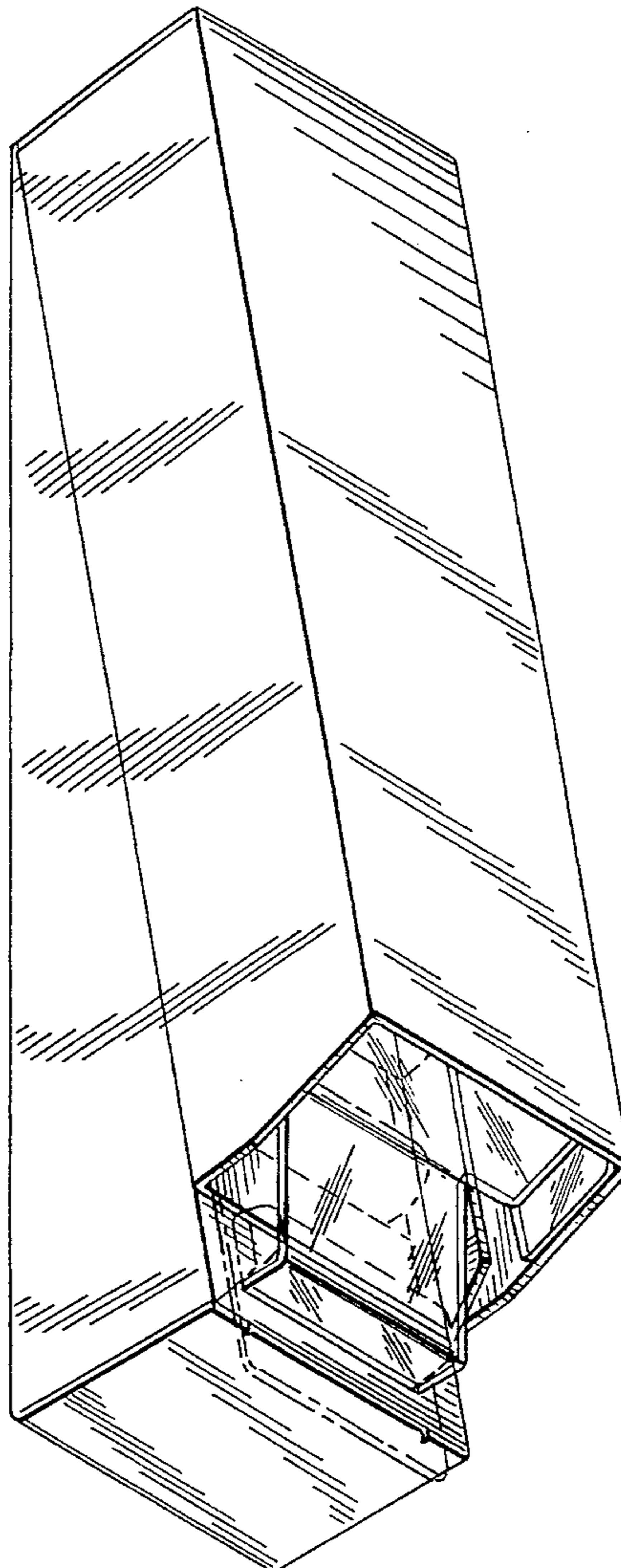
FIG. 6 is a bottom view thereof.

[56] References Cited

U.S. PATENT DOCUMENTS

D. 224,692	8/1972	Gray	D6/517
D. 255,852	7/1980	Fogarty	D6/515
D. 345,481	3/1994	Fracalosi	D6/515
D. 347,344	5/1994	Schumaker	D6/515
1,276,630	8/1918	Earl	312/42

1 Claim, 3 Drawing Sheets



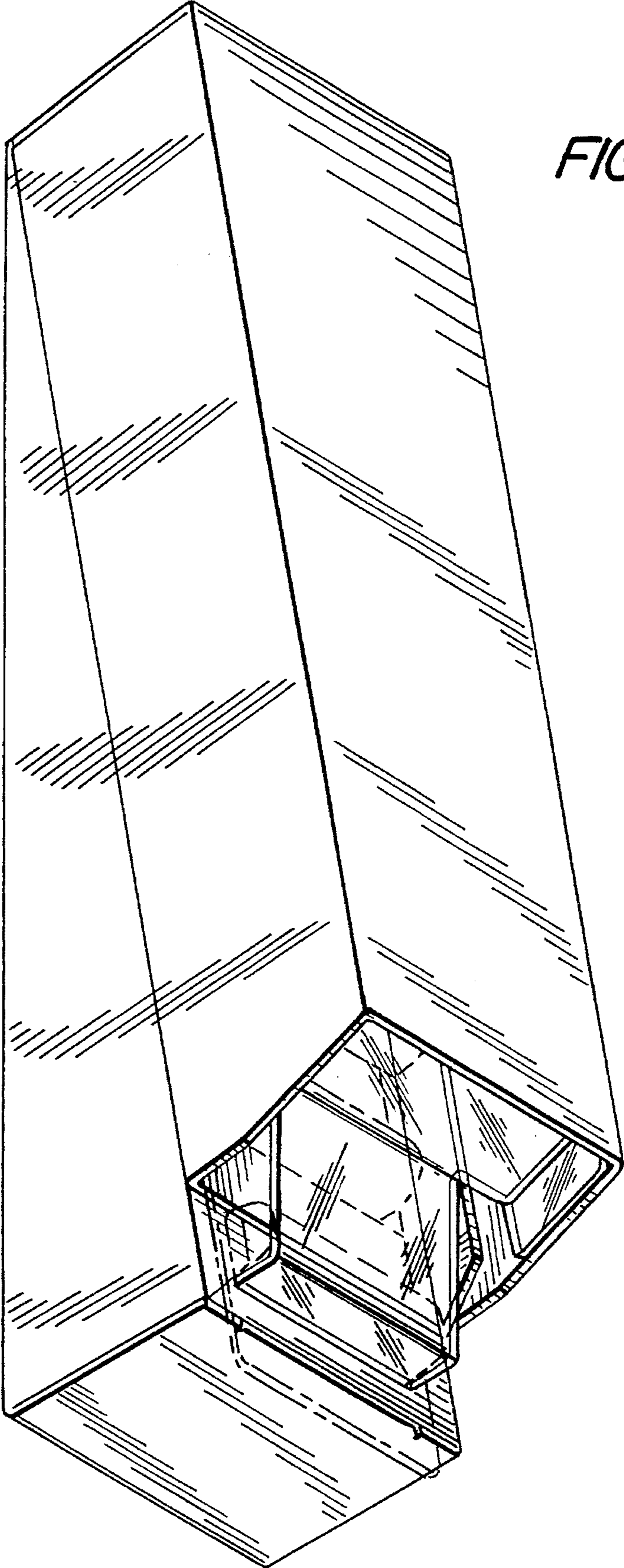


FIG. 1

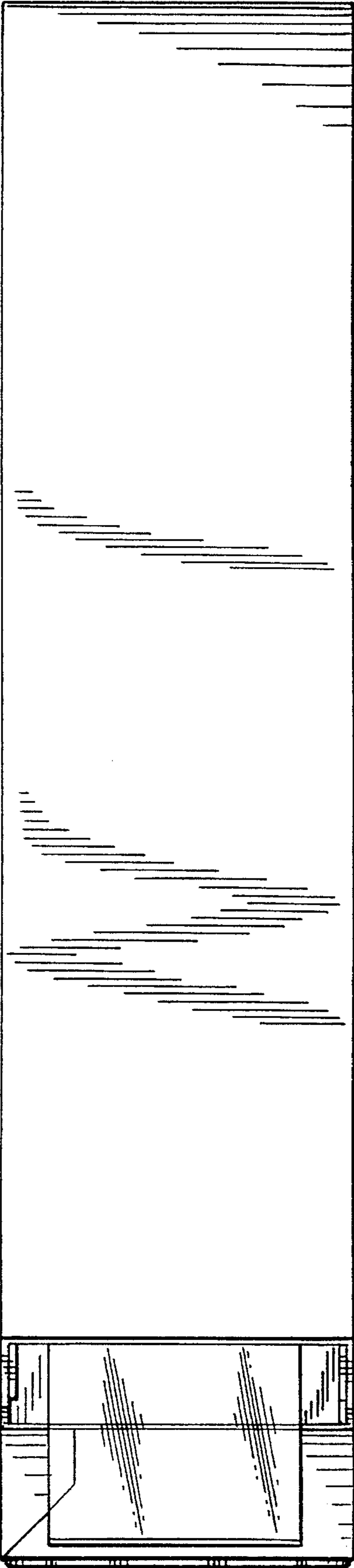


FIG. 2

FIG. 3

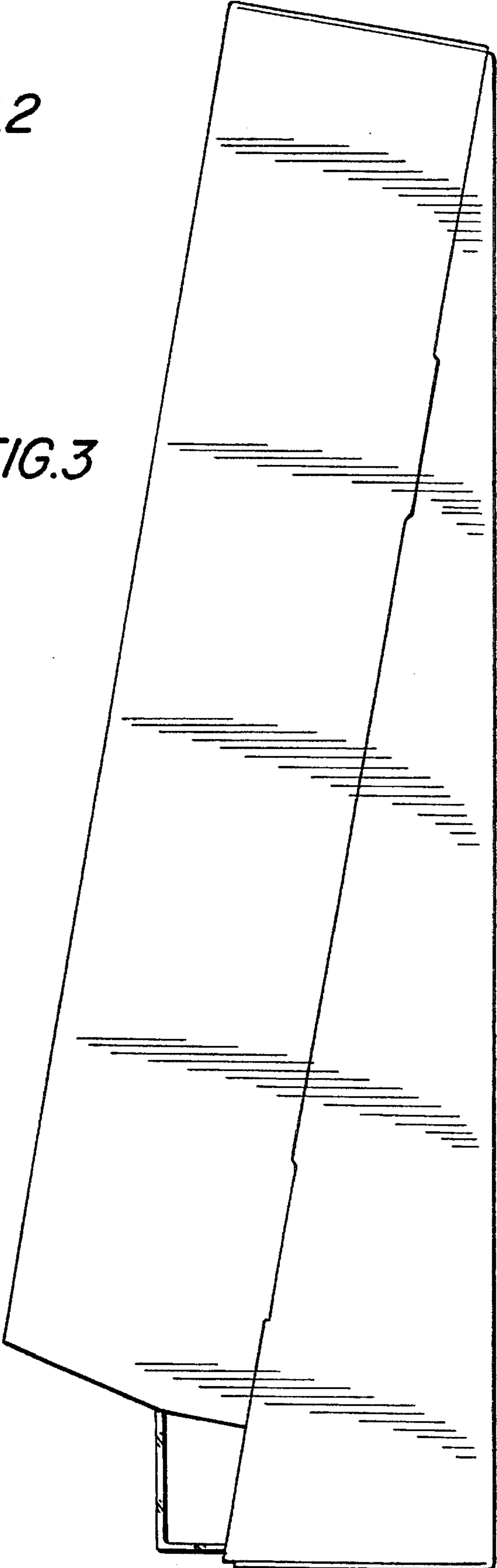


FIG. 4




FIG. 5

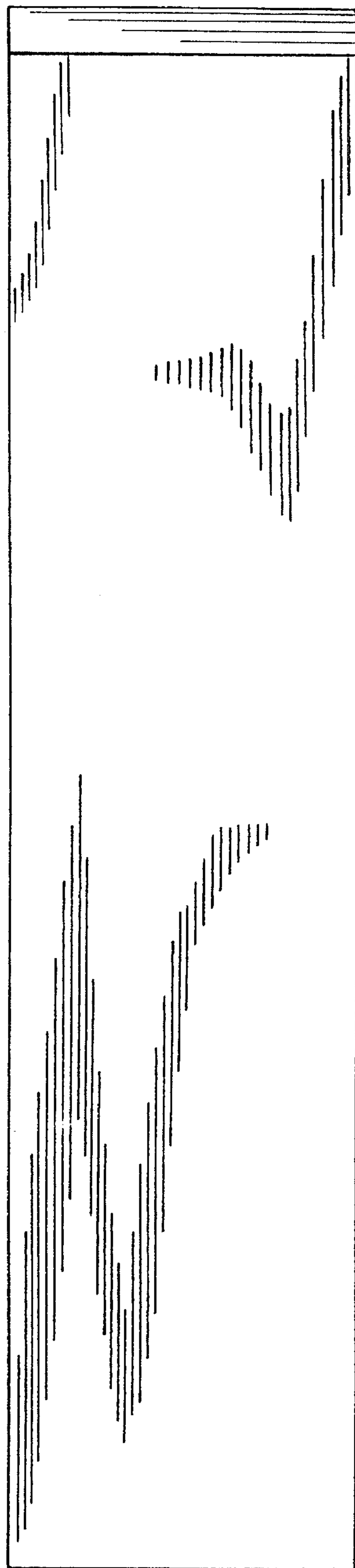


FIG. 6

