



US00D369236S

# United States Patent [19] Maltby

[11] Patent Number: **Des. 369,236**  
[45] Date of Patent: **\*\*Apr. 30, 1996**

[54] **SHOE SOLE**  
[75] Inventor: **Richard V. Maltby**, Monson, Mass.  
[73] Assignee: **Vibram S.P.A.**, Albizzate, Italy  
[\*\*] Term: **14 Years**  
[21] Appl. No.: **25,733**  
[22] Filed: **Jul. 11, 1994**  
[52] U.S. Cl. .... **D2/959; D2/951; D2/957**  
[58] **Field of Search** ..... D2/902, 907, 908,  
D2/947, 950, 951, 952, 953, 954, 955,  
956, 957, 958, 959, 960; 36/83, 84, 89,  
102, 103, 104, 105, 106, 107, 112, 113,  
114, 115, 126, 127, 128, 129, 130, 3 B,  
22 R, 24.5, 25 R, 30 R, 32 R

D. 316,930 5/1991 Bernasconi ..... D2/960  
D. 325,805 5/1992 Herber ..... D2/959  
D. 340,130 10/1993 Blissett ..... D2/959  
D. 340,571 10/1993 Novy ..... D2/959

### FOREIGN PATENT DOCUMENTS

255084 1/1949 Switzerland ..... 36/32 R

*Primary Examiner*—Celia Murphy  
*Attorney, Agent, or Firm*—Samuels, Gauthier & Stevens

### [57] CLAIM

The ornamental design for a shoe sole, as shown and described.

### DESCRIPTION

FIG. 1 is a perspective view of a shoe sole showing my new design;  
FIG. 2 is a bottom plan view thereof, the top being planar and unadorned;  
FIG. 3 is a left side elevational view thereof;  
FIG. 4 is a right side elevational view thereof;  
FIG. 5 is a rear elevational view thereof; and,  
FIG. 6 is a front elevational view thereof.

**1 Claim, 4 Drawing Sheets**

### [56] References Cited U.S. PATENT DOCUMENTS

D. 289,943 5/1987 Liebscher et al. .... D2/959  
D. 291,147 8/1987 Kelley et al. .... D2/957  
D. 296,724 7/1988 Peterson ..... D2/960  
D. 307,510 5/1990 Issler ..... D2/957

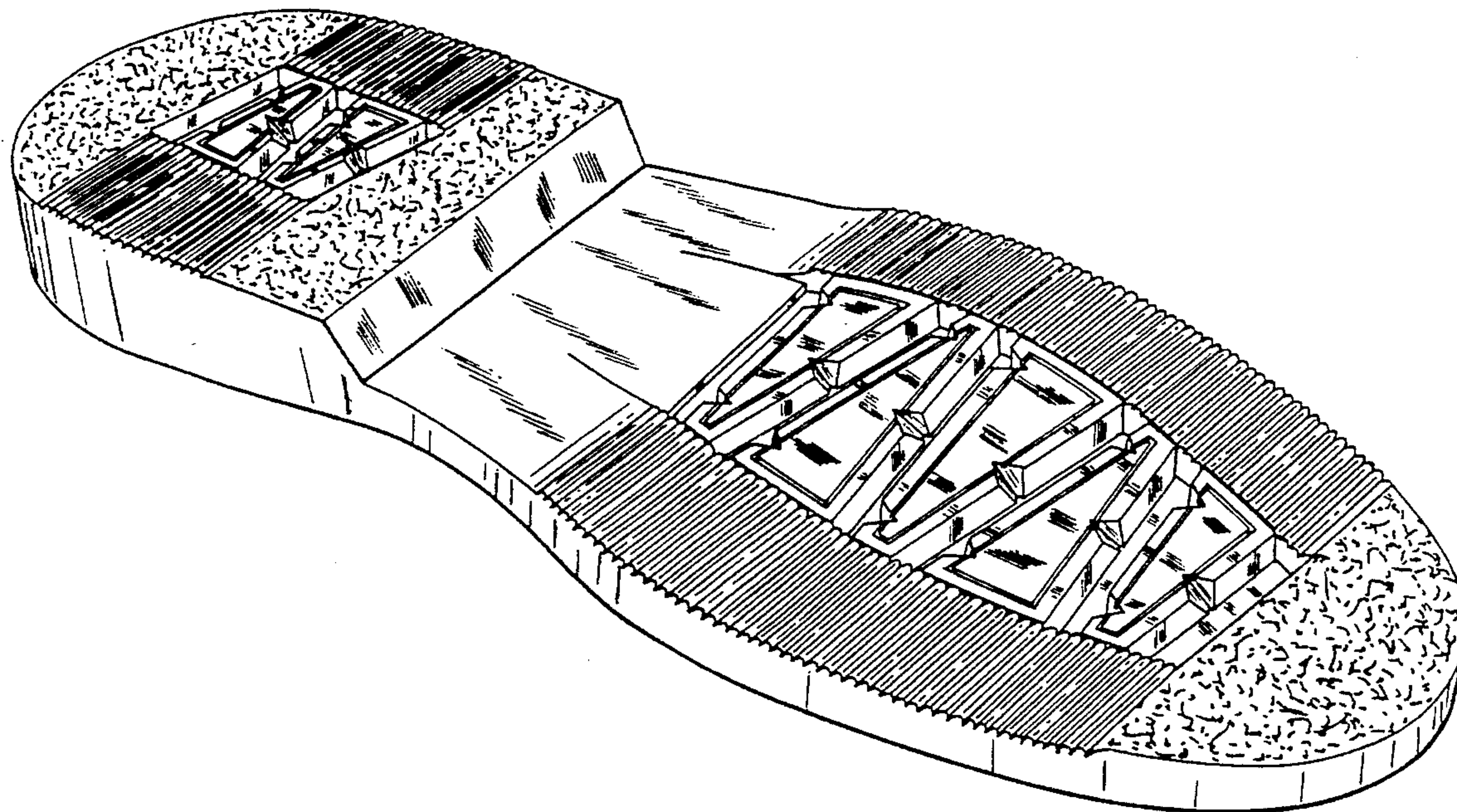




Fig. 1

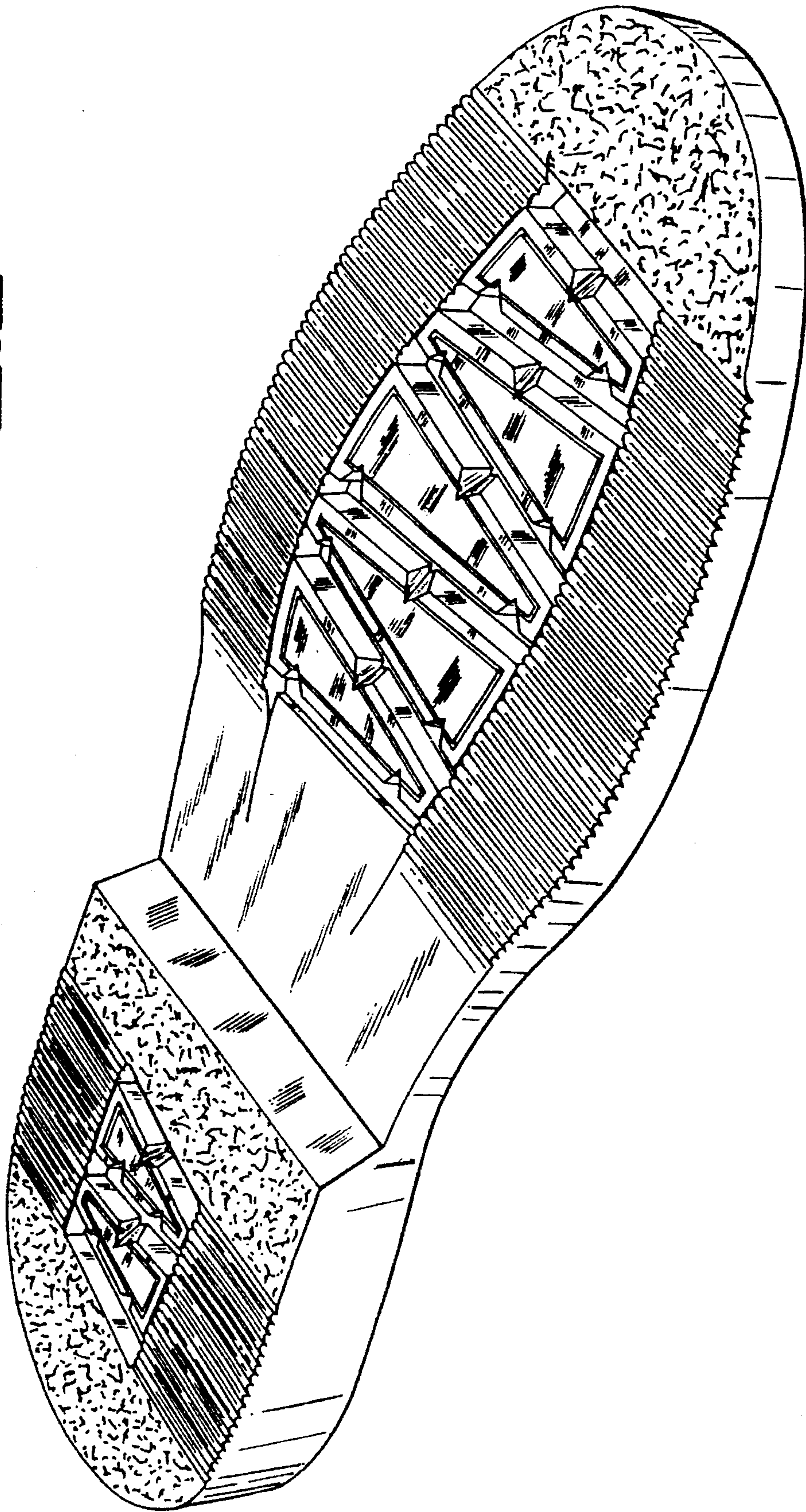


Fig. 2

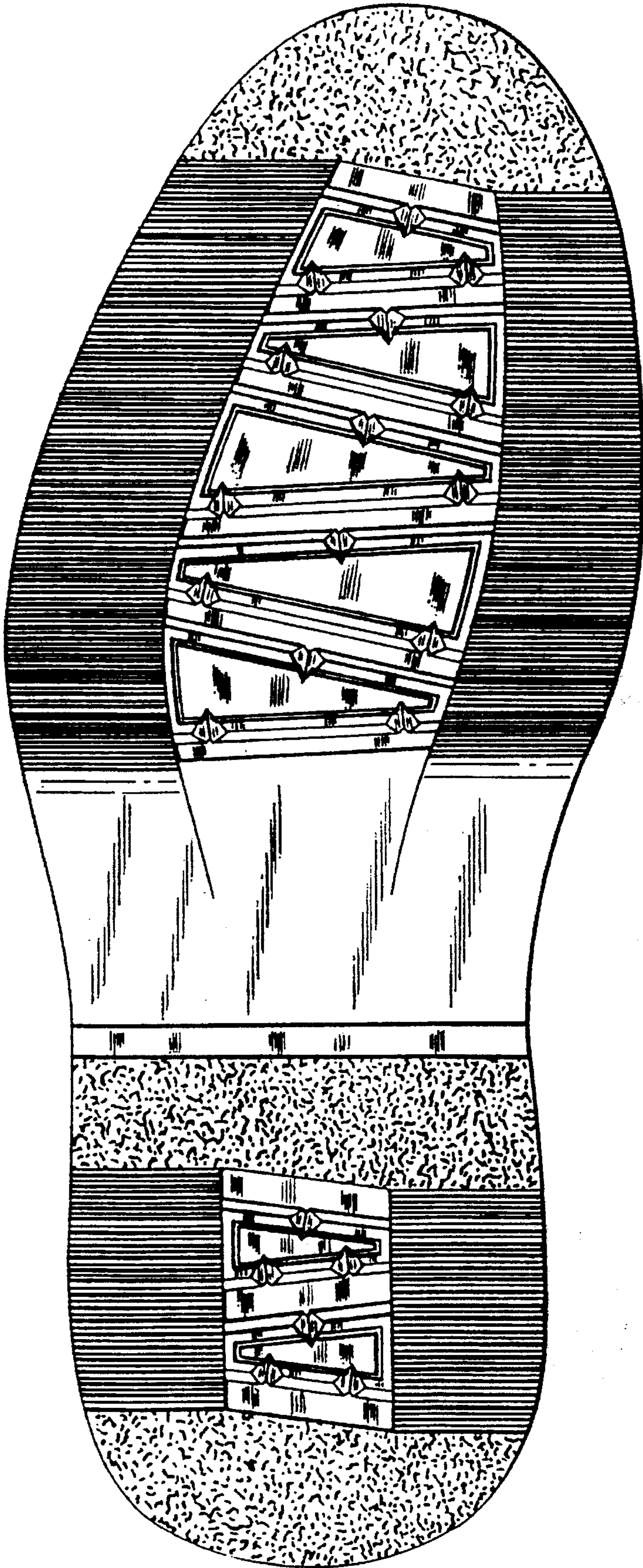




Fig. 3




Fig. 4

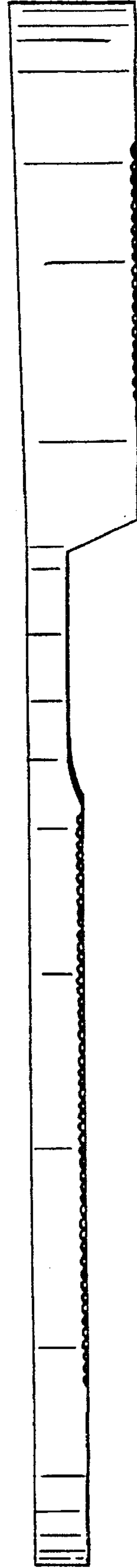


Fig. 5




Fig. 6

