



US00D369231S

# United States Patent [19]

Wasserman

[11] Patent Number: **Des. 369,231**

[45] Date of Patent: **\*\*Apr. 30, 1996**

[54] **SOCK ACCESSORY**

[75] Inventor: **Cindy Wasserman**, Tamarac, Fla.

[73] Assignee: **J. J. Apparel, Inc.**, Tamarac, Fla.

[\*\*] Term: **14 Years**

[21] Appl. No.: **25,380**

[22] Filed: **Jun. 30, 1994**

[52] U.S. Cl. .... **D2/625; D2/980**

[58] Field of Search ..... D2/980, 983, 986,  
D2/988, 621, 625; 2/239, 240, 242, 300,  
311, 312

[56] **References Cited**

**U.S. PATENT DOCUMENTS**

1,070,250	8/1913	Hamburger	.....	2/240	X
1,106,375	8/1914	Grean	.....	2/242	
1,589,677	6/1926	Bisch	.....	2/311	X
1,636,107	7/1927	Namiot	.....	D2/625	X
1,739,346	12/1929	Barney	.....	2/239	
2,050,998	8/1936	Ganson	.....	D2/621	X
2,962,726	12/1960	Wehrli	.....	2/311	

5,141,141 8/1992 Leone ..... 2/312 X

**FOREIGN PATENT DOCUMENTS**

491313 8/1938 United Kingdom ..... 2/239

*Primary Examiner*—Ted Shooman

*Assistant Examiner*—Paula Mortimer

*Attorney, Agent, or Firm*—Lowe, Price, LeBlanc & Becker

[57] **CLAIM**

The ornamental design for a sock accessory, as shown and described.

**DESCRIPTION**

FIG. 1 is a side elevational view of a first embodiment thereof, both sides being of the same appearance; FIG. 2 is a top plan view of the first embodiment thereof; FIG. 3 is a side elevational view of a second embodiment thereof, both sides being of the same appearance; and, FIG. 4 is a top plan view of the second embodiment thereof. The broken line showing of the sock in FIGS. 1 and 3 is for illustrative purposes only and forms no part of the claimed design.

**1 Claim, 2 Drawing Sheets**

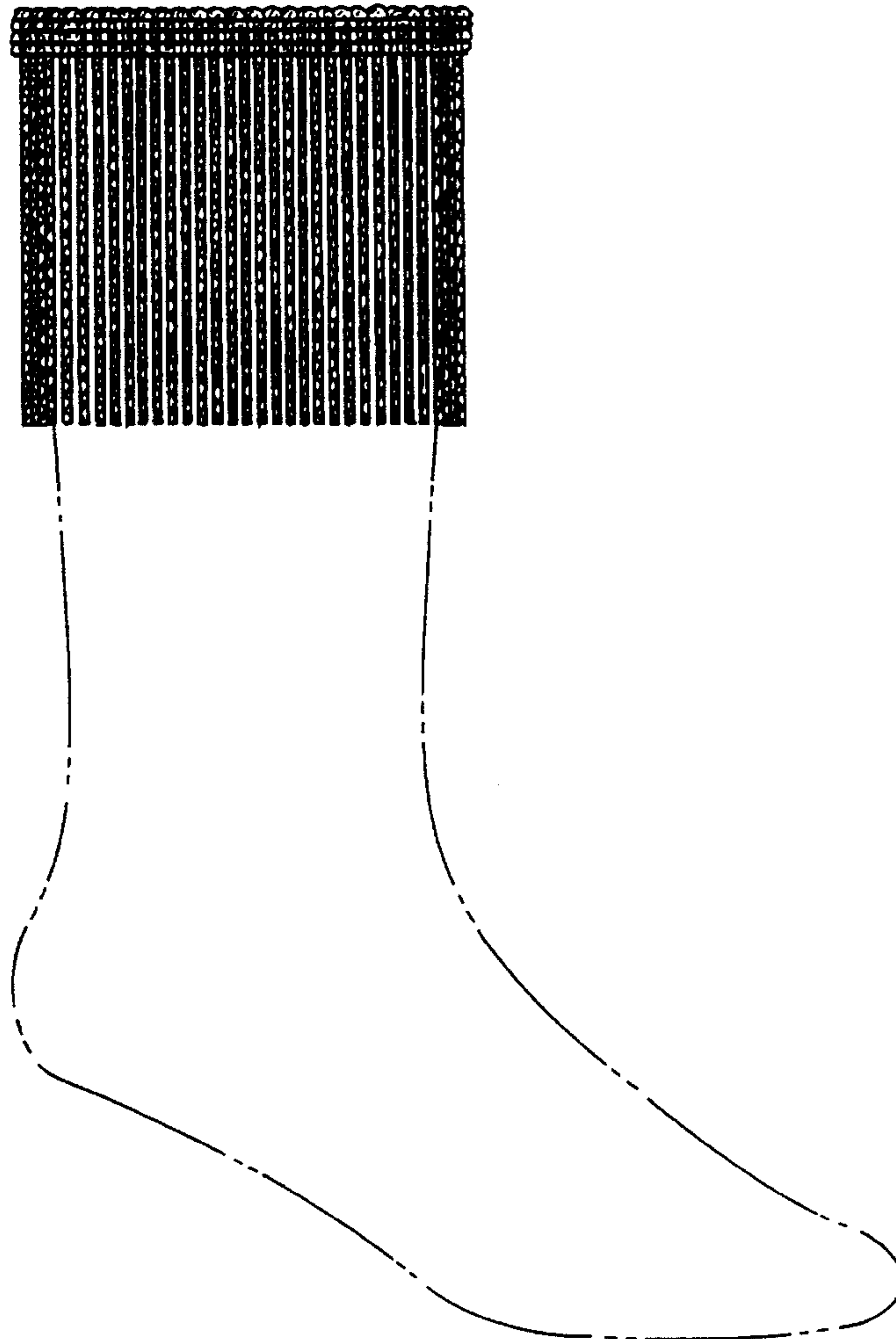


Fig. 1


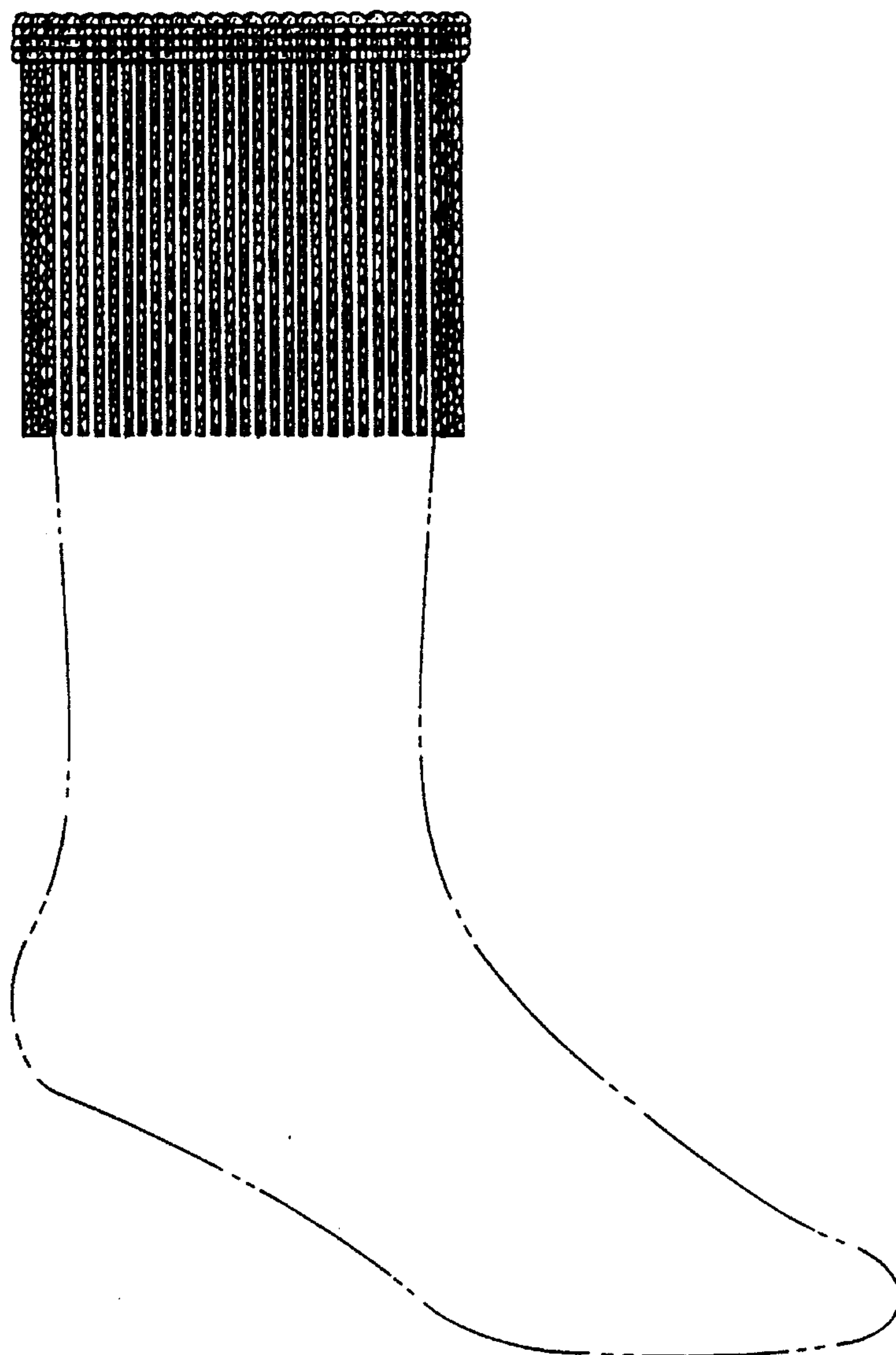


Fig. 2

Fig. 3

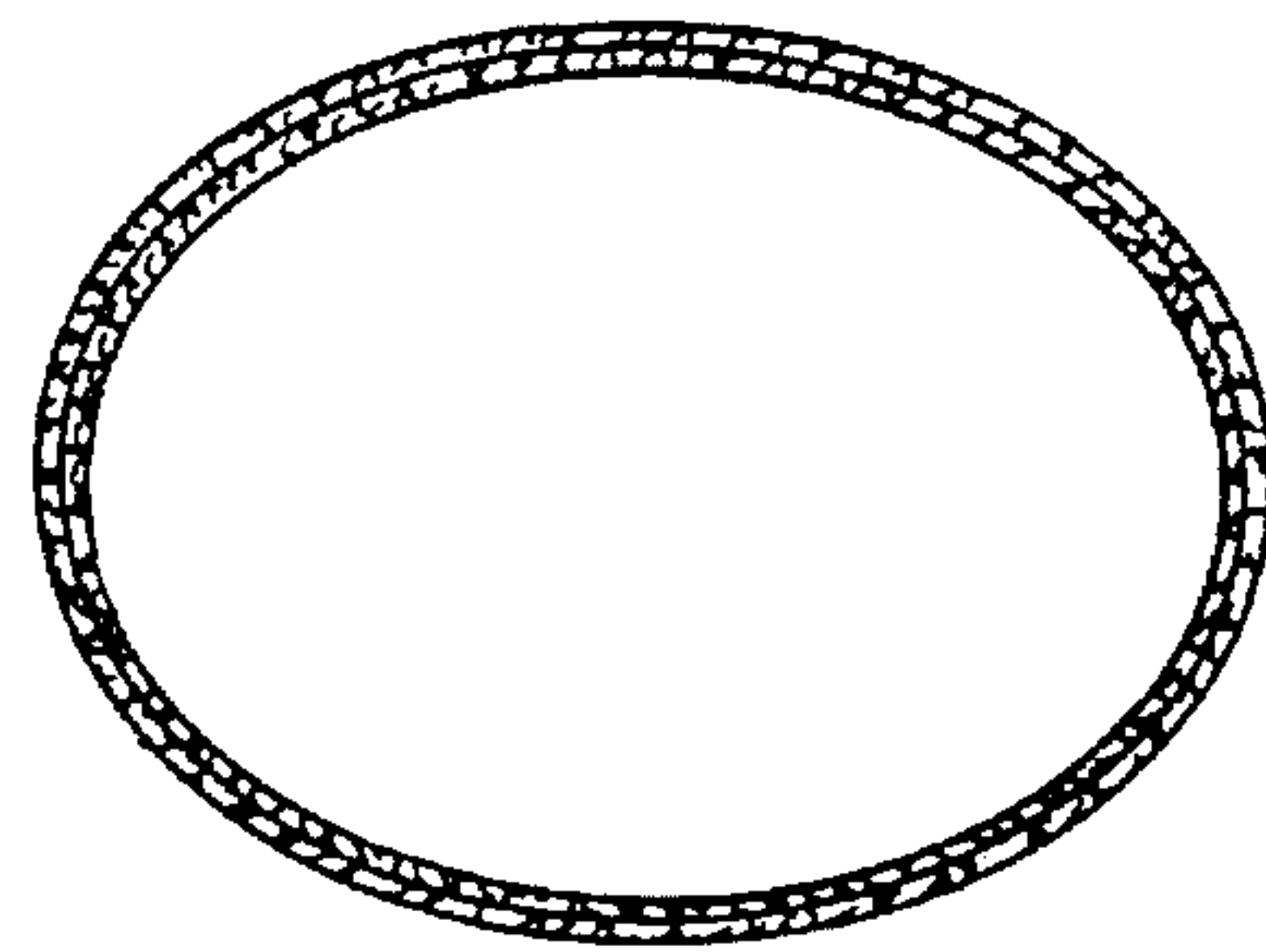
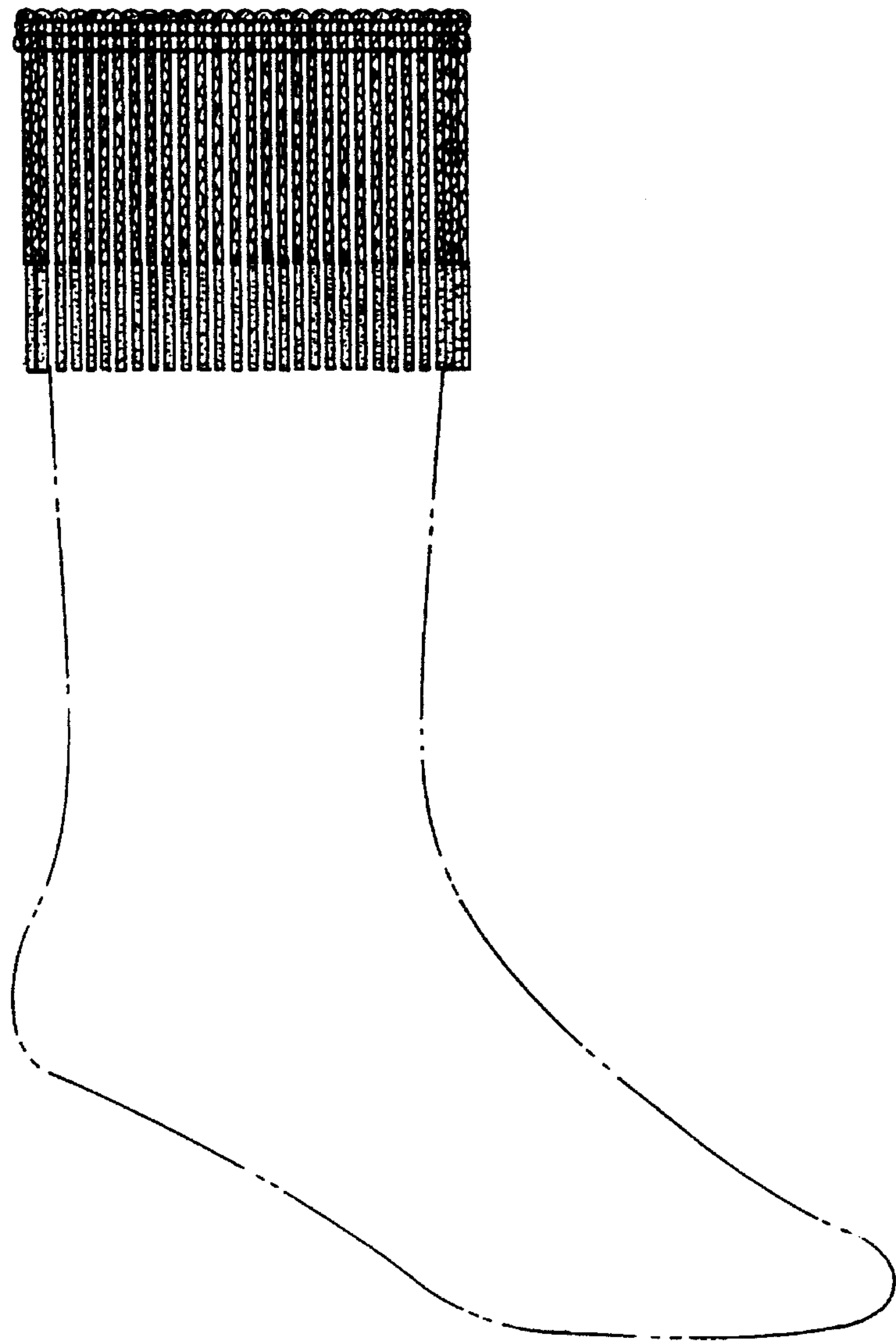


Fig. 4