



US00D369224S

United States Patent [19]

[11] Patent Number: **Des. 369,224**

Karlo et al.

[45] Date of Patent: ****Apr. 23, 1996**

[54] **RECREATIONAL VEHICLE LIGHT
FIXTURE**

3,792,250 2/1974 Kilbourn et al. 240/7.1
4,157,585 6/1979 Freeman 362/248

[75] Inventors: **Lawrence Karlo**, Battle Creek; **Jeffrey L. Cornell**, Coldwater; **Eugene L. Kilbourn**, Marshall; **Thomas H. Philipot**, Jackson, all of Mich.

FOREIGN PATENT DOCUMENTS

727330 3/1955 United Kingdom .

[73] Assignee: **Progressive Dynamics, Inc.**, Marshall, Mich.

Primary Examiner—Marcus A. Jackson
Attorney, Agent, or Firm—Beaman & Beaman

[**] Term: **14 Years**

[57] CLAIM

The ornamental design for a recreational vehicle light fixture, as shown and described.

[21] Appl. No.: **38,986**

DESCRIPTION

[22] Filed: **May 18, 1995**

[52] U.S. Cl. **D26/28**

[58] Field of Search D26/28-36, 72,
D26/80, 92; 362/61, 74, 362, 363, 404,
432, 329, 336, 364, 372

FIG. 1 is a bottom plan view of a recreational vehicle light fixture showing my new design;

FIG. 2 is a side elevational view thereof, the opposite side being a mirror image thereof;

FIG. 3 is an end elevational view of FIG. 2 as taken from the right end thereof;

FIG. 4 is an end elevational view as taken from the left end of FIG. 2;

FIG. 5 is a bottom plan view of a second embodiment thereof;

FIG. 6 is a side elevational view of the embodiment of FIG. 5, the opposite side being identical thereto; and,

FIG. 7 is an end elevational view of the embodiment of FIG. 6, both ends thereof being identical.


The rear of the light fixture is plain and unornamentated.

[56] References Cited

U.S. PATENT DOCUMENTS

D. 221,351	8/1971	Remington	D48/32
D. 315,216	3/1991	Kelley et al.	D26/28
D. 324,111	2/1992	Arbisi	D26/28
D. 326,926	6/1992	Stephenson et al.	D26/74
D. 335,191	4/1993	Morgan	D26/28
D. 349,581	8/1994	Kapp	D26/28
D. 360,042	7/1995	Taylor et al.	D26/28
D. 363,999	11/1995	Taylor et al.	D26/28
1,235,752	8/1917	Ames, Jr.	.	

1 Claim, 2 Drawing Sheets






FIG. 1

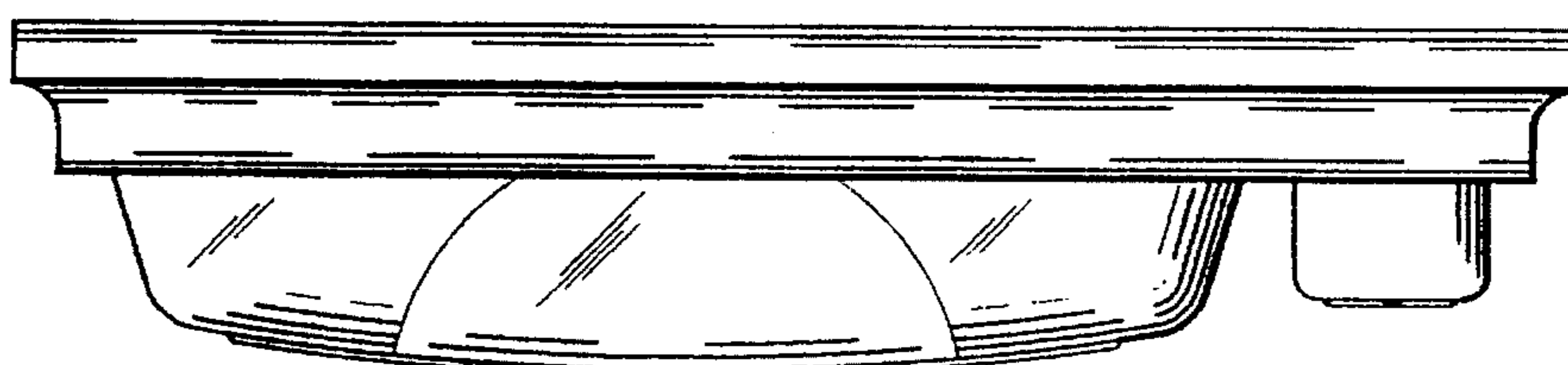


FIG. 2




FIG. 3




FIG. 4




FIG. 5

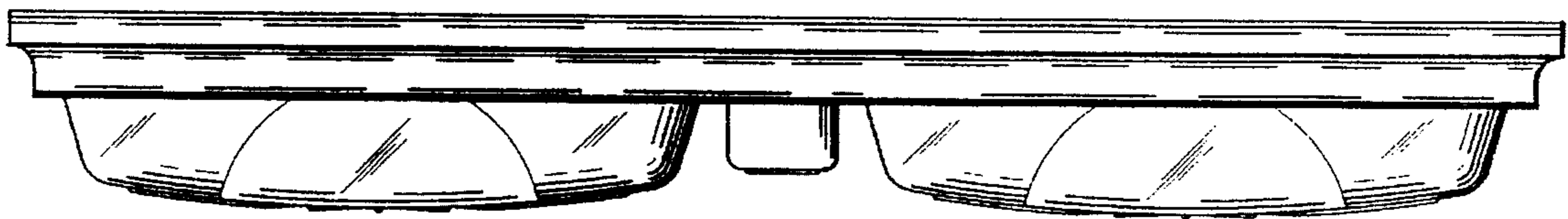


FIG. 6




FIG. 7