



US00D369223S

United States Patent [19]

Happer, Jr. et al.

[11] Patent Number: Des. 369,223

[45] Date of Patent: **Apr. 23, 1996

[54] EMERGENCY LIGHT

[76] Inventors: **Robert L. Happer, Jr.**, 611 Huntly Dr.,
Chesapeake, Va. 23320; **George M. Happer, Jr.**, 3153 Eason Rd.,
Chesapeake, Va. 23322

[**] Term: 14 Years

[21] Appl. No.: 36,817

[22] Filed: Mar. 28, 1995

[52] U.S. Cl. D26/28

[58] Field of Search D26/28-35, 37-40;
D10/109, 114; 362/51, 72, 158, 183-202

[56] **References Cited**

U.S. PATENT DOCUMENTS

D. 318,132	7/1991	Solow	D26/28
D. 336,530	10/1993	Choi et al.	D26/28
D. 345,022	3/1994	Hamasaki	D26/28
D. 354,822	1/1995	Bledsoe	D26/28
3,698,675	10/1972	Lerew et al. .	
3,814,359	6/1974	Powell .	
4,099,222	7/1978	Cornell et al.	362/72
4,489,306	12/1984	Scolari .	
4,535,391	8/1985	Hsiao .	
4,547,761	10/1985	Jones .	

4,557,452	12/1985	Khuong .
4,686,505	8/1987	Vanderburg .
4,736,186	4/1988	Jones .
4,878,236	10/1989	Ray et al. .
4,985,813	1/1991	Putman .
5,043,855	8/1991	Yelvington .
5,103,383	4/1992	Mayhew .

Primary Examiner—A. Hugo Word
Assistant Examiner—Marcus Jackson
Attorney, Agent, or Firm—Richard C. Litman

[57] **CLAIM**

The ornamental design for an emergency light, as shown and described.

DESCRIPTION

FIG. 1 is a front elevational view thereof;
FIG. 2 is a left side elevational view with the right side being a mirror image thereof;
FIG. 3 is a rear elevational view thereof;
FIG. 4 is a top view thereof; and,
FIG. 5 is a bottom view thereof.
The broken-line showing of the words, "The Emergency Light", is for illustrative purposes only and forms no part of the claimed design.

1 Claim, 1 Drawing Sheet

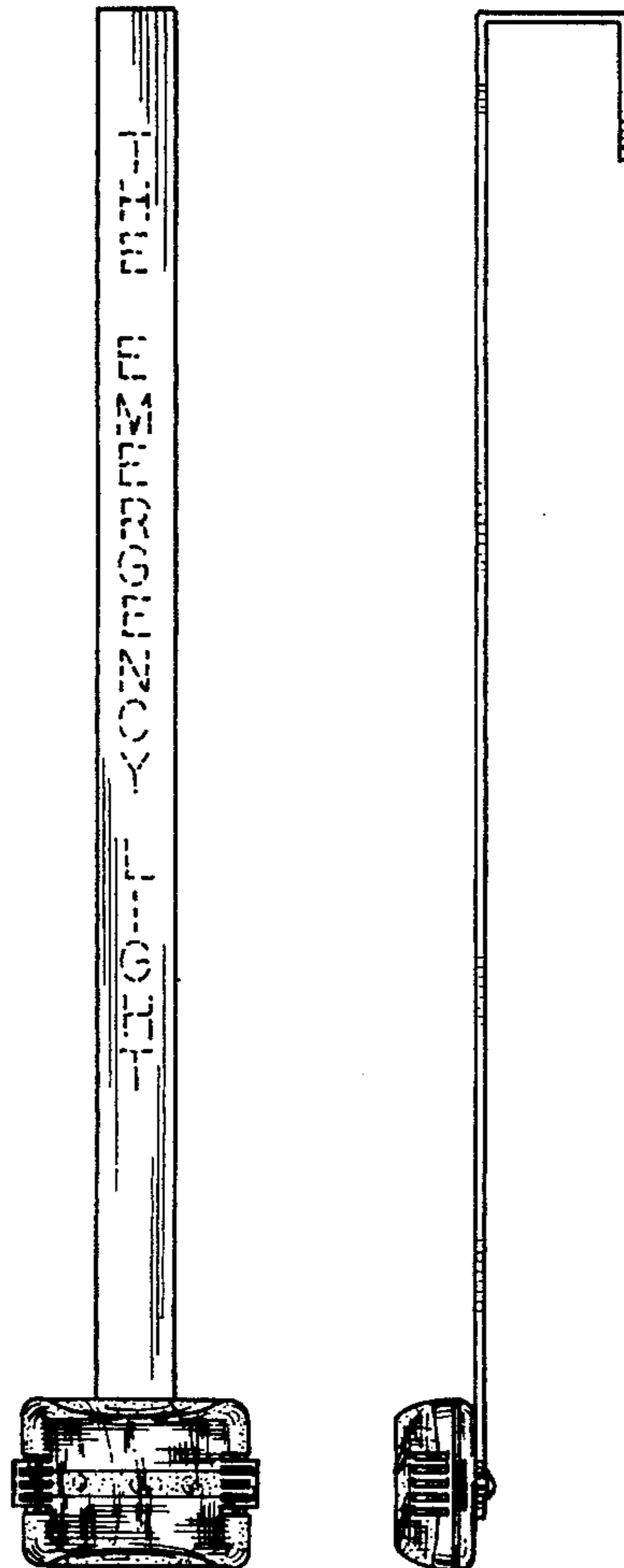


FIG. 1

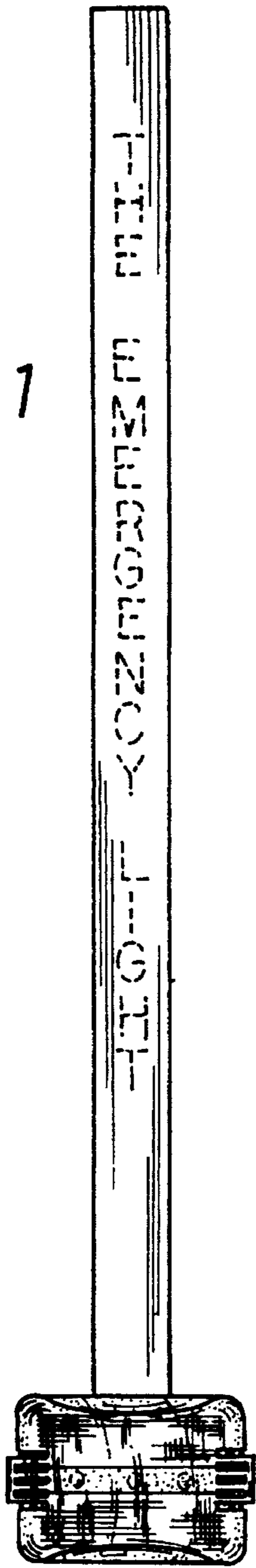


FIG. 2

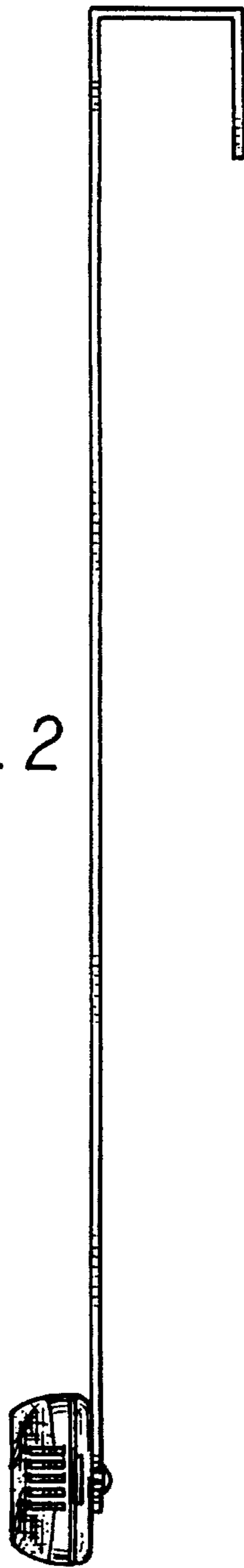


FIG. 3

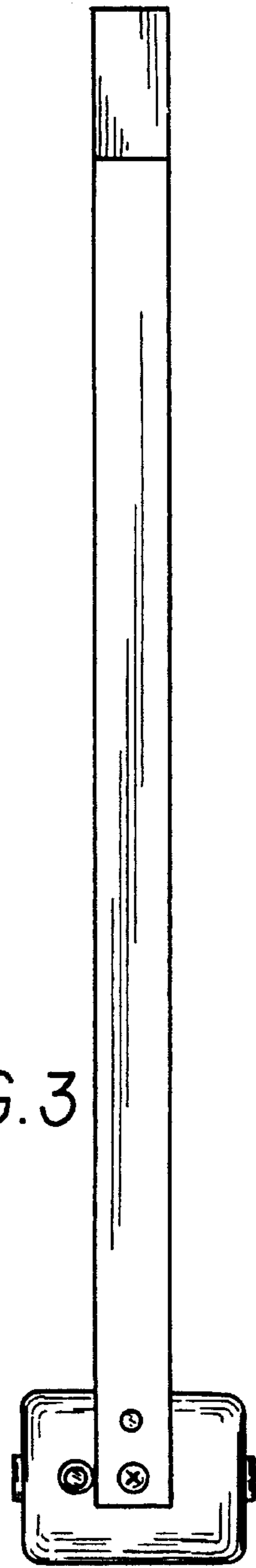


FIG. 4

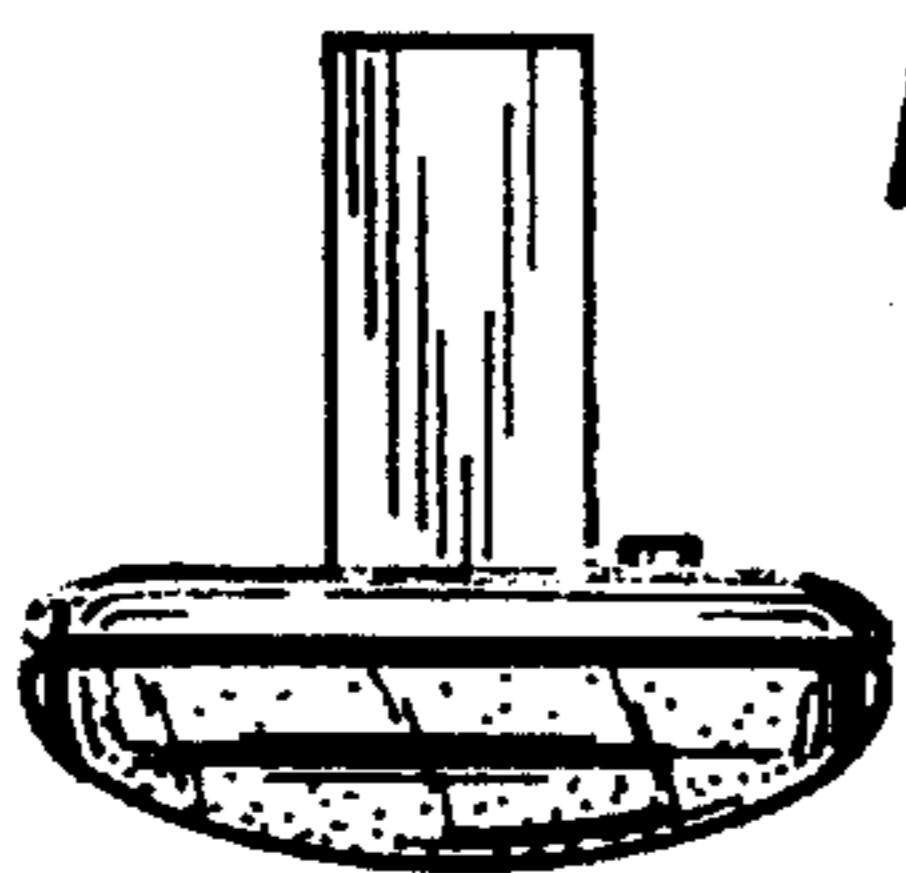


FIG. 5

