



US00D369211S

United States Patent [19]
Weiler

[11] **Patent Number: Des. 369,211**
[45] **Date of Patent: **Apr. 23, 1996**

[54] **COMBINED EYEDROPPER BOTTLE AND OVERCAP**

5,154,702 10/1992 Foyil 604/298 X

[75] Inventor: **Gerhard H. Weiler**, South Barrington, Ill.

Primary Examiner—Louis S. Zarfes
Assistant Examiner—I. Simmons
Attorney, Agent, or Firm—Olson & Hierl, Ltd.

[73] Assignee: **Automatic Liquid Packaging, Inc.**, Woodstock, Ill.

[57] **CLAIM**

[**] Term: **14 Years**

The ornamental design for a combined eyedropper bottle and overcap, as shown and described.

[21] Appl. No.: **23,862**

DESCRIPTION

[22] Filed: **Jun. 2, 1994**

[52] U.S. Cl. **D24/110; D24/115**

[58] **Field of Search** D24/110, 115,
D24/112, 120; D9/544, 338, 443, 573, 301;
604/294, 295, 298, 212

FIG. 1 is a perspective view of a combined eyedropper bottle and overcap;
FIG. 2 is a front elevational view of a combined eyedropper bottle and overcap, the opposite side being the same in appearance;
FIG. 3 is a side elevational view of a combined eyedropper bottle and overcap, the opposite side being the same in appearance;
FIG. 4 is a top plan view;
FIG. 5 is a bottom plan view thereof; and,
FIG. 6 is a lower perspective view of a combined eyedropper bottle and overcap.

[56] **References Cited**

U.S. PATENT DOCUMENTS

D. 31,892	11/1899	Downey	D24/110
D. 33,126	8/1900	Gurnee	D24/110
D. 320,083	9/1991	Casey	D24/110 X
1,731,816	10/1929	Garhart	604/295 X
2,854,003	9/1958	Kirsch	604/295 X

1 Claim, 2 Drawing Sheets

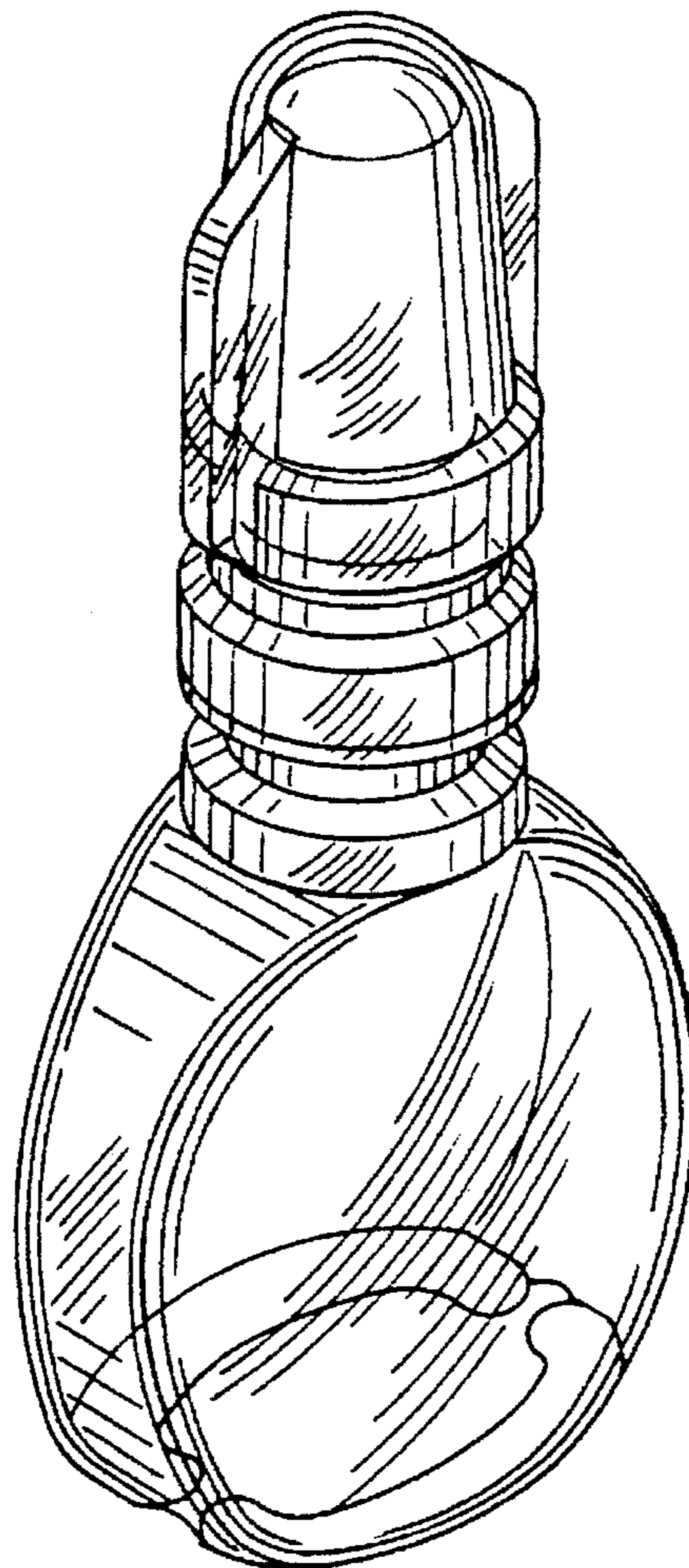


FIG. 1

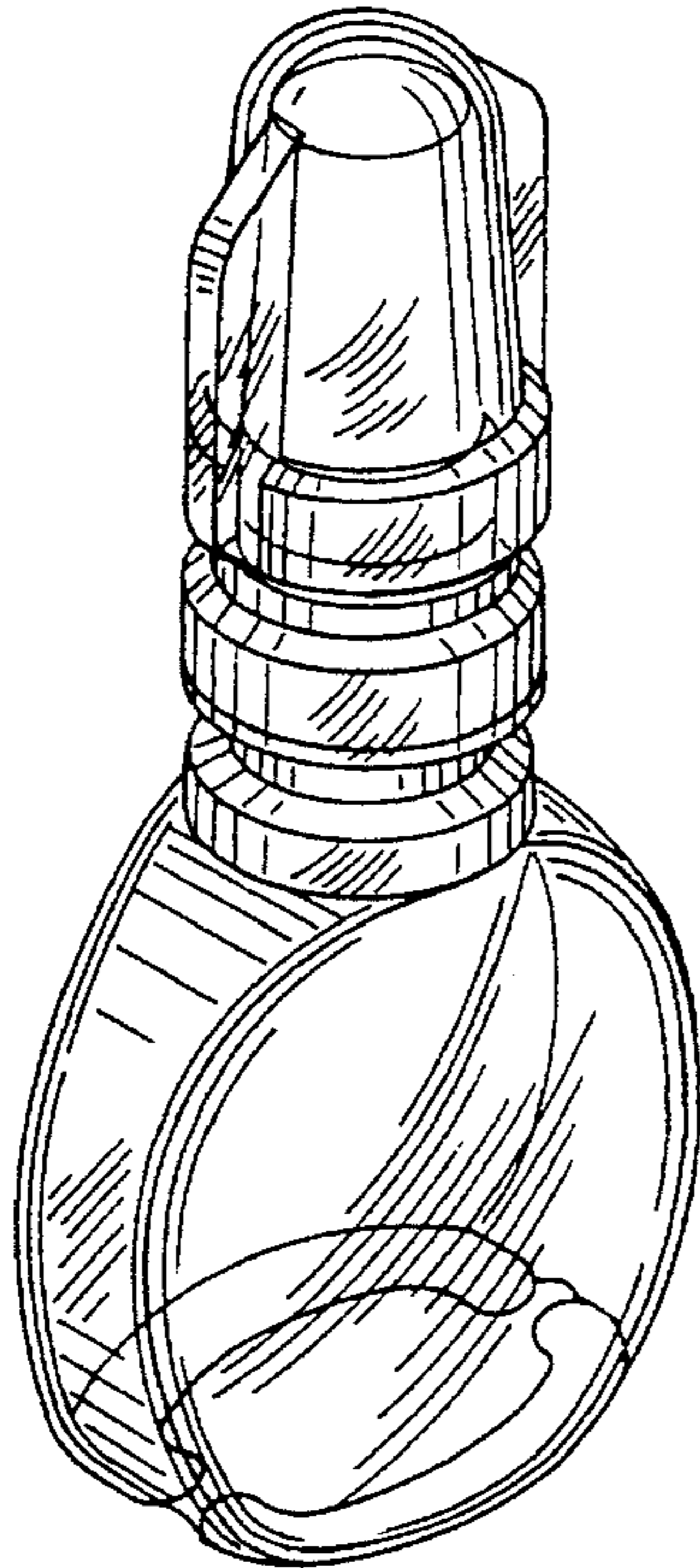


FIG. 2

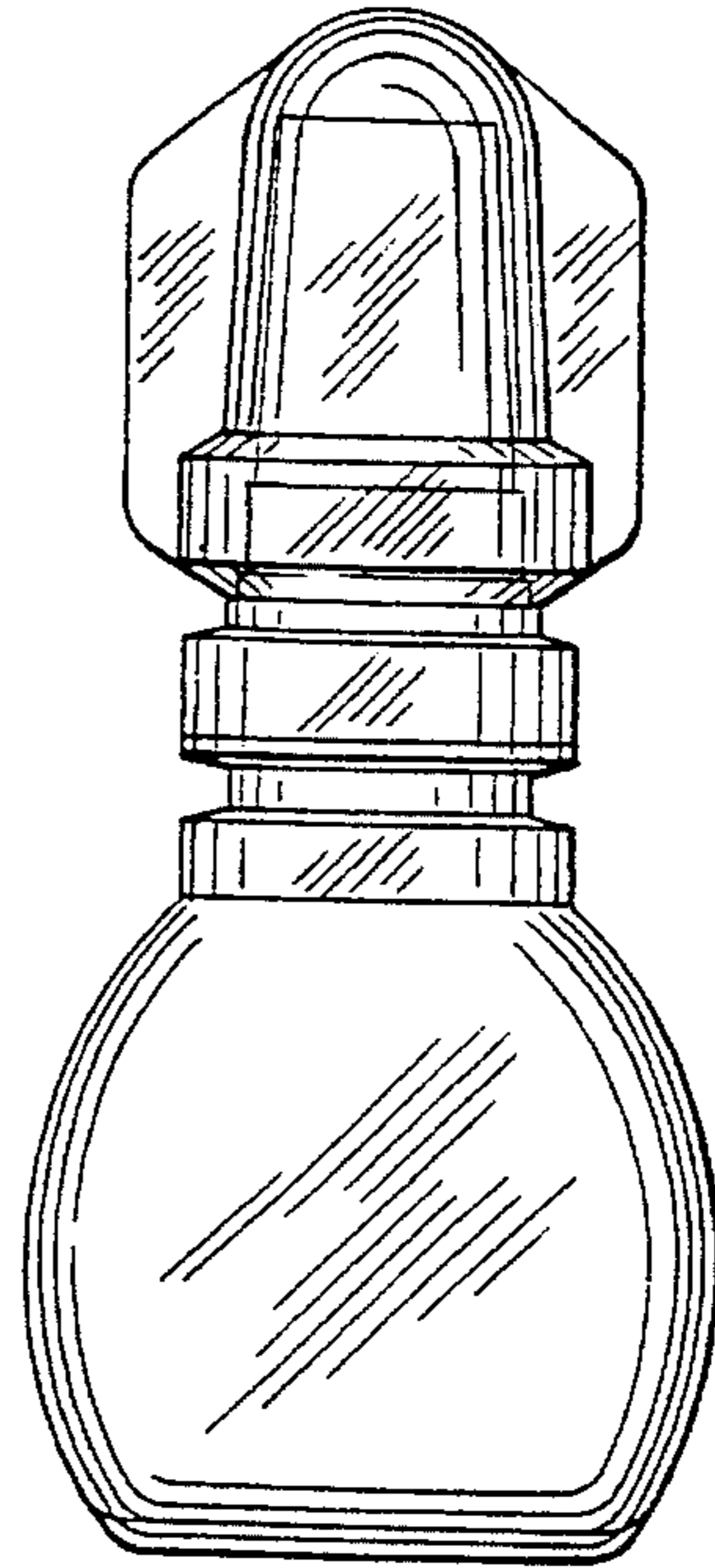


FIG. 3

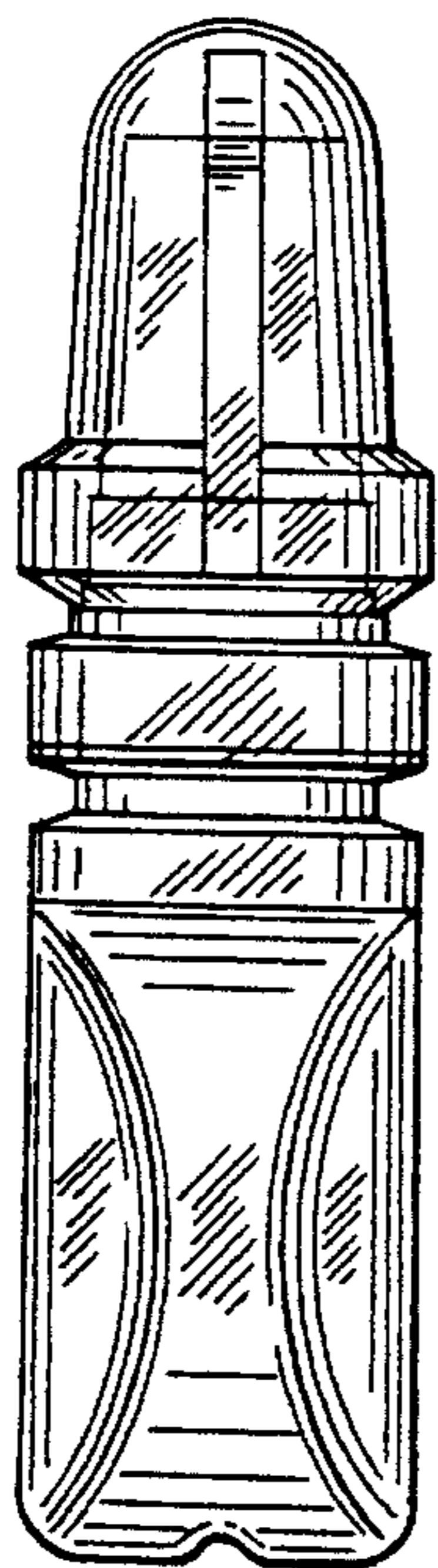


FIG. 4

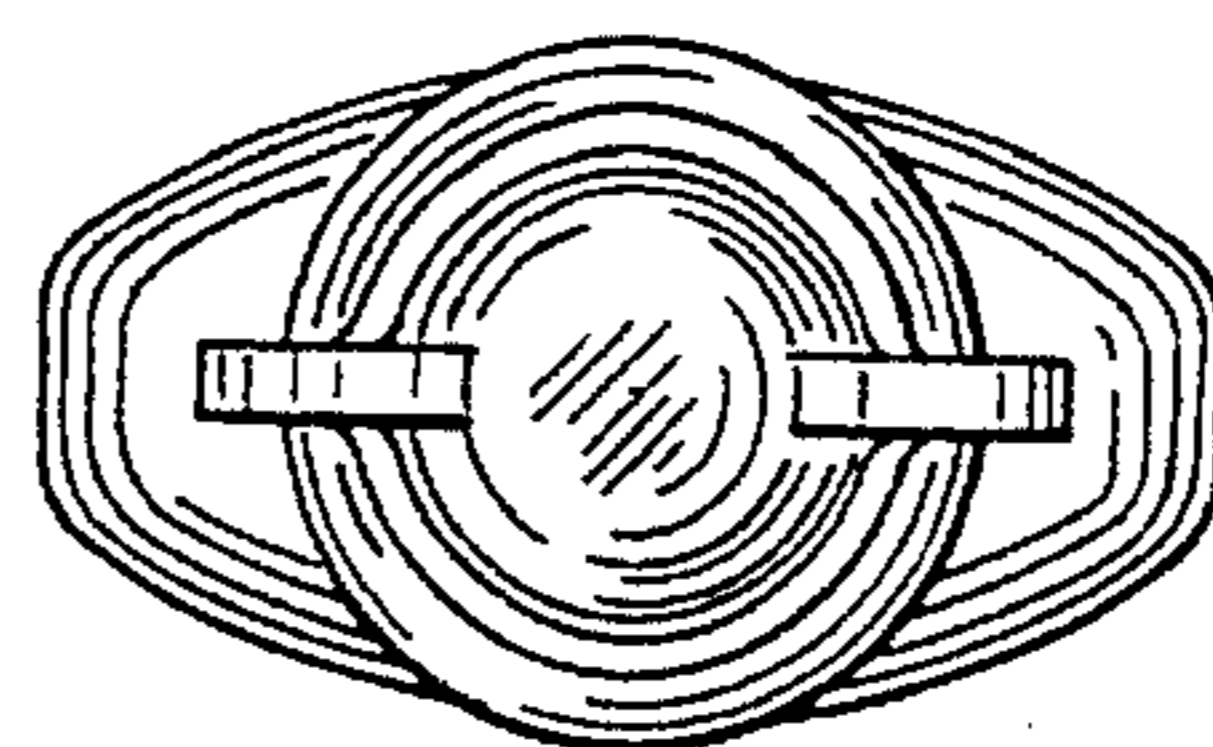


FIG. 5




FIG. 6

