



US00D369166S

United States Patent [19]

[11] **Patent Number: Des. 369,166**

Jones

[45] **Date of Patent: **Apr. 23, 1996**

[54] **PAGER HAVING DIALING CAPABILITIES**

5,212,721 5/1993 DeLuca et al. 379/57
5,280,516 1/1994 Jang 379/57

[76] Inventor: **Issac Jones**, 11093 College, Detroit, Mich. 48205

Primary Examiner—Ted Shooman
Assistant Examiner—Nanda Bondade
Attorney, Agent, or Firm—James A. Hudak

[**] Term: **14 Years**

[57] **CLAIM**

[21] Appl. No.: **34,551**

The ornamental design for a pager having dialing capabilities, as shown and described.

[22] Filed: **Feb. 7, 1995**

[52] U.S. Cl. **D14/191**

DESCRIPTION

[58] **Field of Search** D14/107, 124,
D14/138, 188, 191, 192, 292, 299; 340/311.1;
455/38.1-38.4, 90, 92, 100, 128, 344


FIG. 1 is a perspective view of the pager having dialing capabilities showing my new design;
FIG. 2 is a front elevational view thereof;
FIG. 3 is a rear elevational view thereof;
FIG. 4 is a right side elevational view thereof, the left side elevational view being a mirror image of the view shown in this Figure;
FIG. 5 is a top plan view thereof; and,
FIG. 6 is a bottom plan view thereof.

[56] **References Cited**

U.S. PATENT DOCUMENTS

Re. 33,417 10/1990 Bhagat et al. 379/57
D. 251,561 4/1979 Toth et al. D14/191
D. 272,244 1/1984 Scheid D14/191
D. 314,382 2/1991 Scheid et al. D14/191
D. 325,911 5/1992 Scheid et al. D14/191
4,876,537 10/1989 Oyamada 340/311.1 X

1 Claim, 3 Drawing Sheets






FIG.1.




FIG. 3.

FIG. 5.

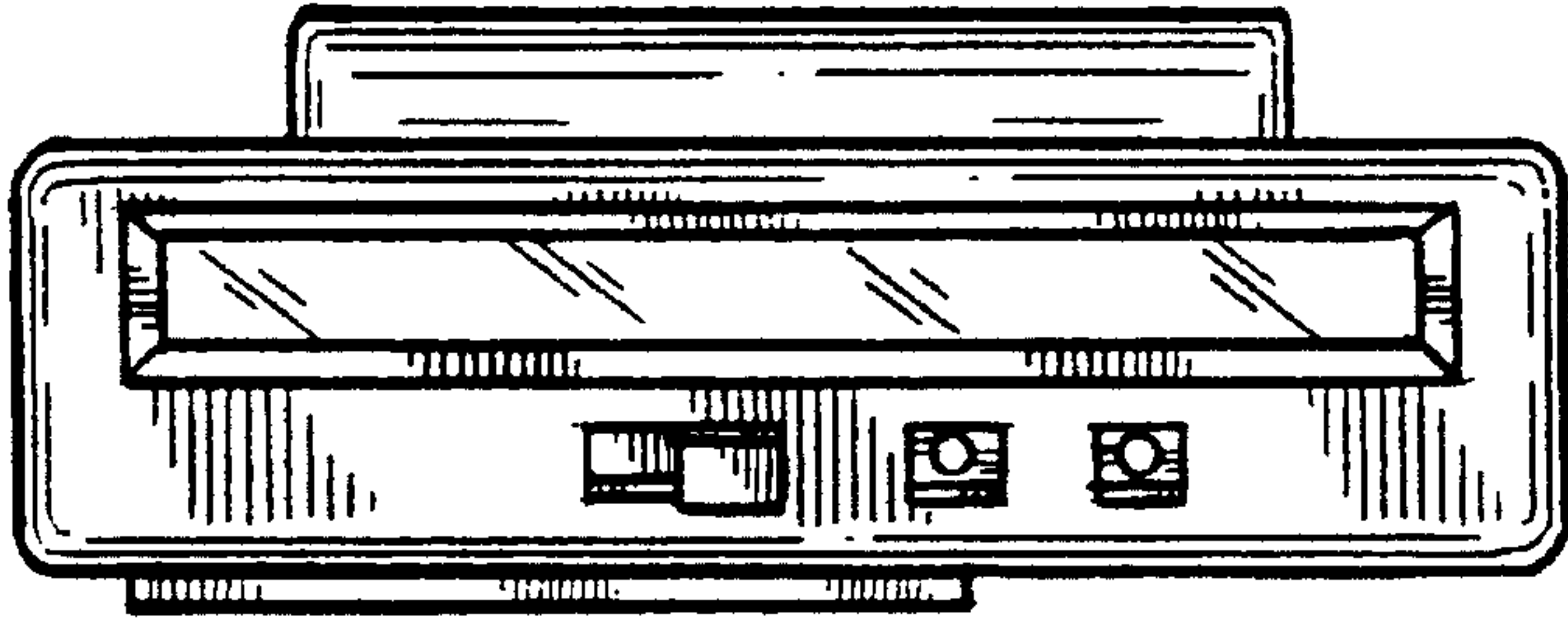


FIG. 2.

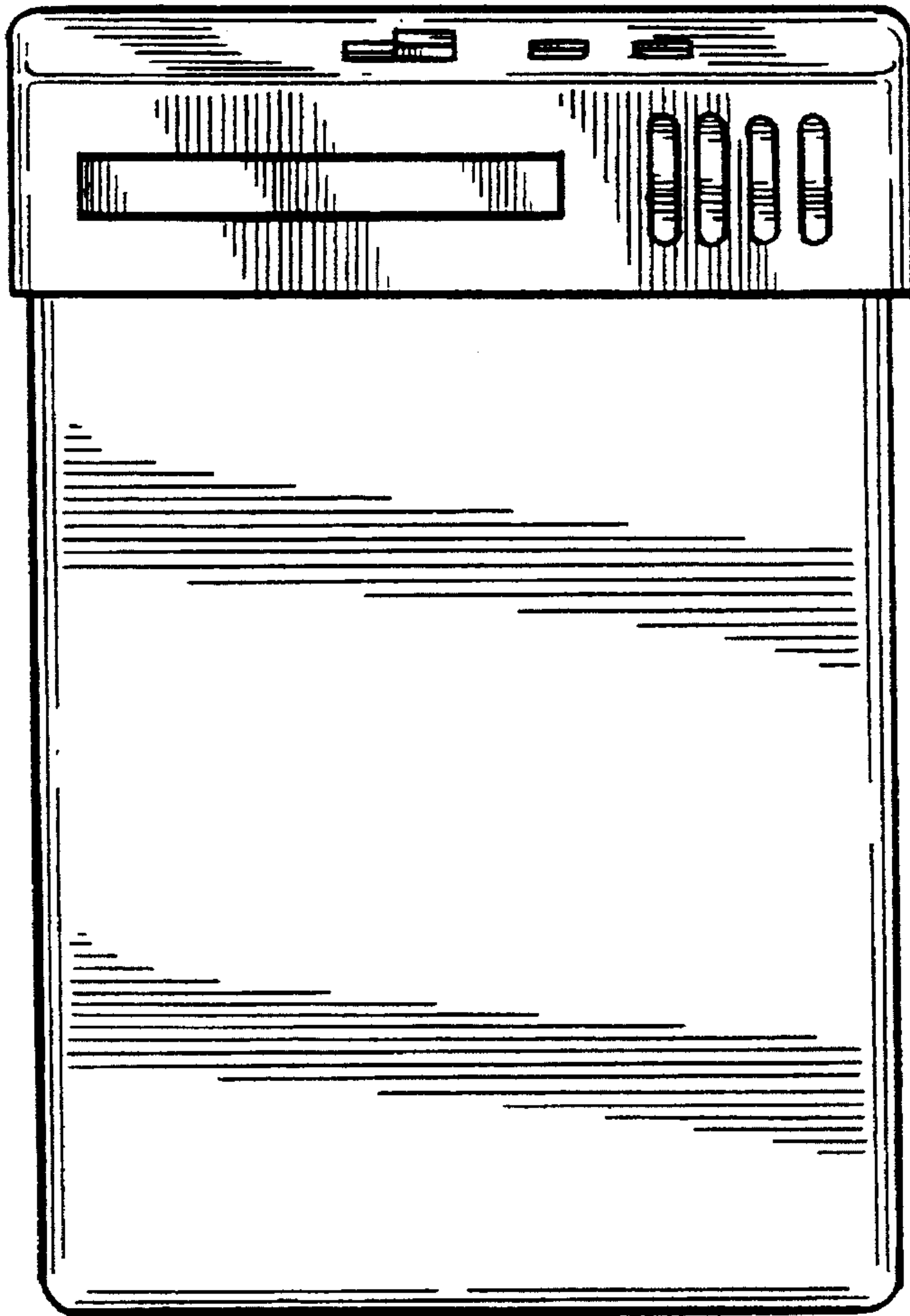


FIG. 4.


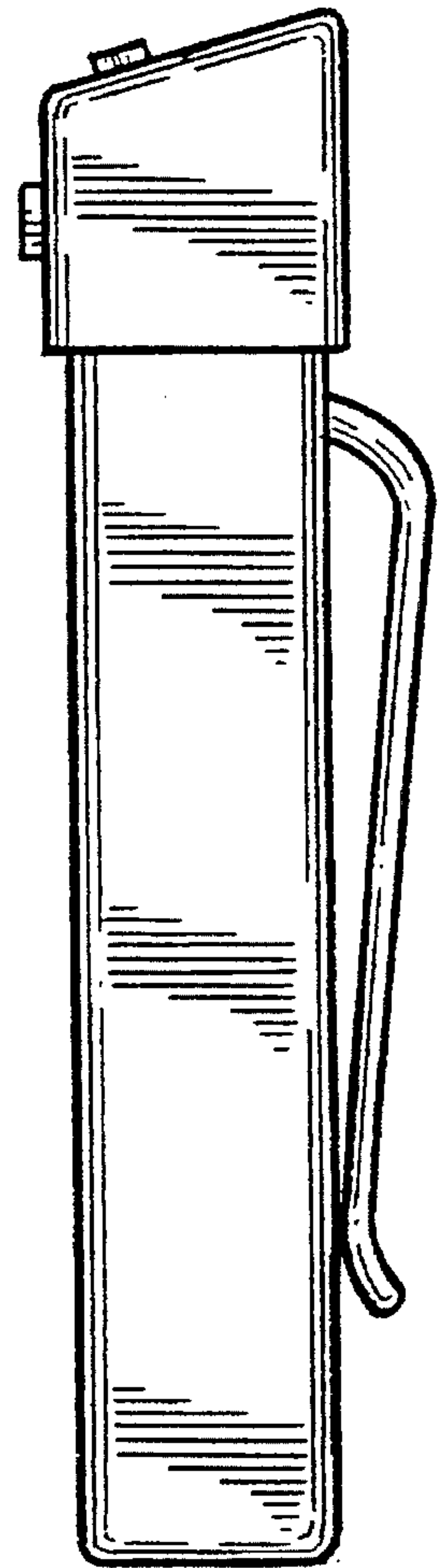


FIG. 6.