



US00D369117S

United States Patent [19]

[11] Patent Number: **Des. 369,117**

Scheufele

[45] Date of Patent: ****Apr. 23, 1996**

[54] **WATCH BRACELET**

D. 326,623	6/1992	Cowan	D11/93
D. 328,041	7/1992	Cowan	D11/93
D. 331,705	12/1992	Gueit	D10/39
D. 342,905	1/1994	Helleu	D10/39
D. 358,786	5/1995	Prout	D11/19

[76] Inventor: **Caroline Scheufele**, Les Mélézes, ch. de Trembley 30, 1197 Prangins, Switzerland

[**] Term: **14 Years**

Primary Examiner—Ralf Seifert
Attorney, Agent, or Firm—McGlew and Tuttle

[21] Appl. No.: **33,808**

[57] **CLAIM**

[22] Filed: **Jan. 20, 1995**

The ornamental design for a watch bracelet, as shown and described.

[30] **Foreign Application Priority Data**

DESCRIPTION

Sep. 22, 1994 [CH] Switzerland DMA/002640

[52] **U.S. Cl.** **D11/22**

[58] **Field of Search** D11/1-3, 19-25, D11/93-94; 63/1.1-3; D10/30; 224/175

FIG. 1 is a top view of a watch bracelet showing my new design;

FIG. 2 is a bottom view thereof;

FIG. 3 is a front view thereof;

FIG. 4 is a rear view thereof;

FIG. 5 is a right side view thereof;

FIG. 6 is a left side view thereof; and,

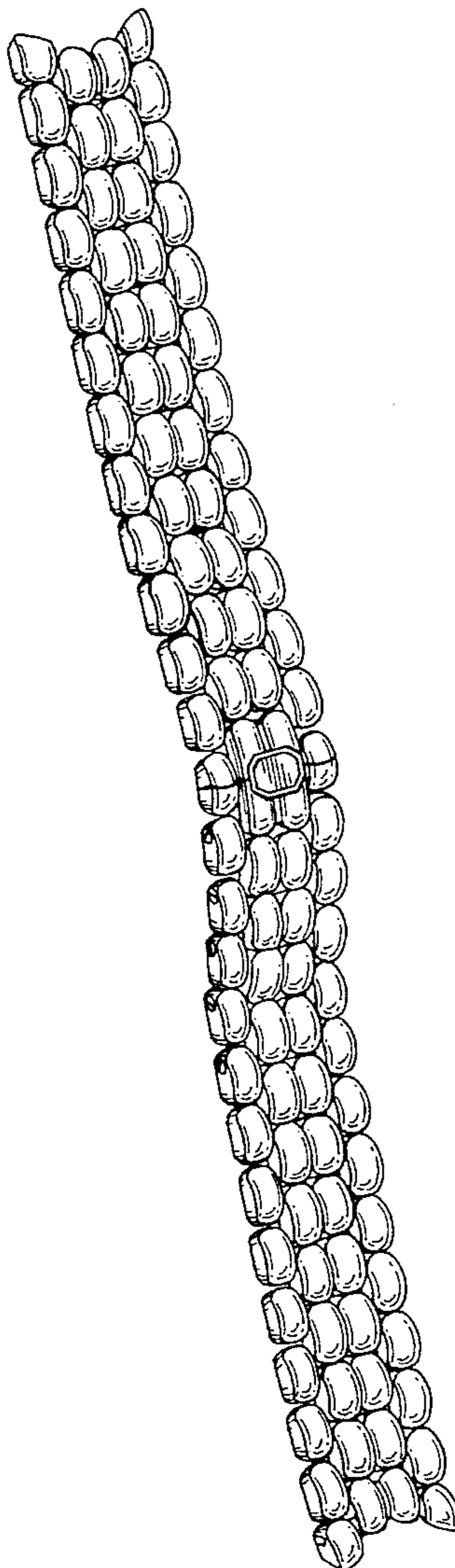
FIG. 7 is a perspective view thereof.

[56] **References Cited**

U.S. PATENT DOCUMENTS

D. 166,099	3/1952	Rodriguez	D11/22
D. 170,388	9/1953	Saccone	D11/22
D. 307,876	5/1990	Cowan	D11/25

1 Claim, 3 Drawing Sheets






FIG. 1




FIG. 2

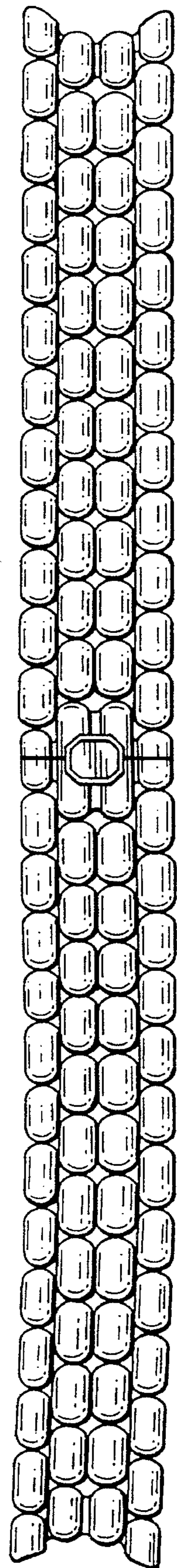


FIG. 3




FIG. 4

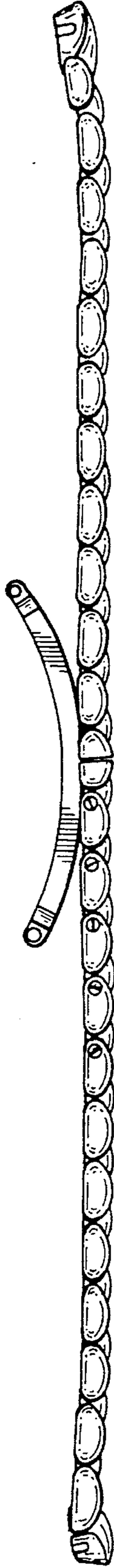


FIG. 5

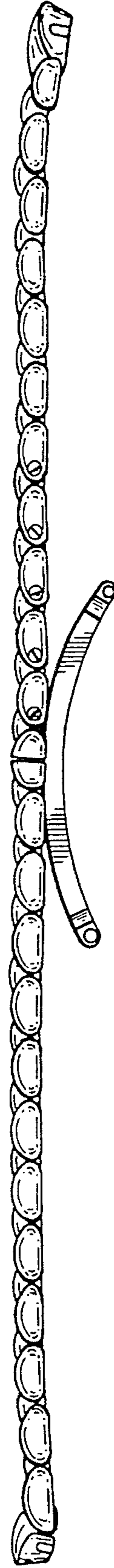


FIG. 6

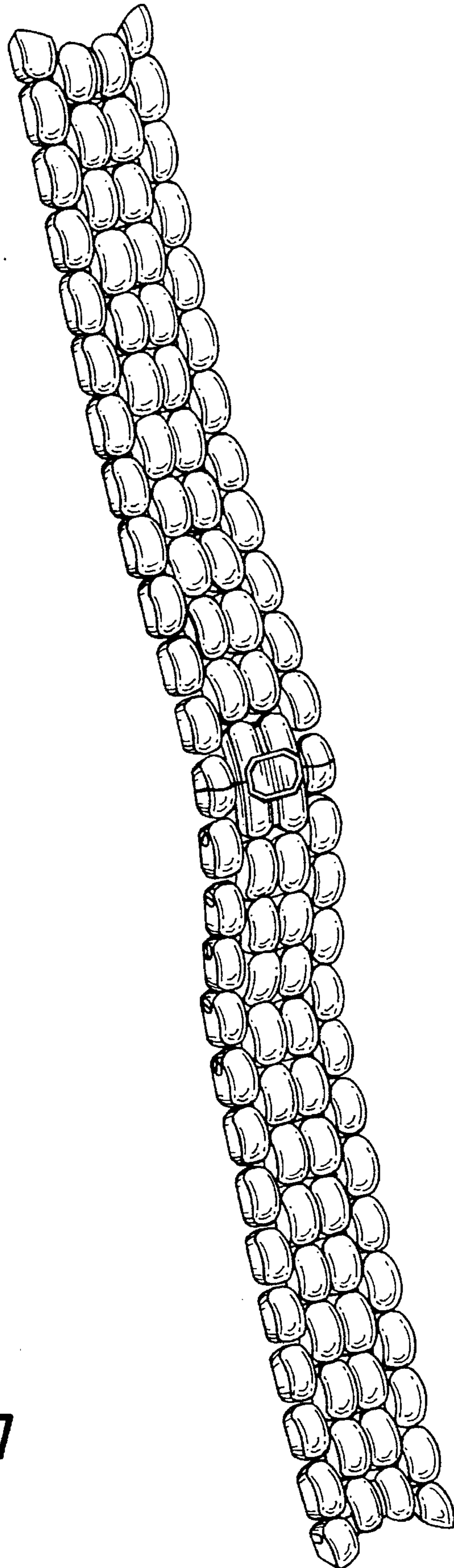


FIG. 7