



US00D369083S

**United States Patent** [19]  
**Tallman**

[11] **Patent Number: Des. 369,083**  
[45] **Date of Patent: \*\*Apr. 23, 1996**

[54] **CAM ACTION HANDLE** 4,475,415 10/1984 Yamamoto ..... 74/543

[75] Inventor: **Ronald Tallman**, Dingmans Ferry, Pa.

*Primary Examiner*—Dominic Simone  
*Attorney, Agent, or Firm*—Thomas L. Adams

[73] Assignee: **Transistor Devices Incorporated**,  
Cedar Knolls, N.J.

[57] **CLAIM**

[\*\*] Term: **14 Years**

The ornamental design for a cam action handle, as shown and described.

[21] Appl. No.: **27,699**

**DESCRIPTION**

[22] Filed: **Aug. 29, 1994**

[52] **U.S. Cl.** ..... **D8/300**

[58] **Field of Search** ..... D8/300, 302; 16/110 R,  
16/114 R, 116 R, DIG. 18, DIG. 19; 70/DIG. 73;  
74/543, 545; 81/489; 292/DIG. 6, DIG. 68

FIG. 1 is a front elevational view of a cam action handle showing my new design;  
FIG. 2 is a top plan view thereof;  
FIG. 3 is a right side elevational view thereof, the left side elevational view being a mirror image thereof;  
FIG. 4 is a bottom plan view thereof;  
FIG. 5 is a rear elevational view thereof; and,  
FIG. 6 is an axonometric view thereof.

[56] **References Cited**

**U.S. PATENT DOCUMENTS**

D. 240,394 7/1976 Geer et al. .... D8/302

**1 Claim, 2 Drawing Sheets**

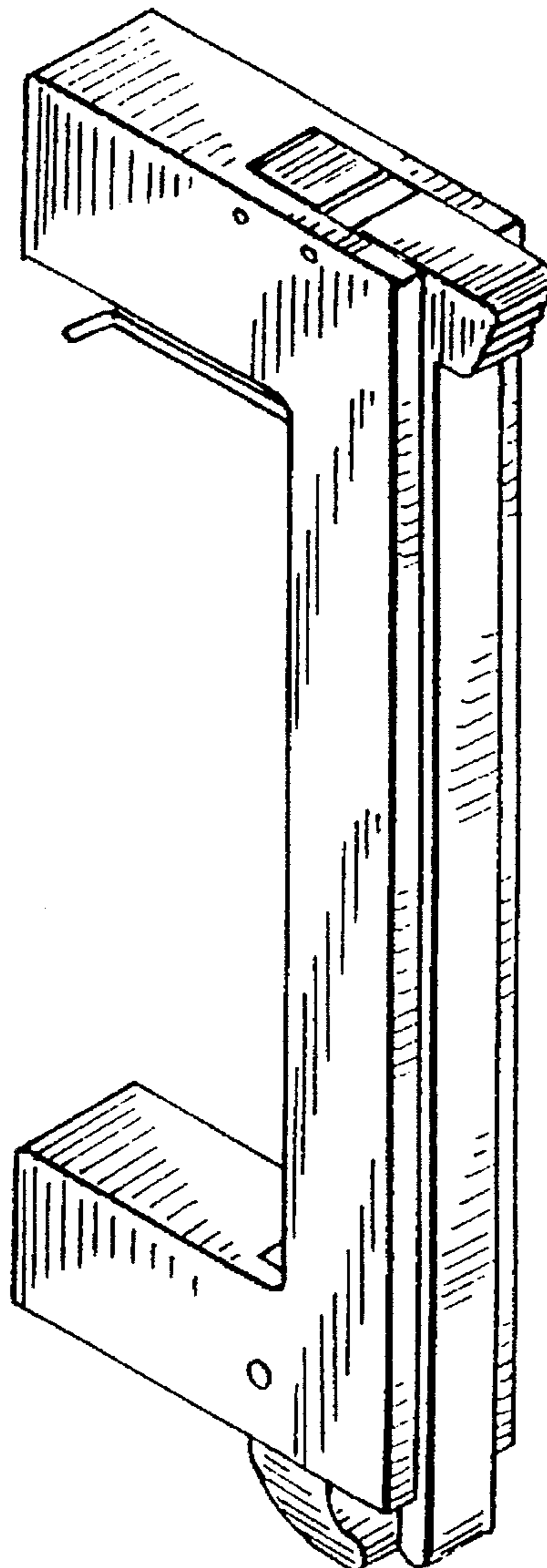


FIG. 2

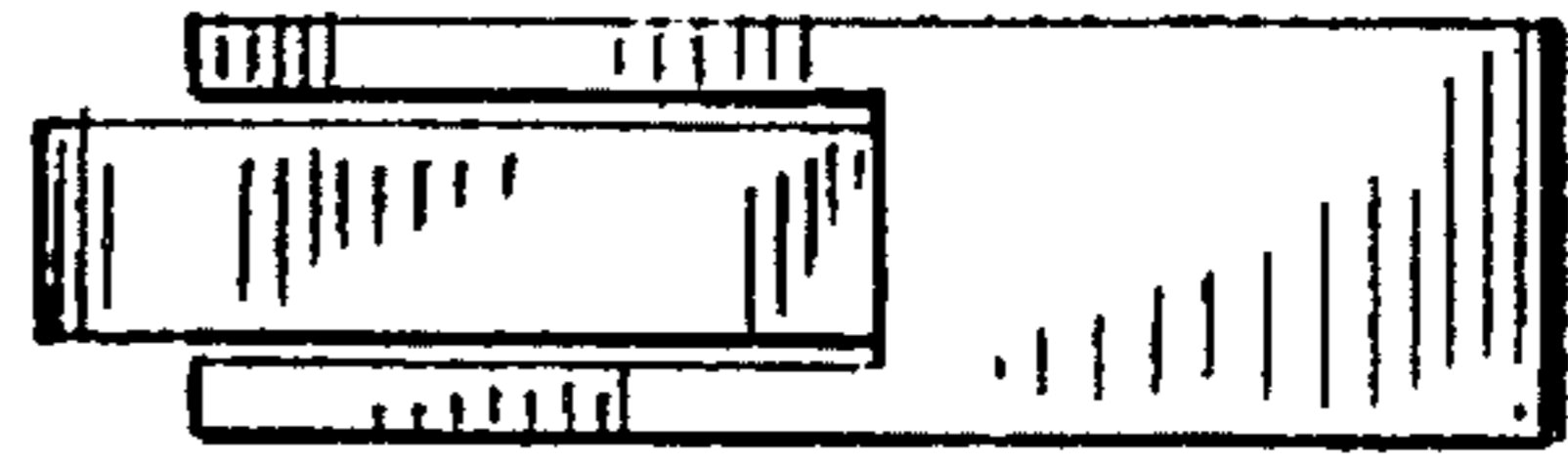


FIG. 1

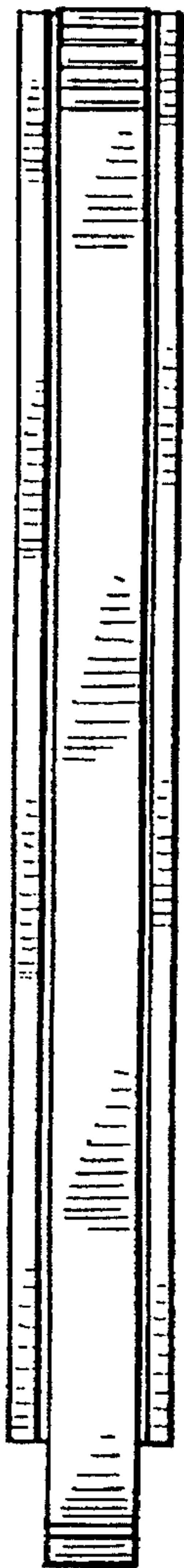


FIG. 3

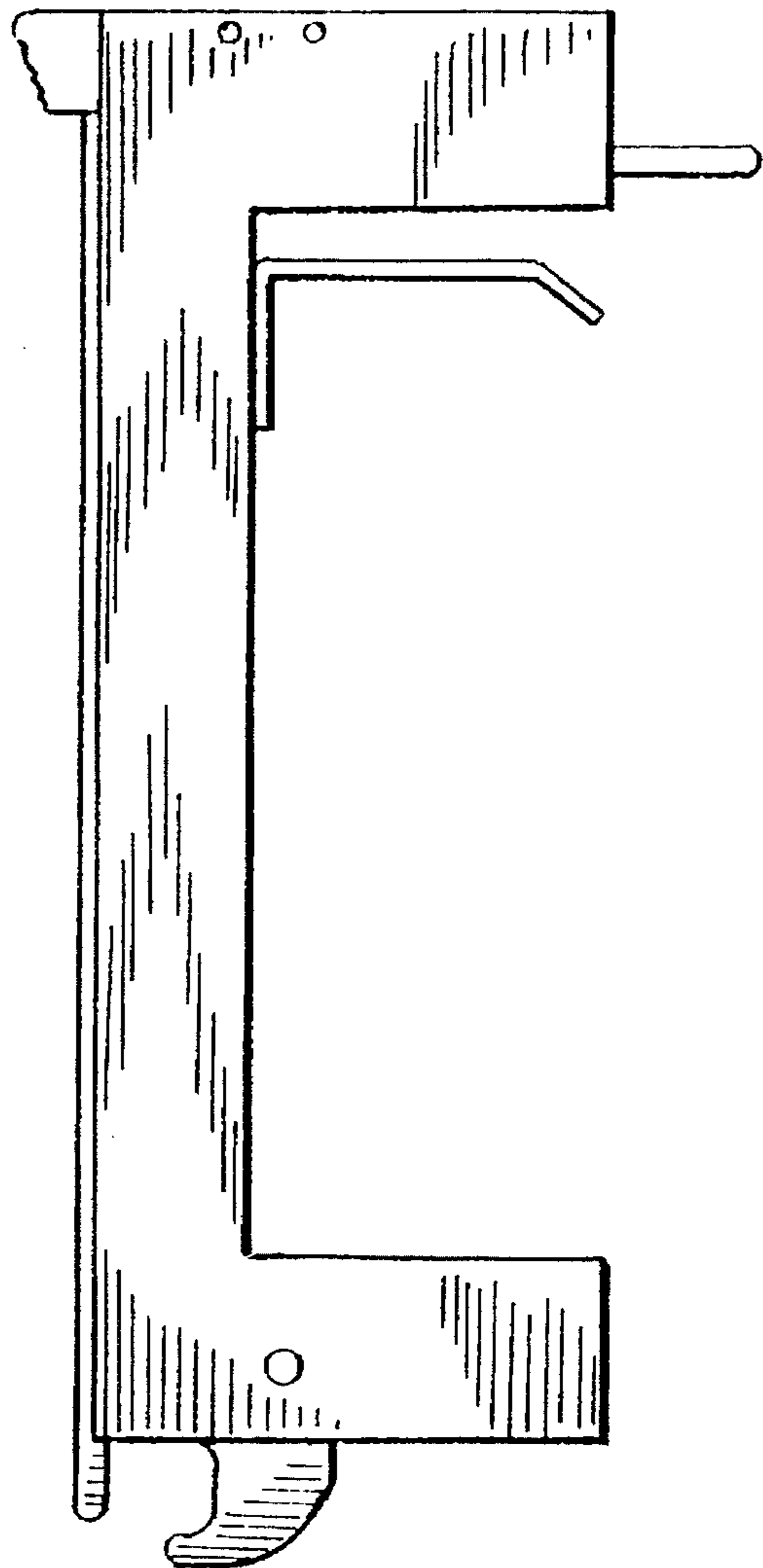


FIG. 4



FIG. 5




FIG. 6

