



US00D369079S

United States Patent [19]

Lisser

[11] Patent Number: **Des. 369,079**

[45] Date of Patent: ****Apr. 23, 1996**

[54] **BATTERY REMOVAL TOOL**

[76] Inventor: **Robert A. Lisser**, 333 S. Mock Rd.
#86, Albany, Ga. 31705

[**] Term: **14 Years**

[21] Appl. No.: **31,088**

[22] Filed: **Nov. 17, 1994**

[52] U.S. Cl. **D8/88**; D8/14

[58] Field of Search D8/14, 16, 88-89;
81/3.27, 3.29, 3.55, 3.57, 488

[56] **References Cited**

U.S. PATENT DOCUMENTS

- D. 246,761 12/1977 Kelley et al. .
- D. 272,516 2/1984 Ohno .
- D. 282,344 1/1986 Wilcox D8/88 X
- D. 290,085 6/1987 Foshee .
- D. 307,863 5/1990 Boag .

- D. 355,573 2/1995 Ortiz D8/14
- D. 363,009 10/1995 Culp D8/14 X
- 3,541,818 11/1970 Dana .

Primary Examiner—Brian N. Vinson

[57] **CLAIM**

The ornamental design for the battery removal tool, as shown and described.

DESCRIPTION

FIG. 1 is a front elevational view of the battery removal tool showing my new design;
 FIG. 2 is a rear elevational view thereof;
 FIG. 3 is an enlarged right side elevational view thereof;
 FIG. 4 is an enlarged left side elevational view thereof;
 FIG. 5 is a top plan view thereof; and,
 FIG. 6 is a bottom plan view thereof.

1 Claim, 3 Drawing Sheets

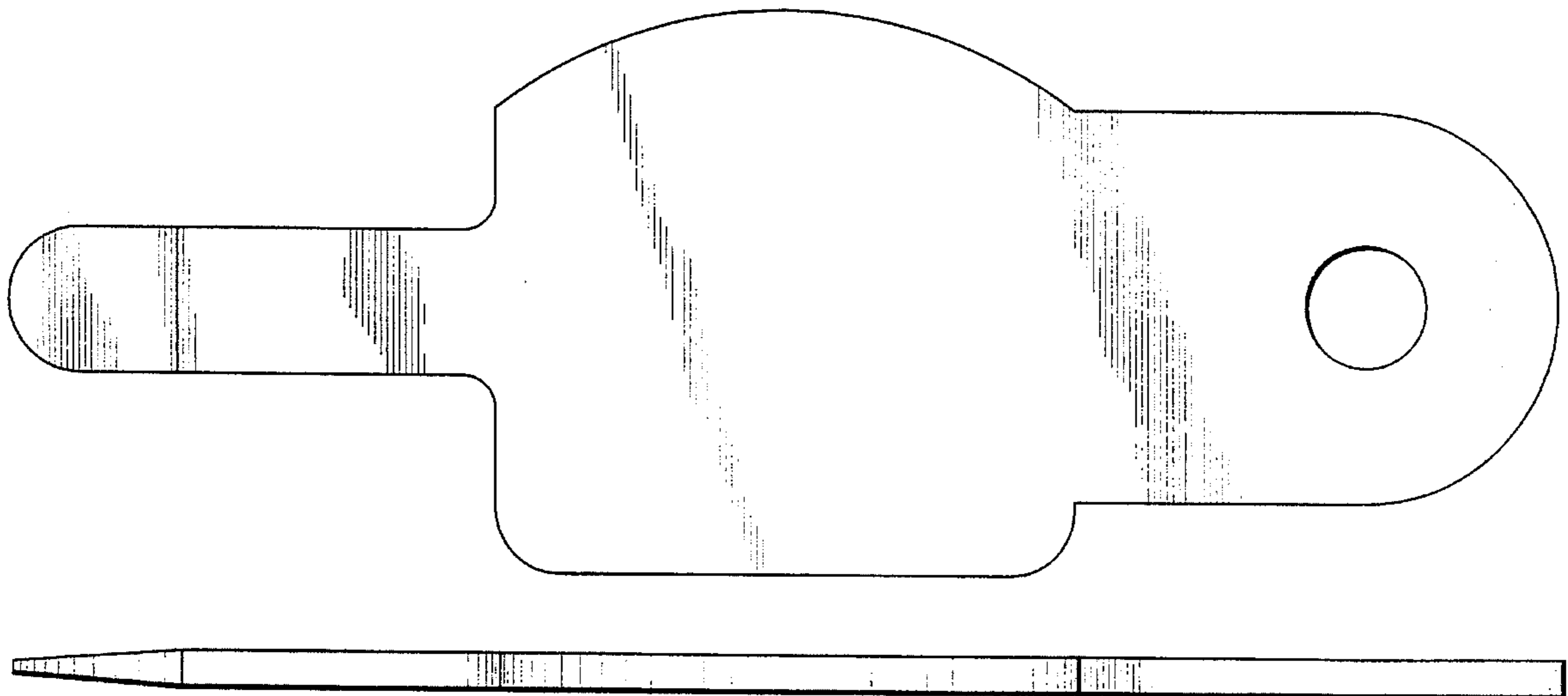


FIG. 1

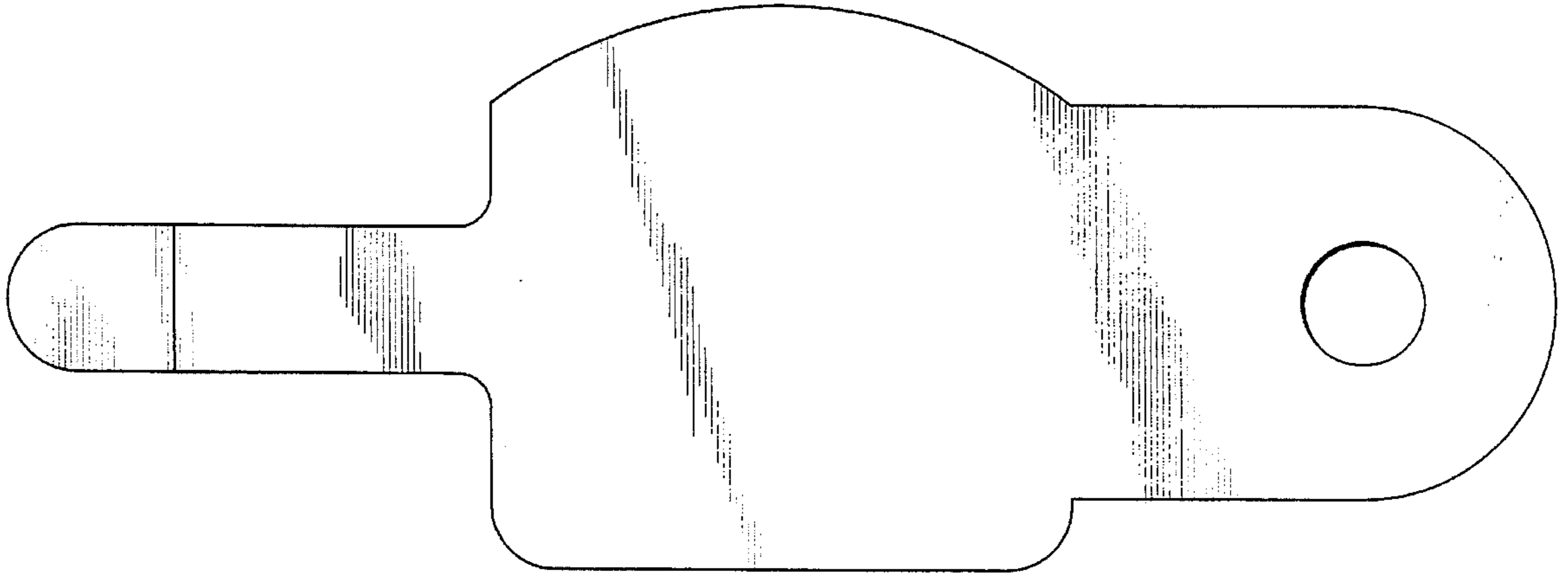


FIG. 2

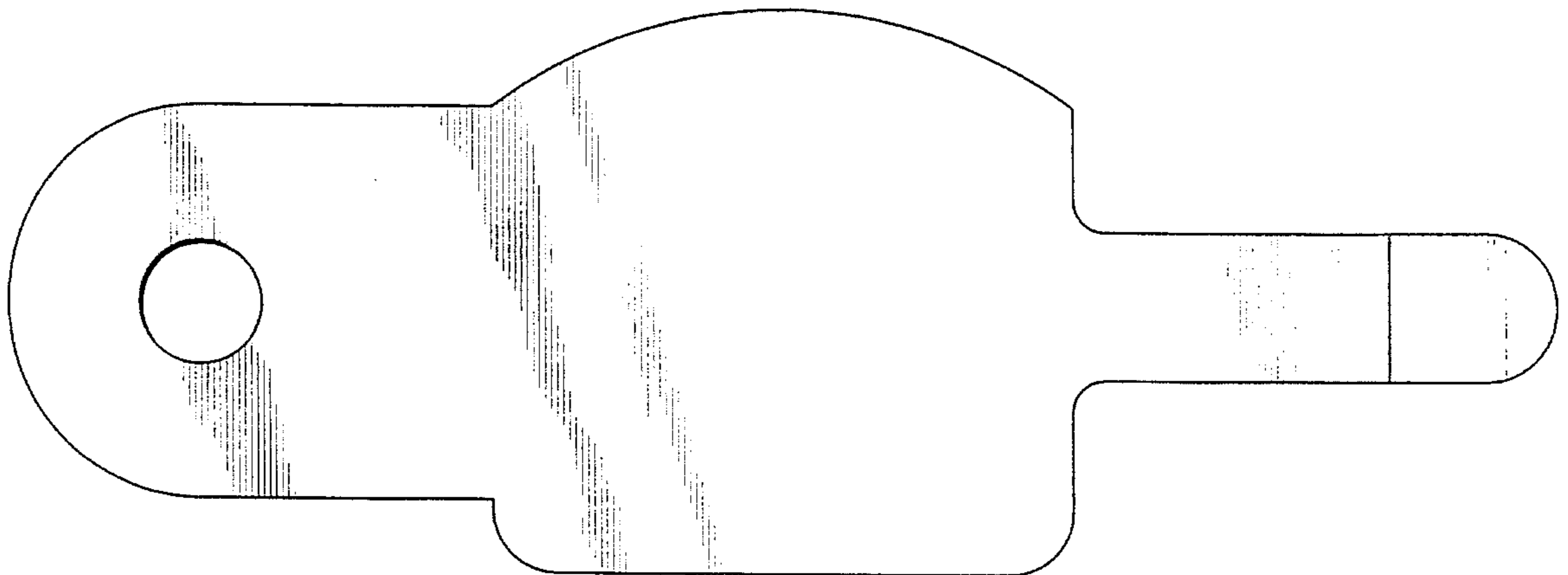


FIG. 3



FIG. 4



FIG. 5




FIG. 6

