



US00D369073S

# United States Patent [19]

[11] **Patent Number: Des. 369,073**

**Sun**

[45] **Date of Patent: \*\*Apr. 23, 1996**

[54] **HARROW**

4,219,993 9/1980 Cosmos ..... 56/400.17

[76] Inventor: **Han-Chin Sun**, No. 53, Lane 45, Tung An Road, Tien Chung Town, Changhua, Taiwan

*Primary Examiner*—A. Hugo Word  
*Assistant Examiner*—Holly Baynham  
*Attorney, Agent, or Firm*—Beveridge, DeGrandi, Weilacher & Young

[\*\*] Term: **14 Years**

[57] **CLAIM**

[21] Appl. No.: **33,340**

The ornamental design for a harrow, shown and described.

[22] Filed: **Jan. 10, 1995**

**DESCRIPTION**

[52] U.S. Cl. .... **D8/13**

[58] Field of Search ..... D8/13; 56/400.01, 56/400.04-400.21


FIG. 1 is a front elevational view of a harrow design; FIG. 2 is a rear elevational view thereof; FIG. 3 is a left side elevational view thereof; FIG. 4 is a right side elevational view thereof; FIG. 5 is a top plan view thereof; FIG. 6 is a bottom plan view thereof; and, FIG. 7 is a perspective view thereof.

[56] **References Cited**

**U.S. PATENT DOCUMENTS**

- D. 233,305 10/1974 Eads ..... D8/13
- D. 293,196 12/1987 Germain et al. .... D8/13
- D. 350,052 8/1994 Sun ..... D8/13

**1 Claim, 5 Drawing Sheets**



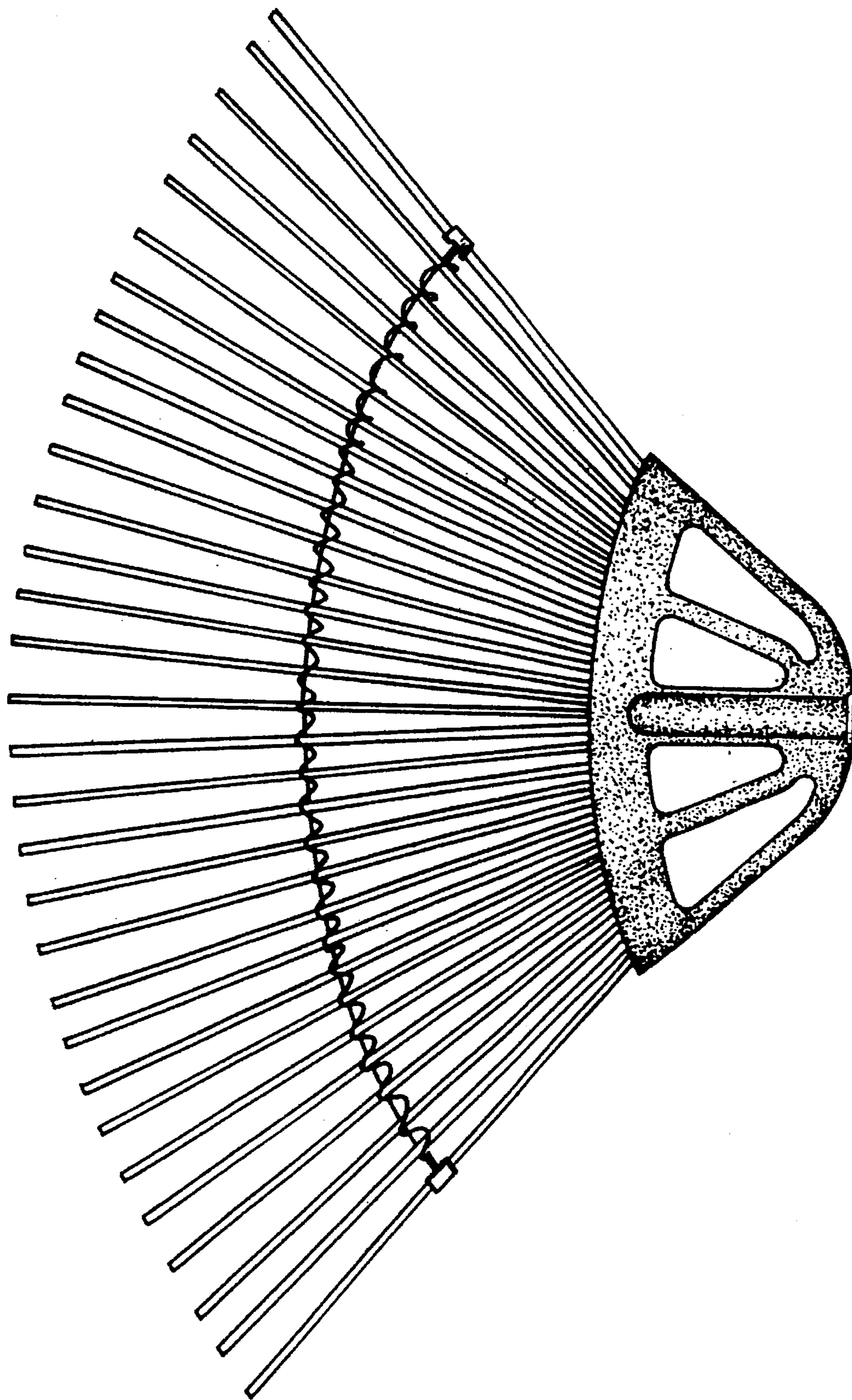


FIG. 1

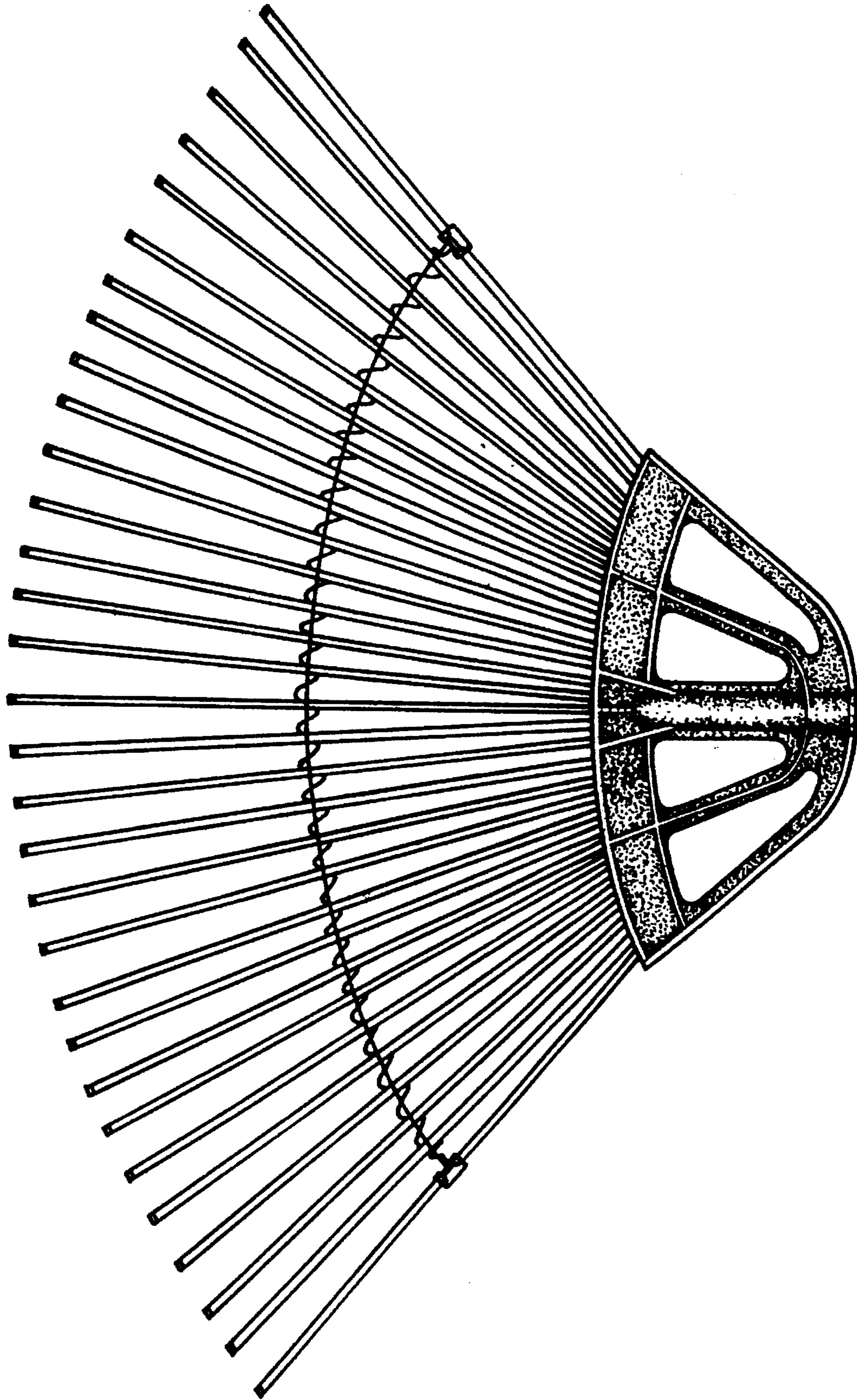


FIG. 2



FIG. 4



FIG. 3

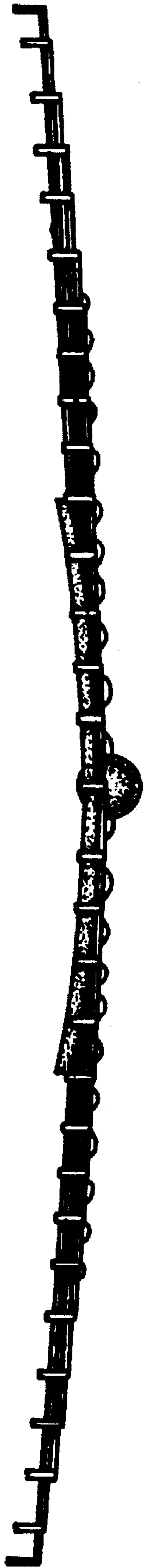


FIG. 5




FIG. 6

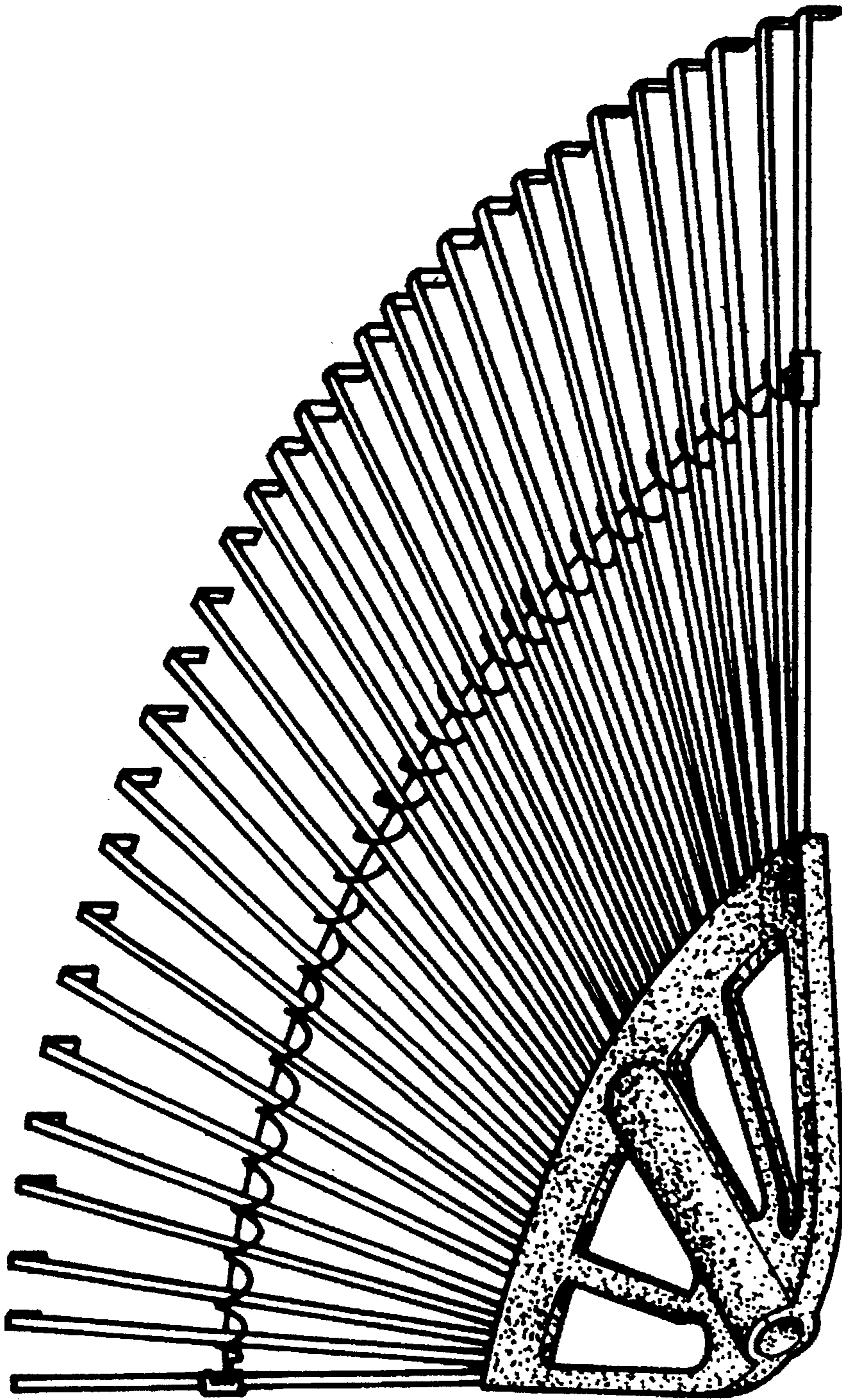


FIG. 7