



US00D369062S

United States Patent [19]
Holbrook, Jr.

[11] **Patent Number: Des. 369,062**
[45] **Date of Patent: **Apr. 23, 1996**

[54] **GRATE**

[75] Inventor: **Richard M. Holbrook, Jr.**, Pasadena, Calif.

[73] Assignee: **Thermador Corporation**, Los Angeles, Calif.

[**] Term: **14 Years**

[21] Appl. No.: **33,970**

[22] Filed: **Jan. 24, 1995**

[52] U.S. Cl. **D7/408**

[58] Field of Search D7/408, 363; 126/211; D23/397, 346, 347; 99/402, 385, 403

[56] **References Cited**

U.S. PATENT DOCUMENTS

D. 68,133	9/1925	Cooney	D7/408
D. 187,771	4/1960	Poracki	D7/346
D. 209,436	11/1967	Myler	D7/408
223,634	1/1880	Collins	D7/408 X
D. 289,487	4/1987	Schultz	D7/346
1,475,466	11/1923	Wilkinson	126/214 C
1,827,816	10/1931	Innicki	126/211
2,005,242	6/1935	Rogers	126/214 C
2,594,215	4/1952	Resek	126/211
2,778,356	1/1957	Pugach	126/211

FOREIGN PATENT DOCUMENTS

806527	11/1927	Australia	126/214
33506	2/1908	Austria	126/211
493149	4/1954	Italy	126/211

OTHER PUBLICATIONS

Sweets Homebuilding and Remodeling: Kitchens vol. 2 1994.

Sweets Home Building and Remodeling: Kitchens Restaurants vol. 13 1994.

Primary Examiner—Louis S. Zarfes

Assistant Examiner—Frank Martinez

Attorney, Agent, or Firm—Leon E. Redman; Malcolm L. Sutherland

[57] **CLAIM**

The ornamental design for a grate, as shown and described.

DESCRIPTION

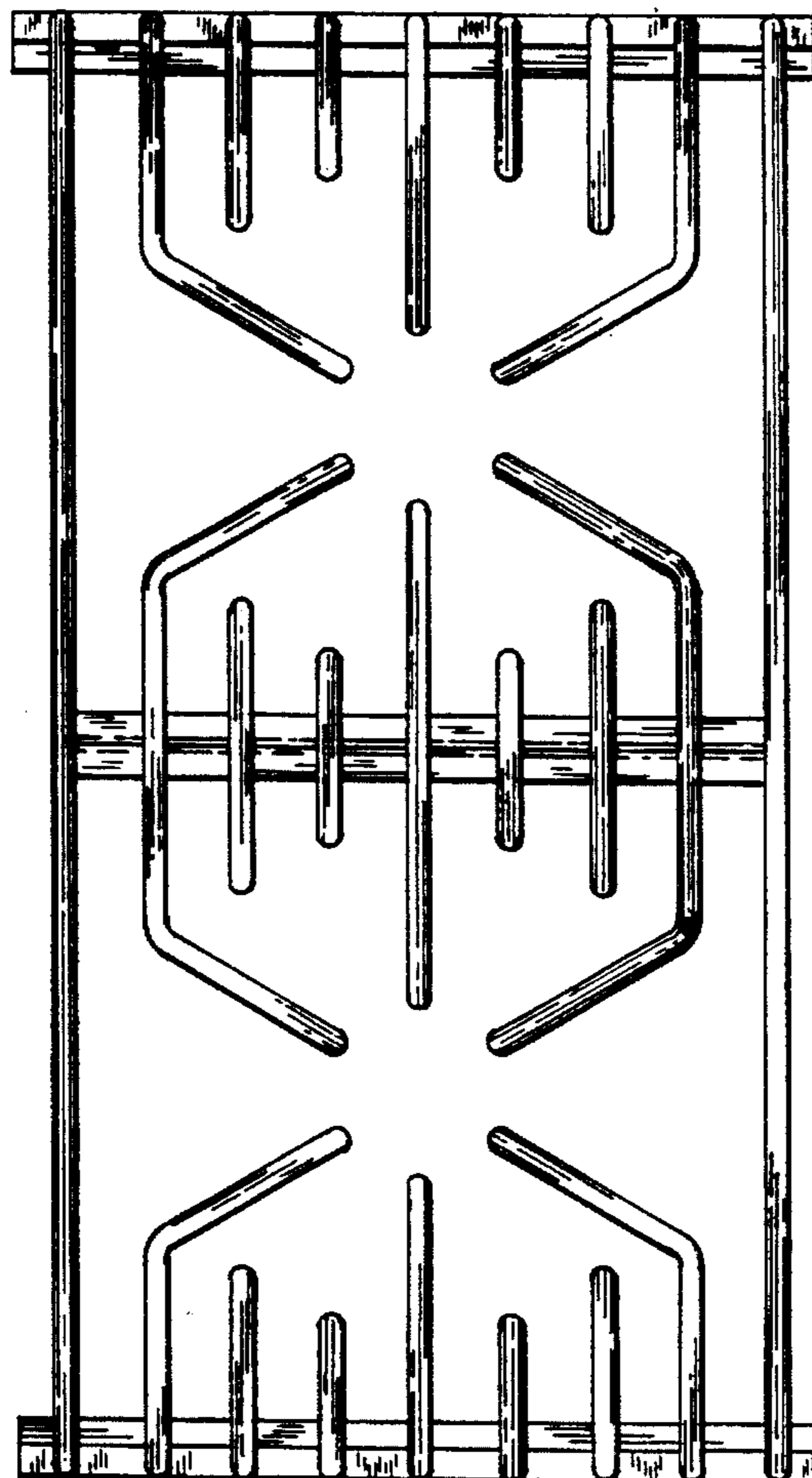
FIG. 1 is a perspective view of a grate showing my new design. The broken lines are for illustrative purposes only and form no part of the claimed design;

FIG. 2 is a top plan view thereof;

FIG. 3 is a front elevational view thereof, the rear being a mirror image of the front shown; and,

FIG. 4 is a left side view thereof, the opposite side being a mirror image of the side shown.

1 Claim, 2 Drawing Sheets



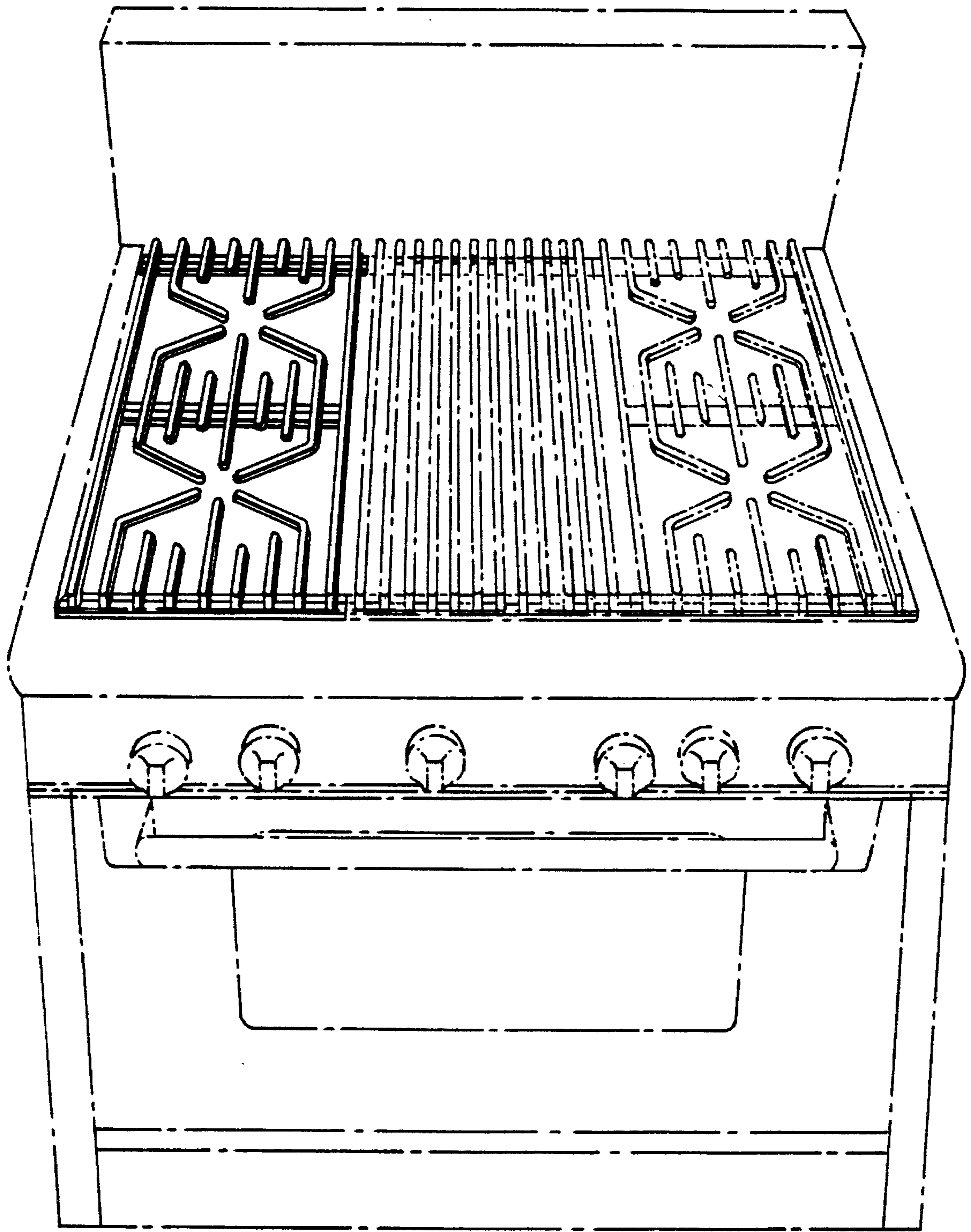


Fig. 1.

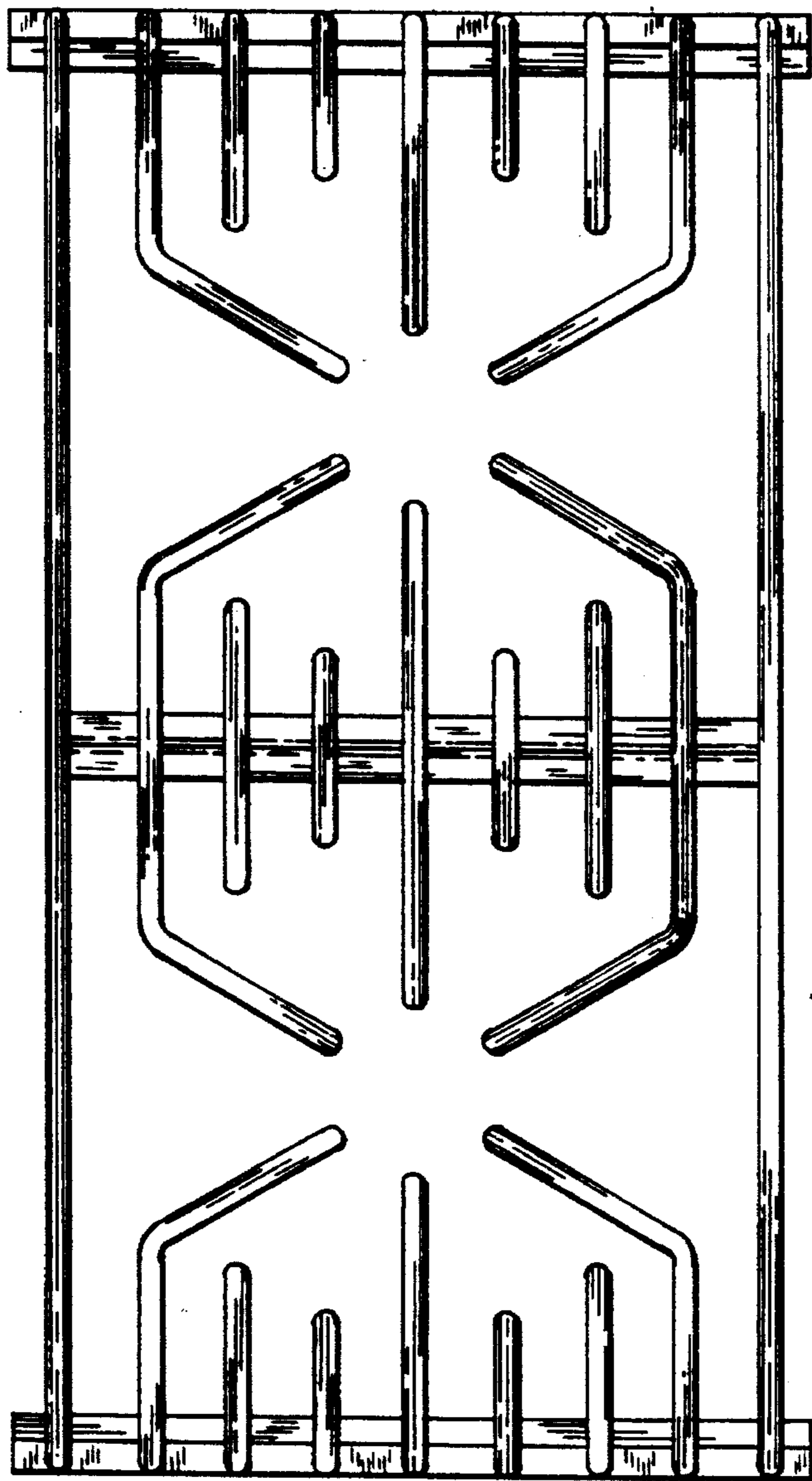


FIG. 2.



FIG. 3.

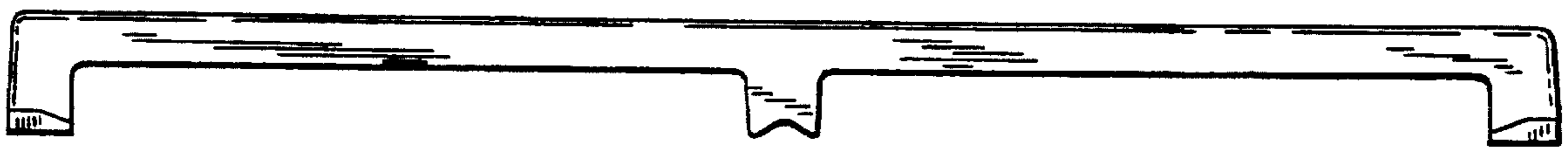


FIG. 4.