



US00D369060S

**United States Patent** [19]  
**Frisell**

[11] **Patent Number: Des. 369,060**  
[45] **Date of Patent: \*\*Apr. 23, 1996**

[54] **FOOD PREPARING MACHINE**

D. 284,633 7/1986 Viancin ..... D7/379  
D. 301,824 6/1989 Machuron ..... D7/384  
D. 345,080 3/1994 Piret ..... D7/376 X

[75] Inventor: **Carl-Gustaf Frisell**, Stockholm, Sweden

*Primary Examiner*—Alan P. Douglas  
*Assistant Examiner*—Caron D. Veynar  
*Attorney, Agent, or Firm*—Pearne, Gordon, McCoy & Granger

[73] Assignee: **Aktiebolaget Electrolux**, Stockholm, Sweden

[\*\*] Term: **14 Years**

[57] **CLAIM**

[21] Appl. No.: **37,481**

The ornamental design for a food preparing machine, as shown and described.

[22] Filed: **Apr. 13, 1995**

[30] **Foreign Application Priority Data**

**DESCRIPTION**

Oct. 18, 1994 [SE] Sweden ..... 942071

[52] **U.S. Cl.** ..... **D7/379; D7/376**

[58] **Field of Search** ..... D7/376-379, 384, D7/386, 412, 413, 415; 241/37.5, 101.1, 199, 12, 282.1, 282.2, 92, 93; 366/129, 130, 197, 199, 204, 205, 314


FIG. 1 is a perspective view of a food preparing machine, showing my new design;  
FIG. 2 is a left hand side view thereof;  
FIG. 3 is a right hand side view thereof;  
FIG. 4 is a front view thereof;  
FIG. 5 is a rear view thereof;  
FIG. 6 is a top plan view thereof; and,  
FIG. 7 is a bottom view thereof.

[56] **References Cited**

**U.S. PATENT DOCUMENTS**

D. 126,657 4/1941 Lenning ..... D7/379

**1 Claim, 7 Drawing Sheets**






Fig.1

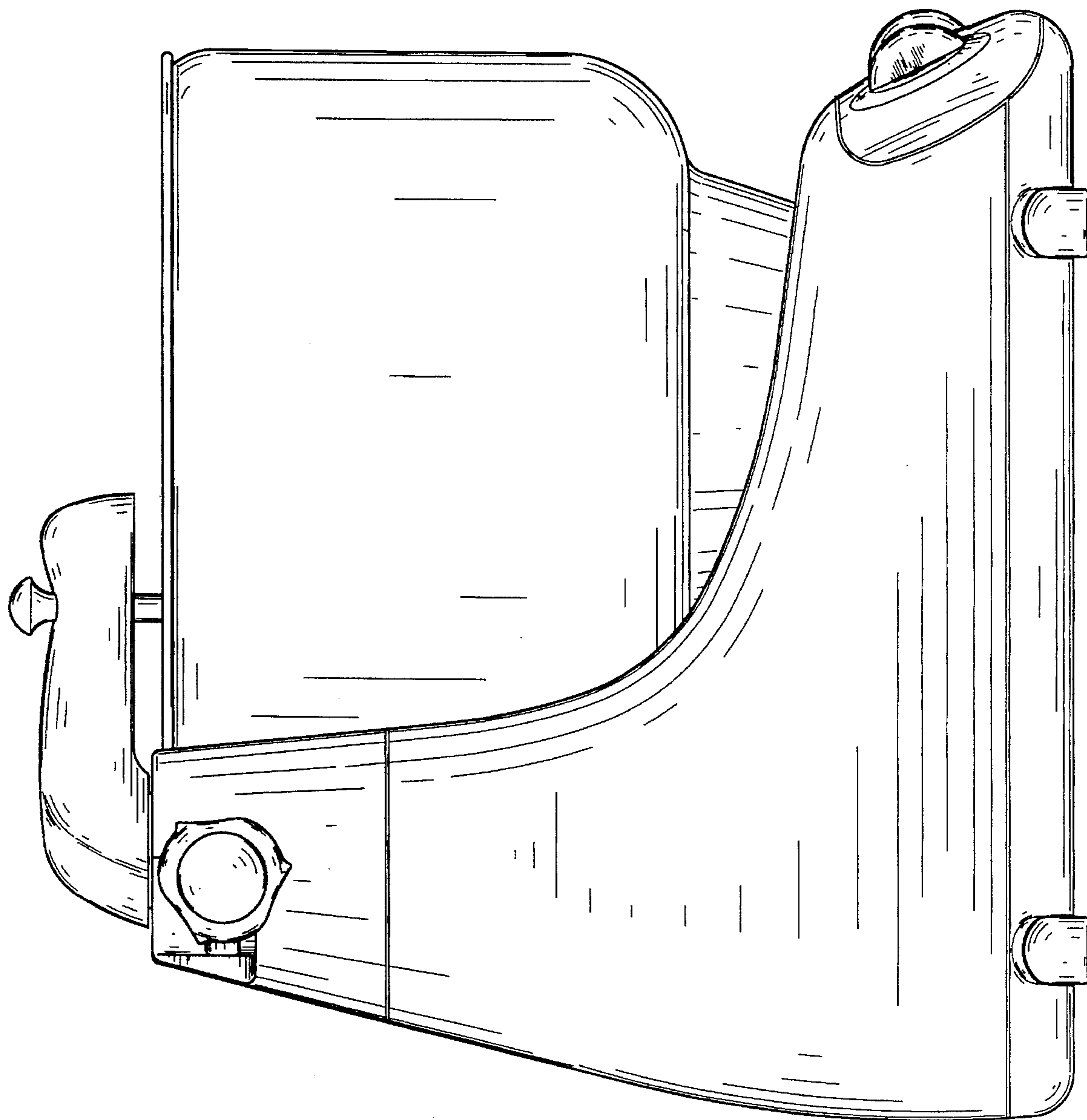


Fig.2

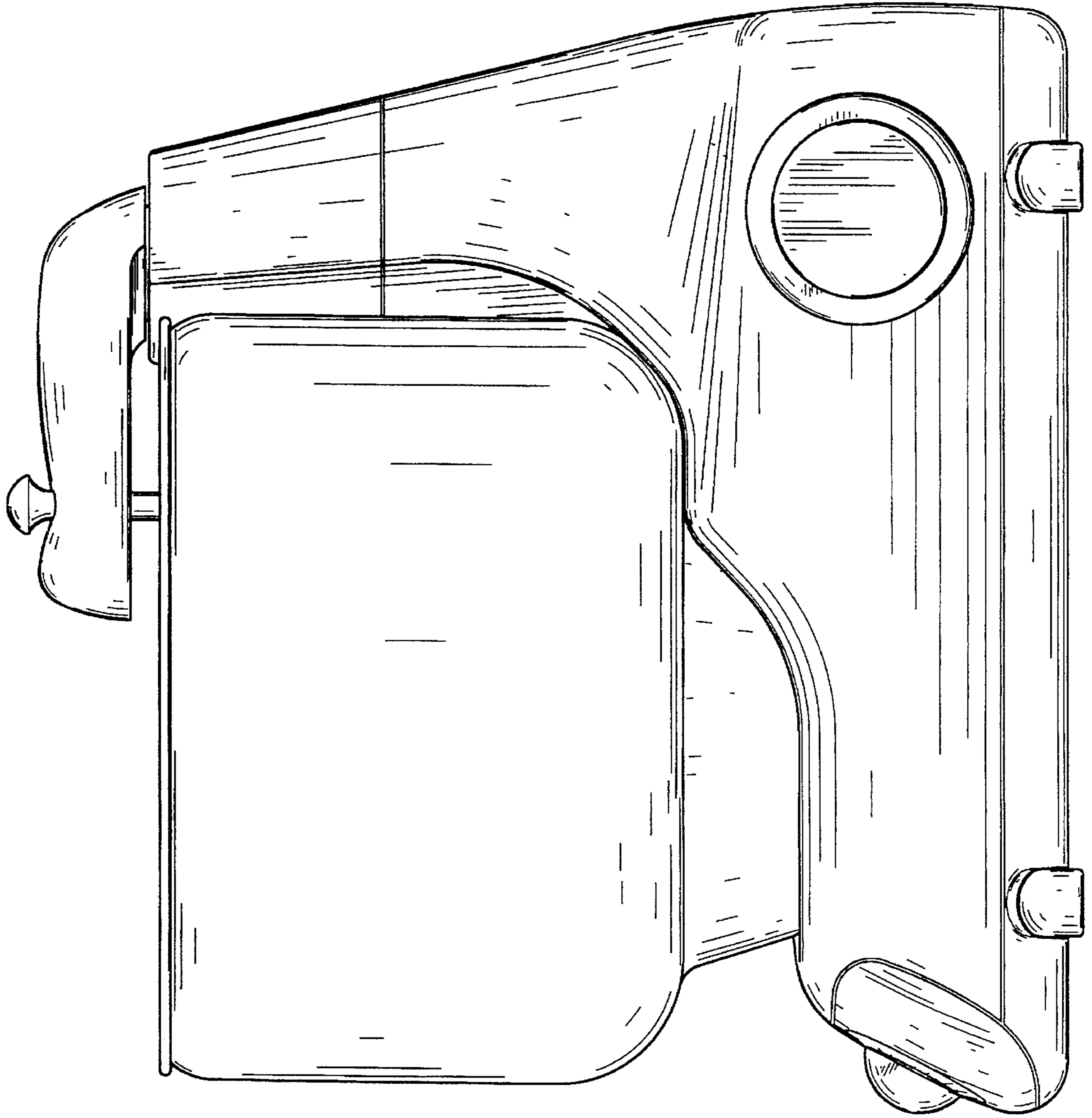


Fig.3




Fig.4

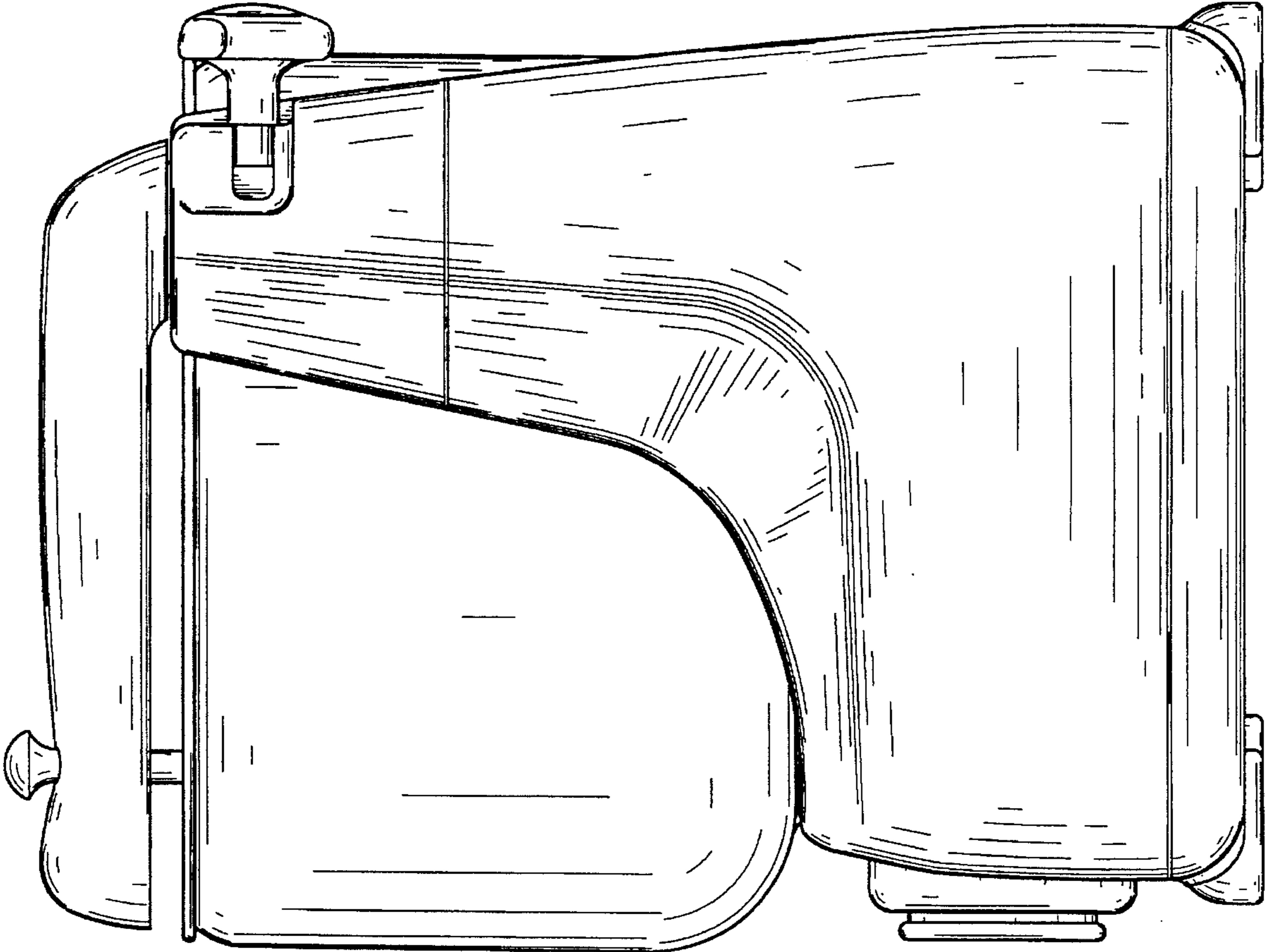


Fig.5




Fig.6

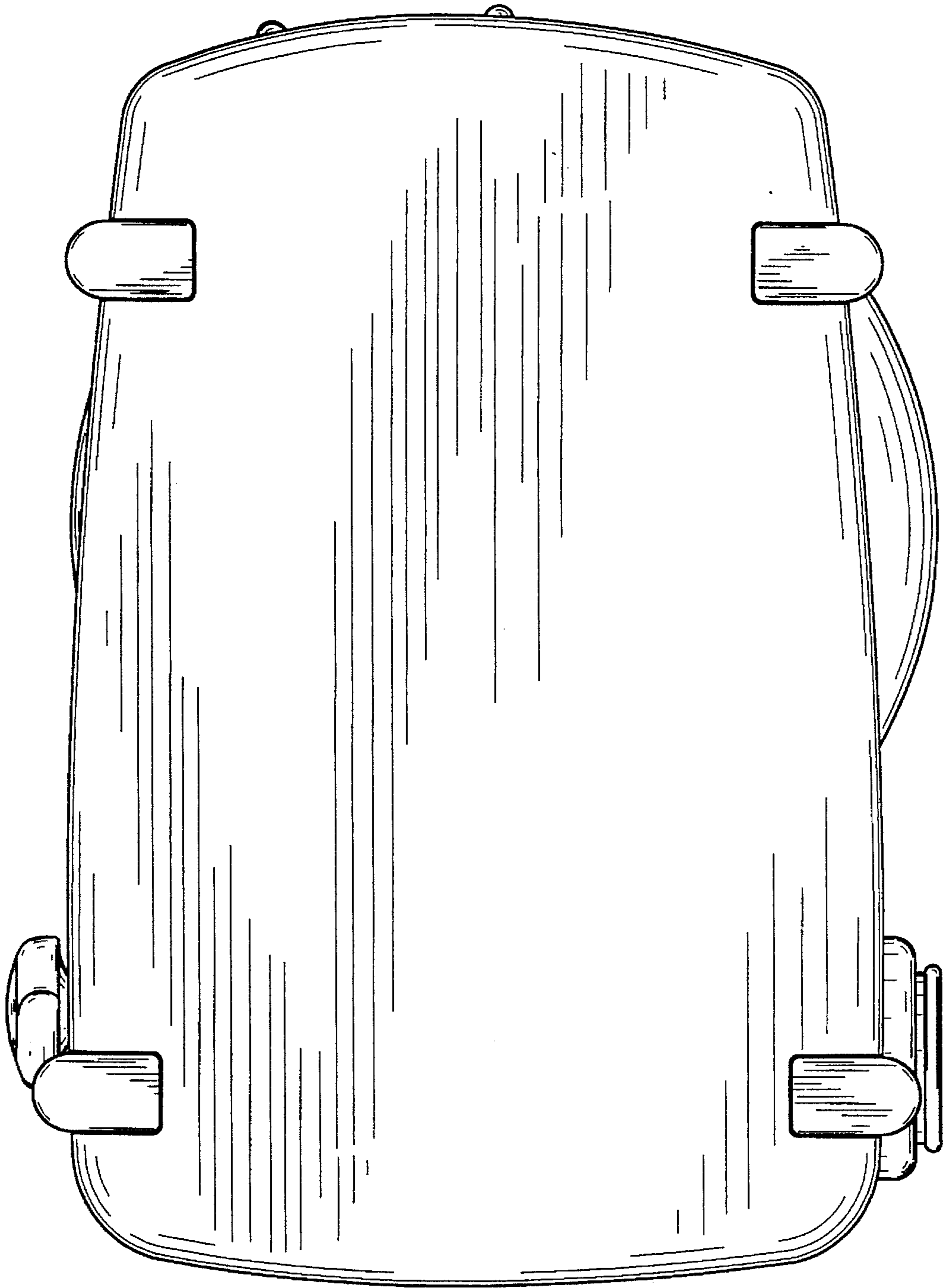


Fig.7