



US00D369059S

United States Patent [19] Carnovali

[11] Patent Number: **Des. 369,059**

[45] Date of Patent: ****Apr. 23, 1996**

[54] **ELECTRIC GRILL FOR DOMESTIC USE**

[75] Inventor: **Roberto Carnovali**, Rescaldina, Italy

[73] Assignee: **Robert Krups GmbH & Co. KG**, Solingen, Germany

[**] Term: **14 Years**

[21] Appl. No.: **30,177**

[22] Filed: **Oct. 21, 1994**

[30] **Foreign Application Priority Data**

Apr. 21, 1994 [FR] France 942342

[52] **U.S. Cl.** **D7/362; D7/363**

[58] **Field of Search** **D7/346, 363, 213, D7/405, 381, 406; 99/337, 645**

[56] **References Cited**

U.S. PATENT DOCUMENTS

D. 204,221	3/1966	Rawald	D7/346
D. 326,030	5/1992	Silver	D7/362
D. 340,163	10/1993	Howard et al.	D7/363
D. 351,083	10/1994	Obrien et al.	D7/363

OTHER PUBLICATIONS

Home Appliance Builder Jul. 1964 p. 12 At upper left.
Merchandising Week Jan. 1965 p. 24 At upper right.
Hammacher Schlemmer Fall 1995 At p. 40 At upper left.

Merchandising Week Jan. 1965 At p. 24 At upper right and left.

Primary Examiner—Louis S. Zarfes
Assistant Examiner—Frank Martinez
Attorney, Agent, or Firm—Young & Thompson

[57] **CLAIM**

The ornamental design for an electric grill for domestic use, as shown.

DESCRIPTION

FIG. 1 is a top, front and side perspective view of an electric grill for domestic use, showing my new design;

FIG. 2 is a front elevational view thereof;

FIG. 3 is a side elevational view thereof from the left of FIG. 2;


FIG. 4 is a side elevational view thereof from the right of FIG. 2;

FIG. 5 is a rear elevational view thereof;

FIG. 6 is a top plan view thereof; and,

FIG. 7 is a bottom plan view thereof.

1 Claim, 7 Drawing Sheets






FIG. 1




FIG. 2



FIG. 3




FIG. 4




FIG. 5




FIG. 6




FIG. 7