



US00D369051S

# United States Patent [19]

[11] Patent Number: **Des. 369,051**

Marcoux

[45] Date of Patent: **\*\*Apr. 23, 1996**

[54] **DISPENSER FOR PREPARATIONS IN TUBES**

*Attorney, Agent, or Firm*—David L. Baker; Rhodes & Ascolillo

[76] Inventor: **Richard I. Marcoux**, 2425 Kalama, Royal Oak, Mich. 48067

[57] **CLAIM**

[\*\*] Term: **14 Years**

The ornamental design for a dispenser for preparations in tubes, as shown and described.

[21] Appl. No.: **37,784**

**DESCRIPTION**

[22] Filed: **Apr. 20, 1995**

[52] U.S. Cl. .... **D6/541**

[58] Field of Search ..... D6/541; 222/101, 222/103, 105; 206/277; 248/108

FIG. 1 is a perspective view of a dispenser for preparations in tubes showing my new design therefor. The broken line drawing representing the protruding neck of a tube is for purposes of illustration and forms no part of my design; the broken line lettering on this and other views is for purposes of illustration of placement of indicia and forms no part of my design.

[56] **References Cited**

**U.S. PATENT DOCUMENTS**

D. 217,263	4/1970	Manning	.....	D6/541
D. 313,136	12/1990	Everett et al.	.....	D6/541
D. 335,991	6/1993	Roberts et al.	.....	D6/541
4,010,873	3/1977	Mardirossian	.....	222/101
4,015,750	4/1977	Wilston	.....	222/103

FIG. 2 is a front elevational view;

FIG. 3 is a rear elevational view;

FIG. 4 is a top plan view;

FIG. 5 is a right side elevational view, the left side elevational view being a mirror image thereof; and,

FIG. 6 is a bottom plan view.

*Primary Examiner*—Brian N. Vinson

**1 Claim, 3 Drawing Sheets**

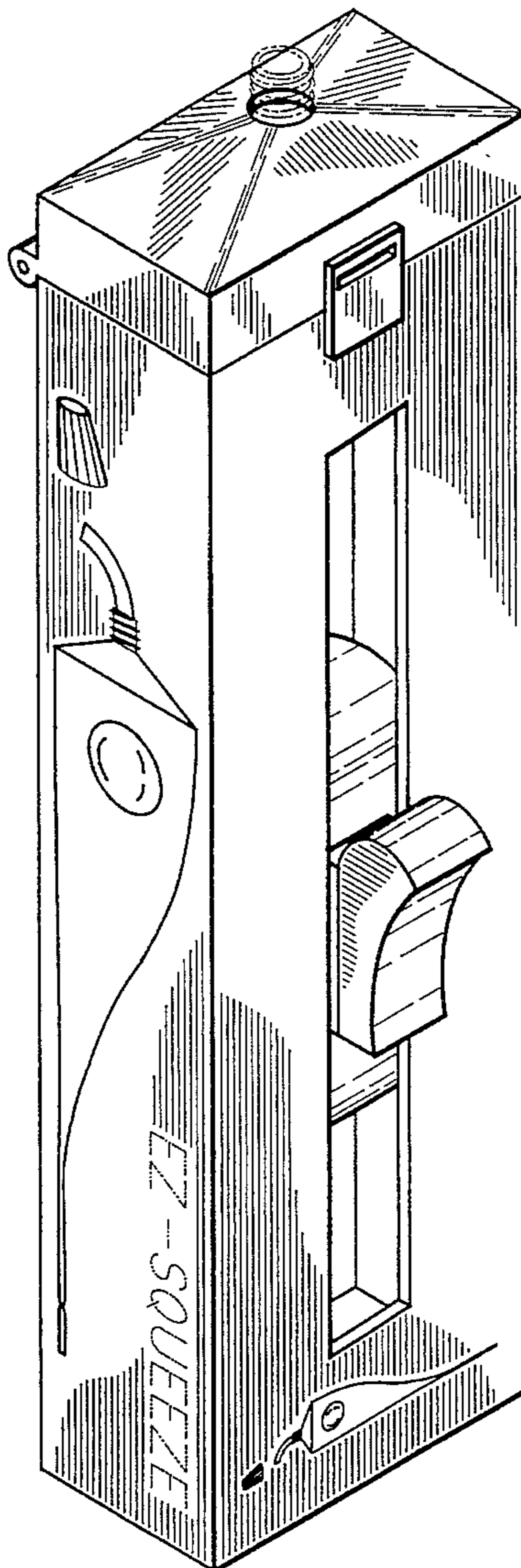


FIG. 1

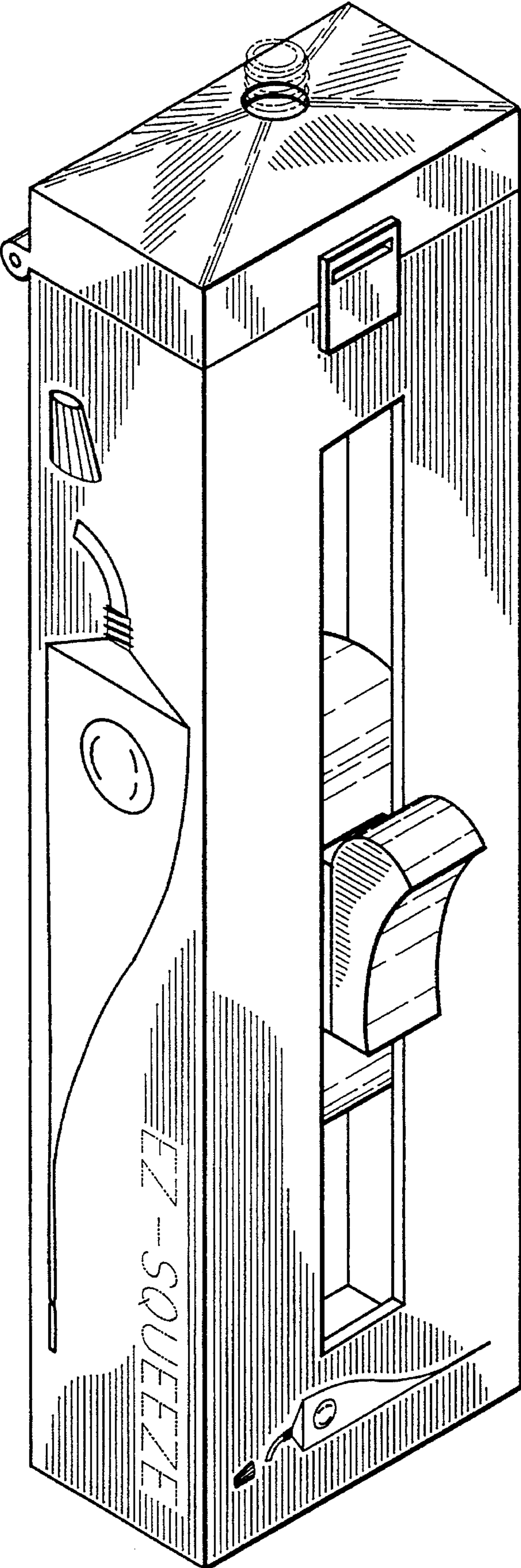


FIG. 2




FIG. 3

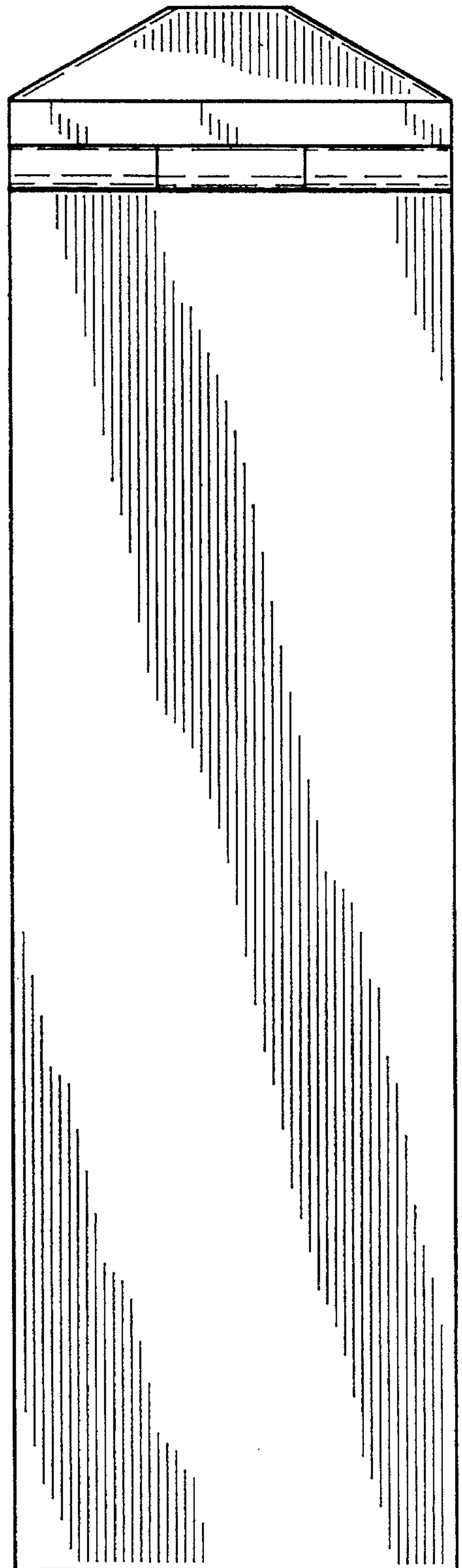


FIG. 4

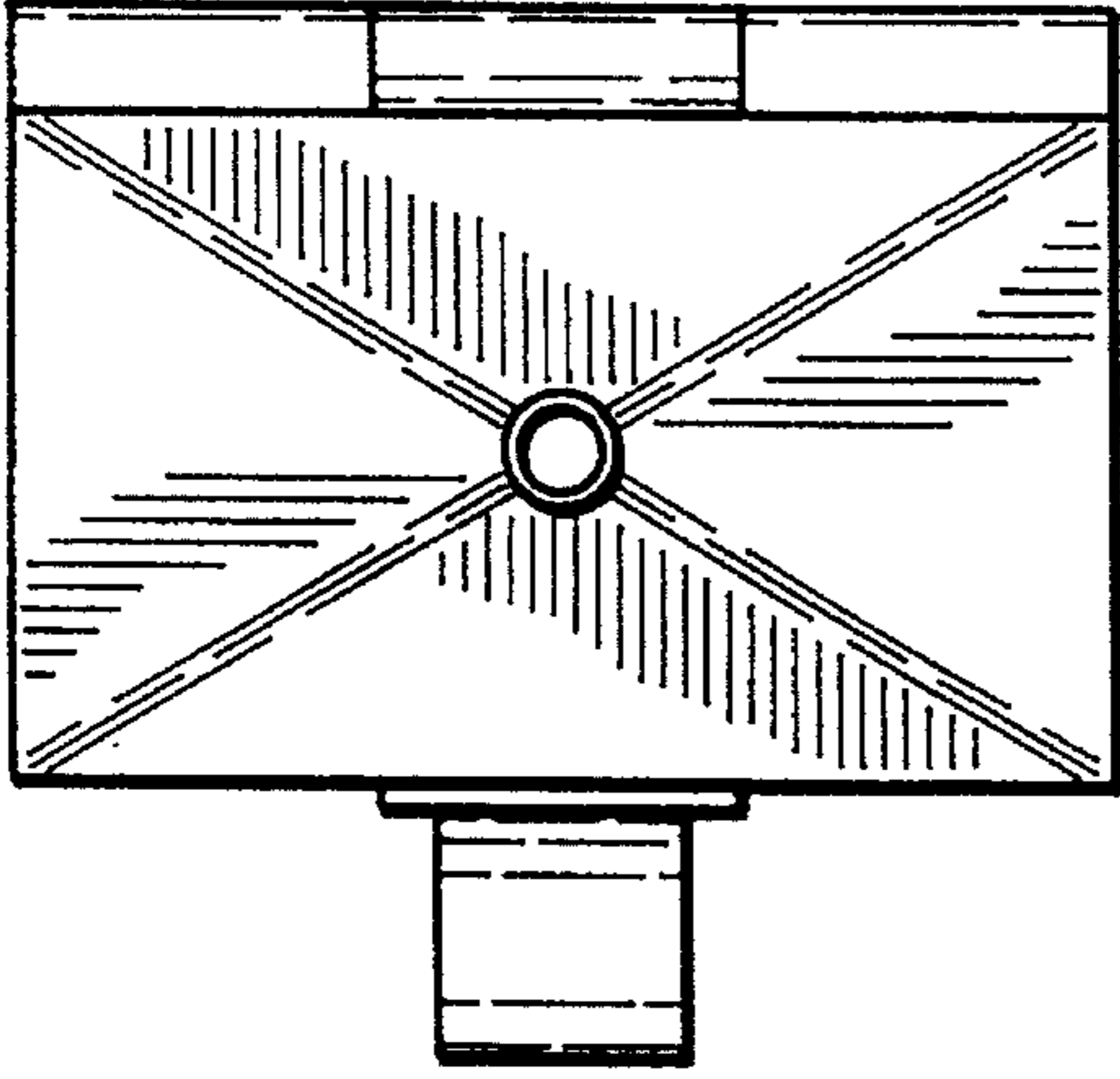


FIG. 5

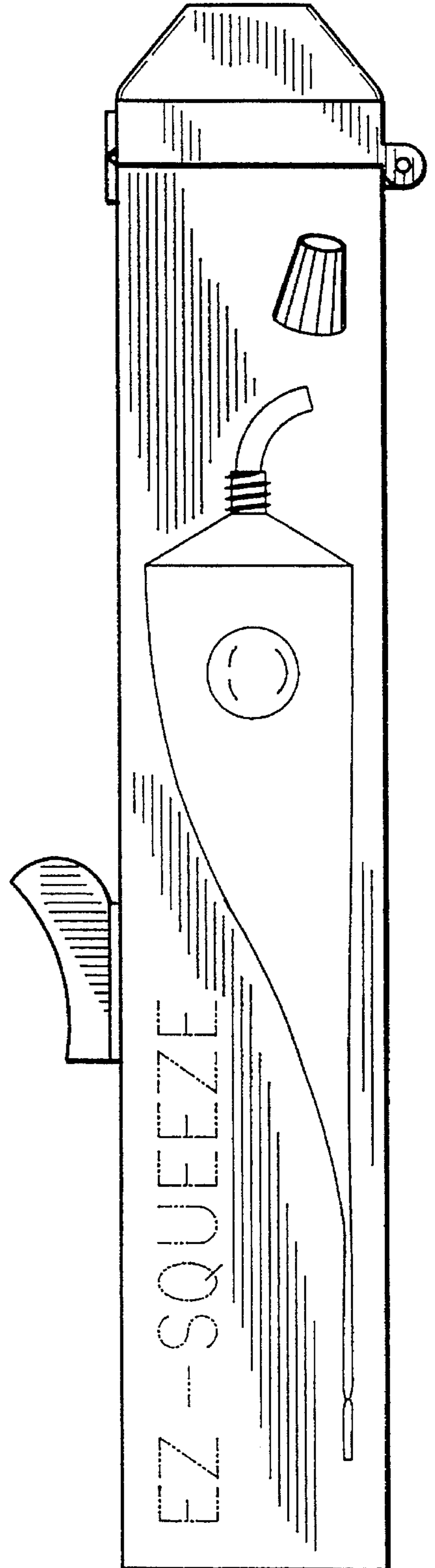


FIG. 6

