



US00D369000S

United States Patent [19]

Cohen

[11] Patent Number: **Des. 369,000**

[45] Date of Patent: ****Apr. 16, 1996**

[54] MOP

[76] Inventor: **Sharon H. Cohen**, 20710 Highland Lakes Blvd., Miami, Fla. 33179

[**] Term: **14 Years**

[21] Appl. No.: **38,168**

[22] Filed: **Apr. 28, 1995**

[52] U.S. Cl. **D32/51**

[58] Field of Search D32/50, 51, 52; 15/105, 115, 119.1, 119.2, 116.2, 118, 229.3, 228, 229.6, 229.7, 229.8, 244.2

[56] **References Cited**

U.S. PATENT DOCUMENTS

D. 280,769	9/1985	Johnson et al.	D32/44
D. 295,912	5/1988	Jones et al.	D32/50 X
D. 362,094	9/1995	Stephenson	D32/50 X
3,030,648	4/1962	Greenleaf	D32/50 X
5,381,579	1/1995	Sarton	15/116.2 X

FOREIGN PATENT DOCUMENTS

1366287	6/1964	France	15/116.2
612253	11/1960	Italy	15/116.2
724871	2/1955	United Kingdom	15/116.2

Primary Examiner—A. Hugo Word
Assistant Examiner—Cynthia E. Ramirez
Attorney, Agent, or Firm—Harpman & Harpman

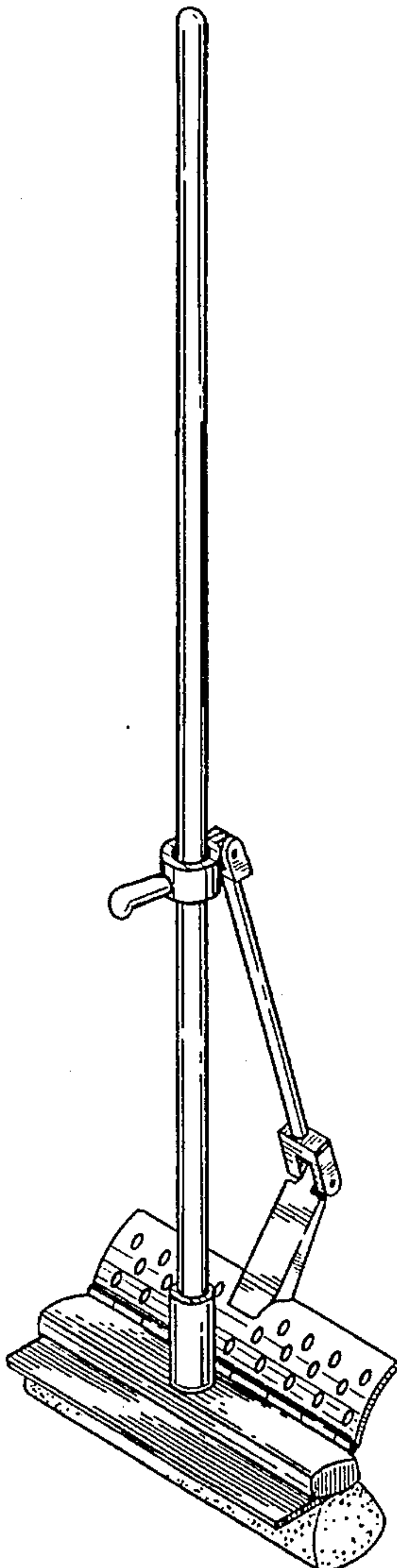
[57] **CLAIM**

The ornamental design for a mop, as shown and described.

DESCRIPTION

FIG. 1 is a front, top and side perspective view of the mop embodying the design of the present invention; FIG. 2 is a front elevational view thereof; FIG. 3 is a rear elevational view thereof; FIG. 4 is a side elevational view thereof, the side opposite being a mirror image of the side shown in FIG. 4; FIG. 5 is a top plan view thereof; and, FIG. 6 is a bottom plan view thereof.

1 Claim, 2 Drawing Sheets



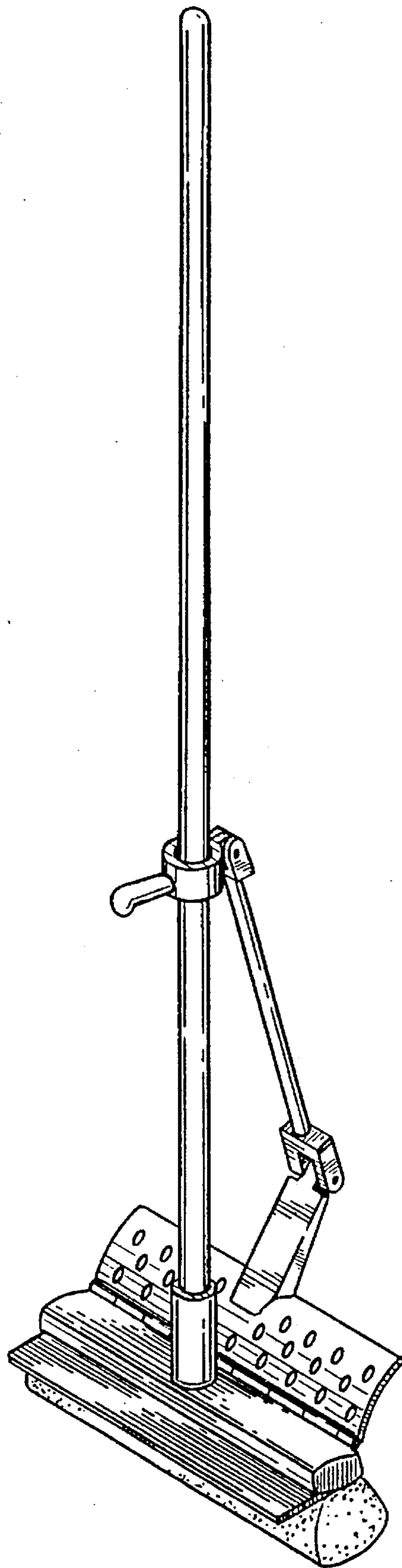


FIG. 1

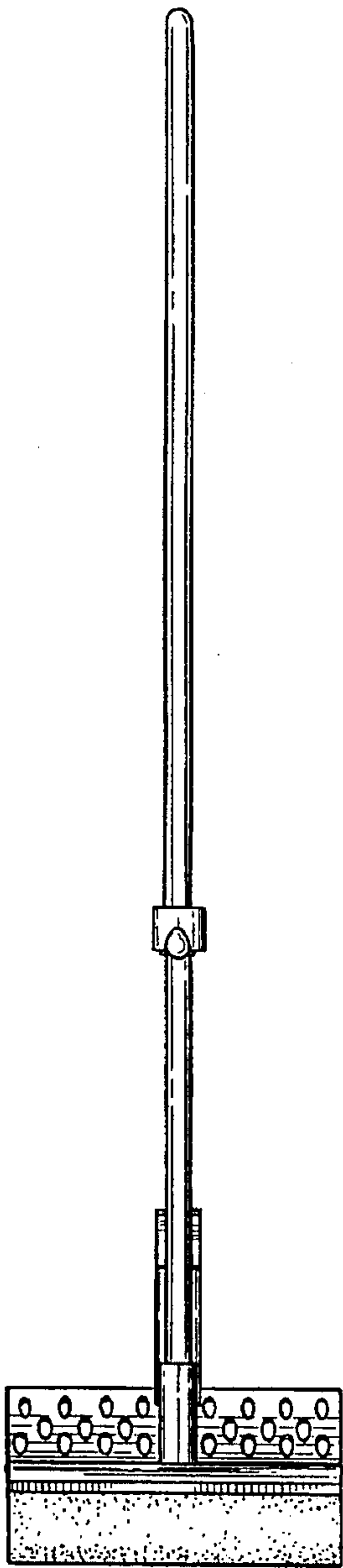


FIG. 2

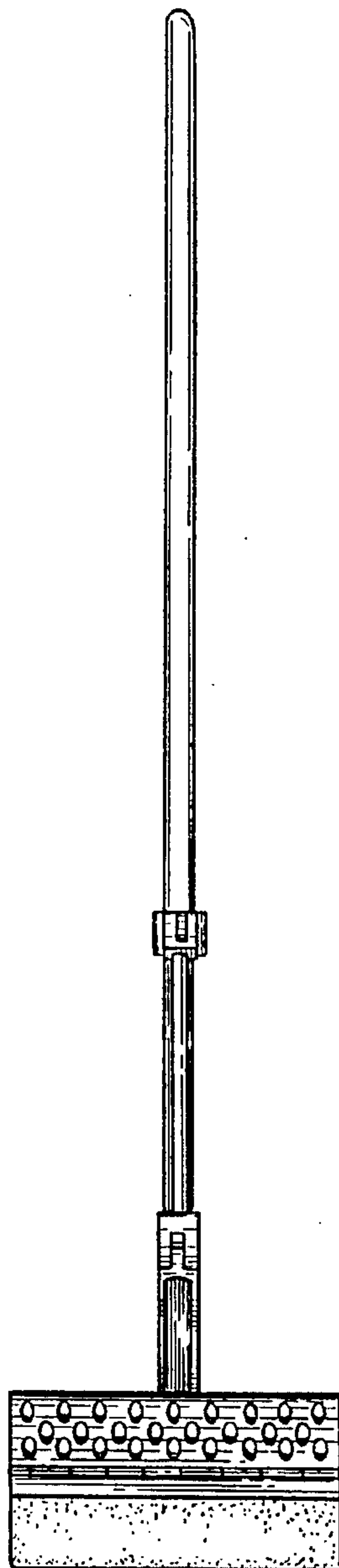


FIG. 3

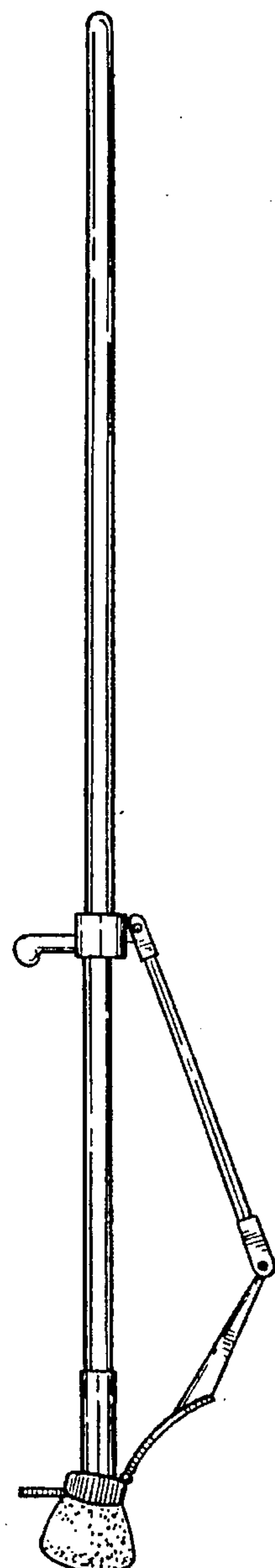


FIG. 4

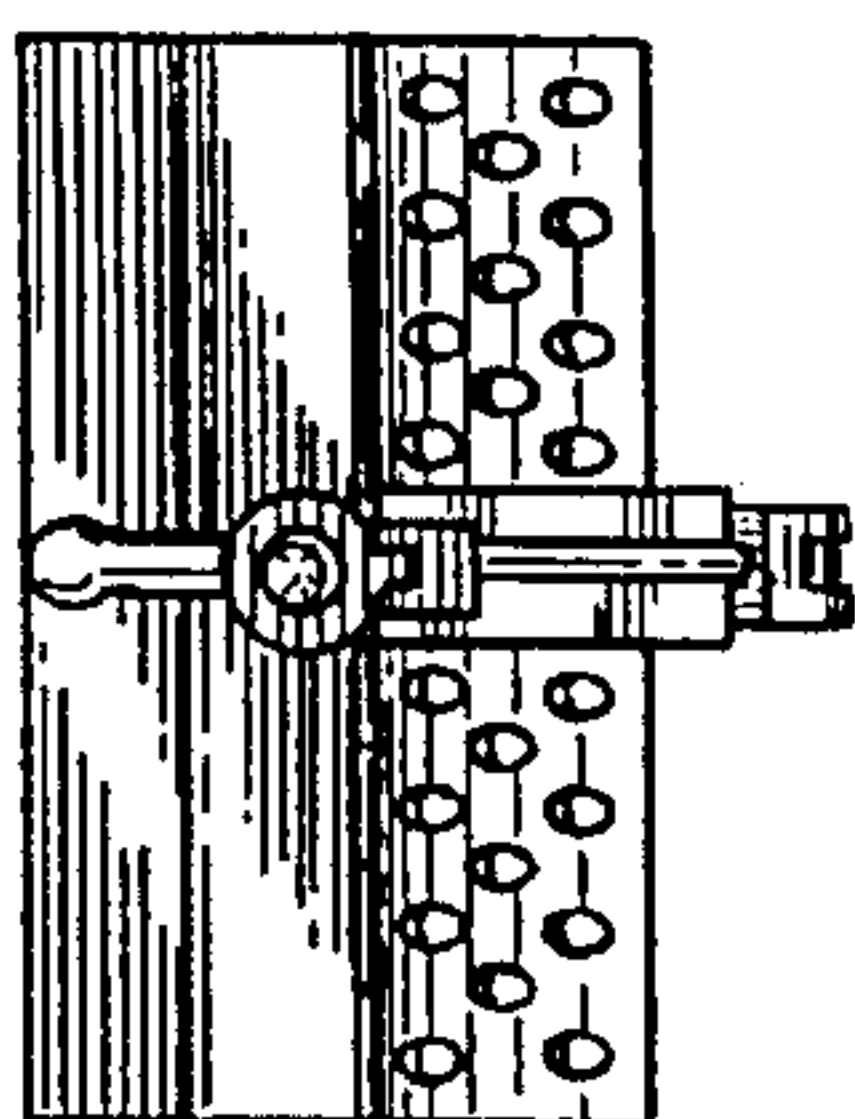


FIG. 5

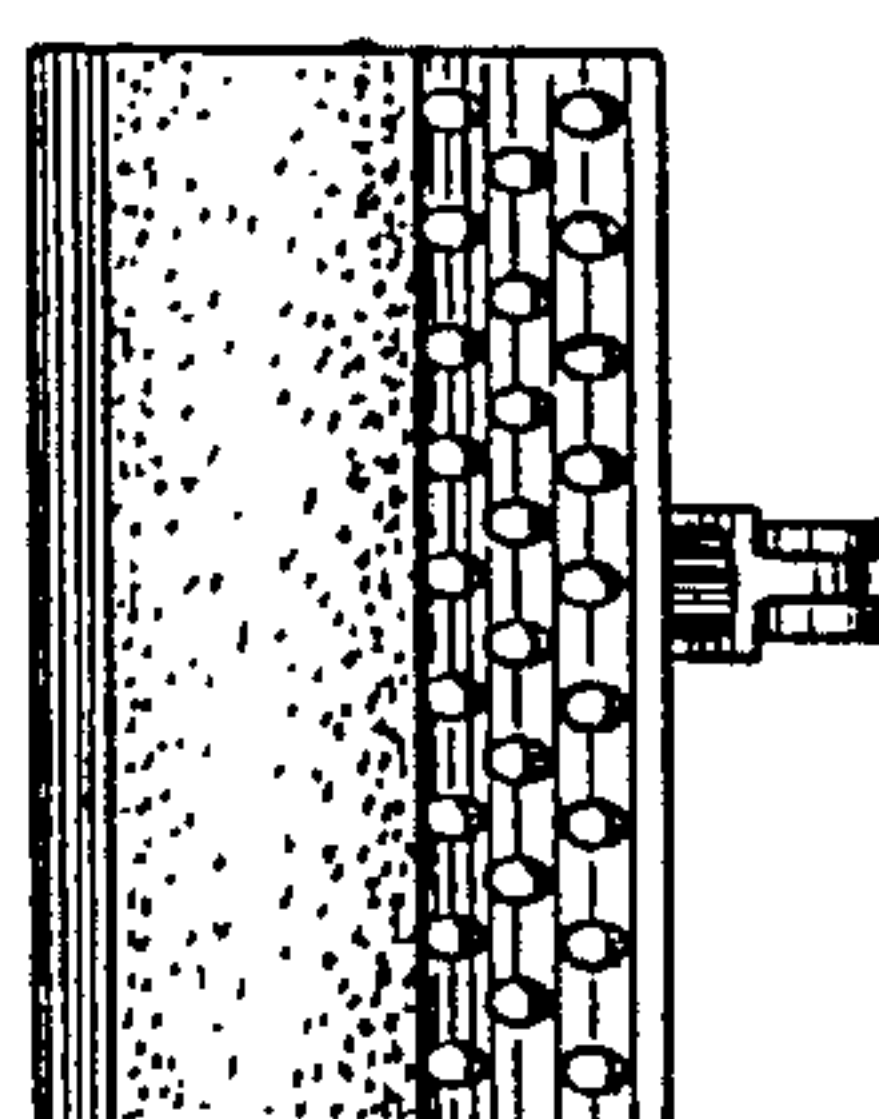


FIG. 6