



US00D368991S

United States Patent [19]

O'Rourke et al.

[11] Patent Number: **Des. 368,991**

[45] Date of Patent: ****Apr. 16, 1996**

- [54] **CHEW TOY FOR DOGS**
- [75] Inventors: **Anthony O'Rourke**, Malibu; **Charles Byrne**, Mammoth Lakes, both of Calif.
- [73] Assignee: **Booda Products, Inc.**, Gardena, Calif.
- [**] Term: **14 Years**
- [21] Appl. No.: **12,011**
- [22] Filed: **Aug. 20, 1993**

D. 290,655	6/1987	Thomson et al.	D21/65
D. 294,186	2/1988	Waters	D30/158
D. 316,464	4/1991	Kelley	D30/118
D. 321,434	11/1991	Strickler	D30/158
3,788,277	1/1974	Wilhinger et al.	D30/160

FOREIGN PATENT DOCUMENTS

1416498	4/1902	France	446/419
---------	--------	--------	-------	---------

Primary Examiner—Cathy Anne MacCormac
Attorney, Agent, or Firm—Lyon & Lyon

Related U.S. Application Data

- [63] Continuation-in-part of Ser. No. 10,021, Jun. 23, 1993, abandoned.
- [52] **U.S. Cl.** **D30/160; D21/65**
- [58] **Field of Search** 119/707, 709, 119/711, 713; D30/119, 158, 160; D21/62-65; 446/419

References Cited

U.S. PATENT DOCUMENTS

D. 155,689	10/1949	Davis	D21/65
D. 264,630	5/1982	Nakao et al.	D21/65

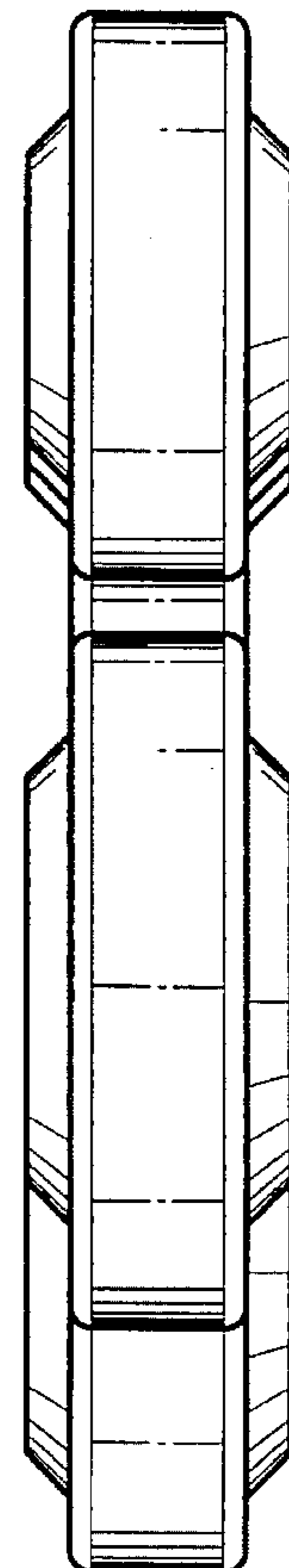

[57] CLAIM

The ornamental design for a chew toy for dogs, as shown and described.

DESCRIPTION

FIG. 1 is a front elevational view of a chew toy for dogs showing my new design wherein the backside is identical to the front side;
 FIG. 2 is a right side elevational view thereof;
 FIG. 3 is a top plan view thereof;
 FIG. 4 is a bottom plan view thereof; and,
 FIG. 5 is a left side view thereof.

1 Claim, 1 Drawing Sheet






FIG. 1

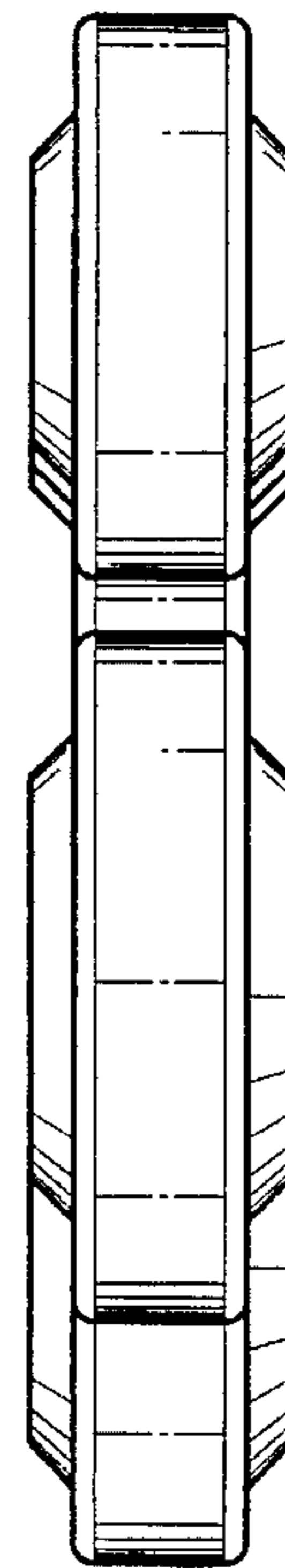


FIG. 2

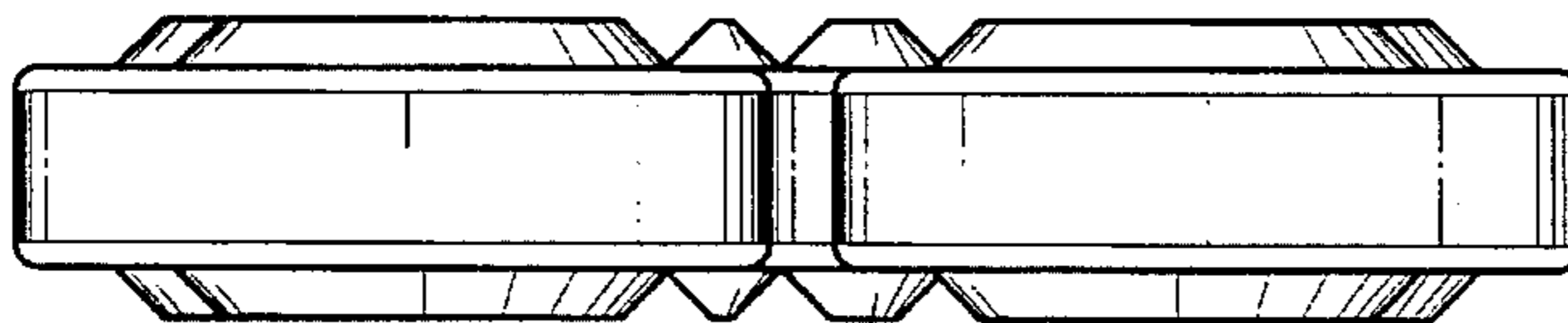


FIG. 3

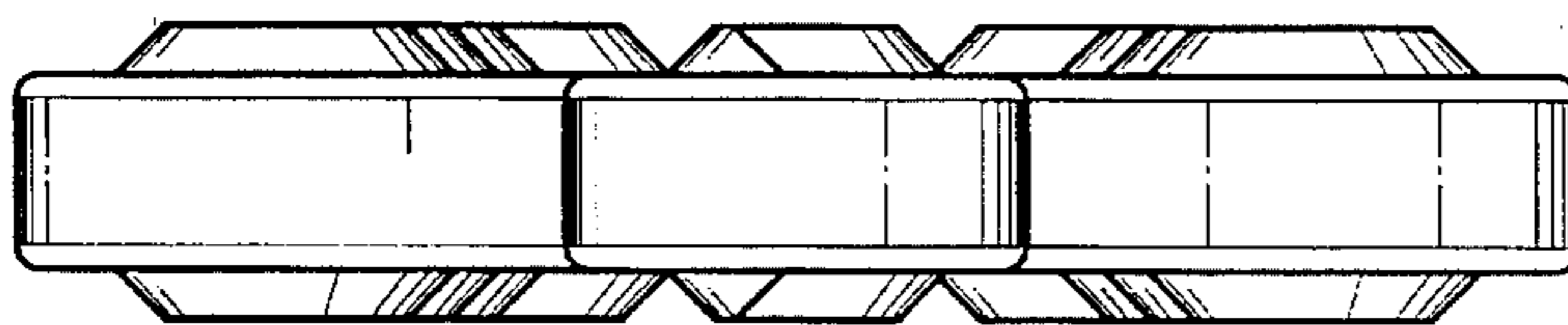


FIG. 4

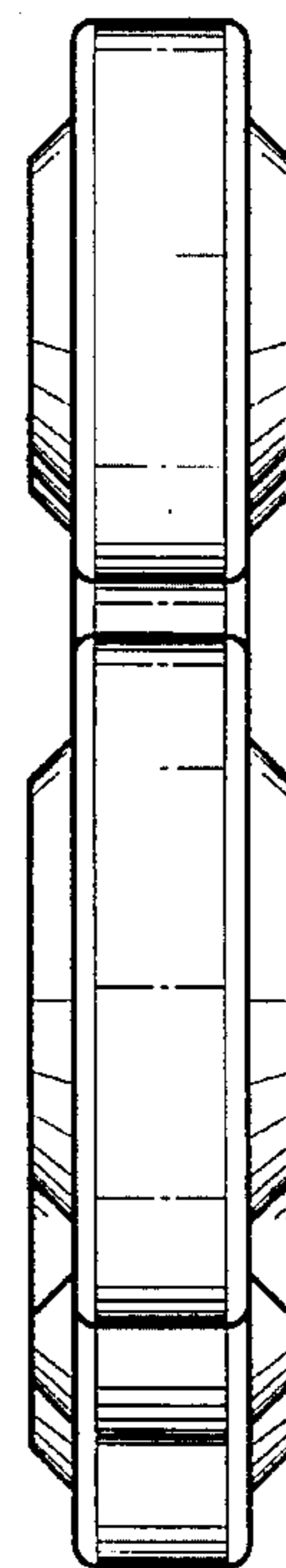


FIG. 5