



US00D368986S

# United States Patent [19]

Haber et al.

[11] Patent Number: **Des. 368,986**

[45] Date of Patent: **\*\*Apr. 16, 1996**

[54] **DENTAL FLOSS DISPENSER**

D. 334,249 3/1993 Whittaker ..... D28/64  
4,622,986 11/1986 Harris et al. .... 132/324

[75] Inventors: **Terry M. Haber**, El Toro; **William H. Smedley**, Lake Elsinore; **Clark B. Foster**, Laguna Niguel, all of Calif.

*Primary Examiner*—M. H. Tung  
*Attorney, Agent, or Firm*—Hawes & Fischer

[73] Assignee: **Habley Medical Technology Corporation**, Laguna Hills, Calif.

[57] **CLAIM**

[\*\*] Term: **14 Years**

The ornamental design for a dental floss dispenser, as shown and described.

[21] Appl. No.: **30,944**

**DESCRIPTION**

[22] Filed: **Nov. 10, 1994**

FIG. 1 is a perspective view showing the top, one side and the front of a dental floss dispenser which forms our invention;

[52] U.S. Cl. .... **D28/64**

FIG. 2 is a top plan view thereof;

[58] Field of Search ..... D28/64; 132/321-329; 206/63.5; D3/23-25; D14/117; D8/356

FIG. 3 is a side elevational view thereof;

FIG. 4 is an opposite side elevational view thereof;

[56] **References Cited**

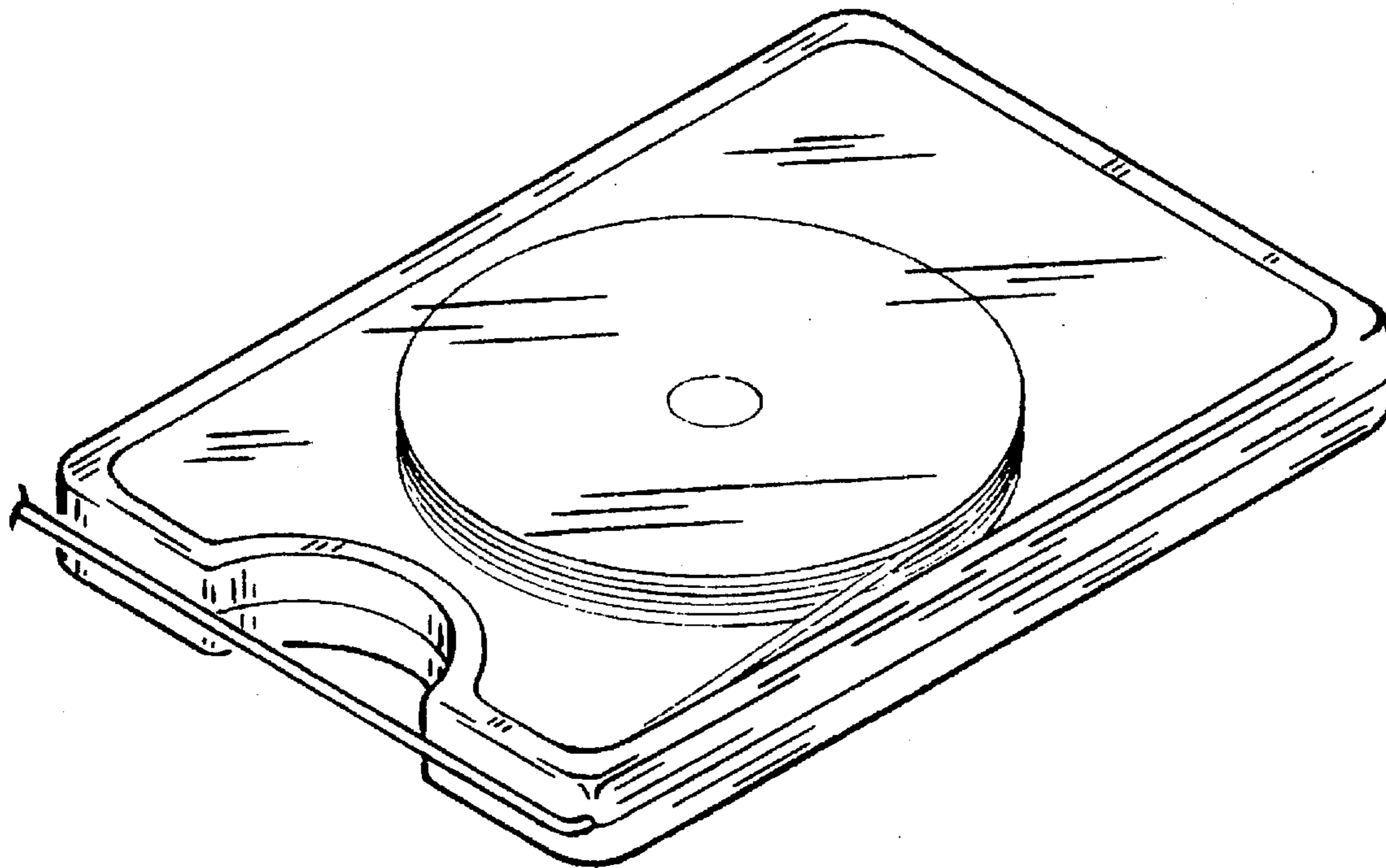
**U.S. PATENT DOCUMENTS**

- D. 276,942 12/1984 Crews ..... D28/64
- D. 300,961 5/1989 Woodman et al. .... D28/64
- D. 321,767 11/1991 Hemsley, Jr. .... D28/64

FIG. 5 is a front elevational view thereof, the rear elevational view is a mirror image; and,

FIG. 6 is a bottom plan view thereof.

**1 Claim, 1 Drawing Sheet**






fig. 1



fig. 2



fig. 3

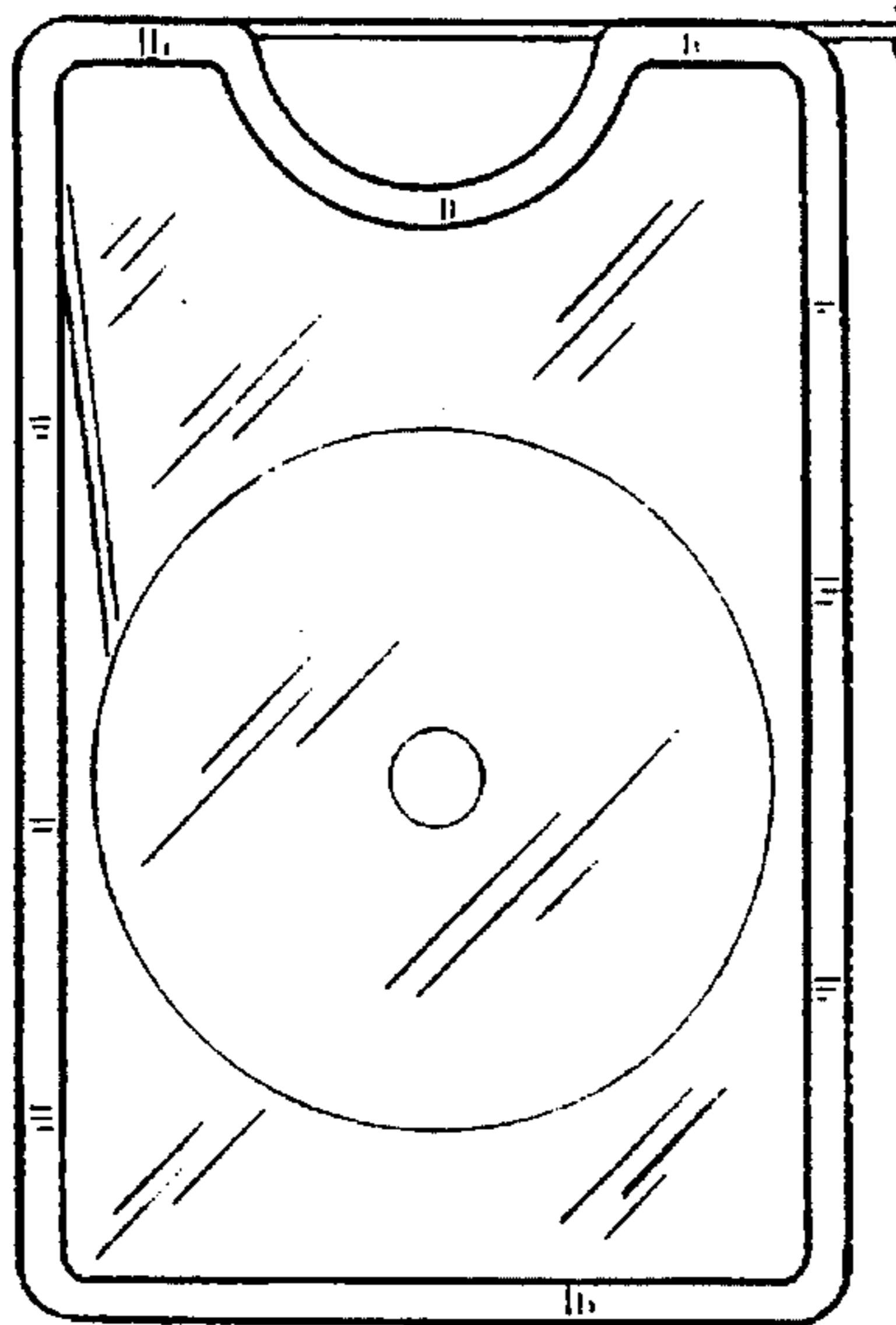


fig. 5

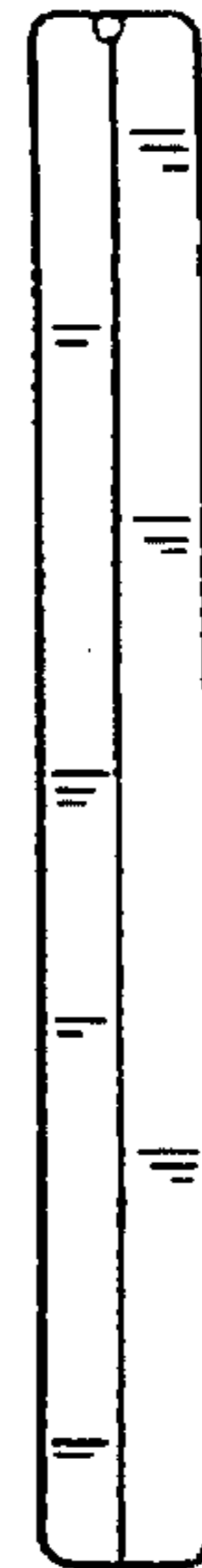


fig. 4




fig. 6