



US00D368982S

United States Patent [19]

Black

[11] Patent Number: Des. 368,982

[45] Date of Patent: **Apr. 16, 1996

[54] HOT CURLER SLEEVE

[76] Inventor: Pamela W. Black, 620 Margaret St., Dolton, Ill. 60419

[**] Term: 14 Years

[21] Appl. No.: 27,616

[22] Filed: Aug. 25, 1994

[52] U.S. Cl. D28/38; D6/513; D3/205; D3/901

[58] Field of Search D28/38, 73; D6/513, D6/524-527, 534, 541; D3/205, 901, 229, 315, 215; 219/242; 248/322, 340; 211/13, 60.1, 62-63, 70.6

[56] References Cited

U.S. PATENT DOCUMENTS

D. 225,497	12/1972	Smith	D6/541
D. 286,238	10/1986	Burton	.	
D. 305,944	2/1990	Mellott	D28/38
326,065	9/1885	Striker	24/3.12 X
D. 339,689	9/1993	Andolina	D3/220 X
D. 345,052	3/1994	Stokke et al.	D3/229 X
D. 346,243	4/1994	Weber	D6/524 X
1,935,781	11/1933	Ochse	206/362.3

2,325,943	8/1943	Fletcher	24/3.9 X
2,850,152	9/1958	Marrufo	D3/219 X
4,308,878	1/1982	Silva	.	
4,973,019	11/1990	Baird et al.	.	
5,141,189	8/1992	Andrew	.	
5,279,452	1/1994	Huynh	248/314 X

FOREIGN PATENT DOCUMENTS

23283 3/1895 United Kingdom 211/63

Primary Examiner—Ted Shooman
Assistant Examiner—C. Tuttle

[57] CLAIM

The ornamental design for the hot curler sleeve, as shown and described.

DESCRIPTION

FIG. 1 is a front elevational view of the hot curler sleeve showing my new design;
FIG. 2 is a rear elevational view thereof;
FIG. 3 is a left side elevational view thereof;
FIG. 4 is a right side elevational view thereof;
FIG. 5 is a top plan view thereof; and,
FIG. 6 is a bottom plan view thereof.

1 Claim, 3 Drawing Sheets

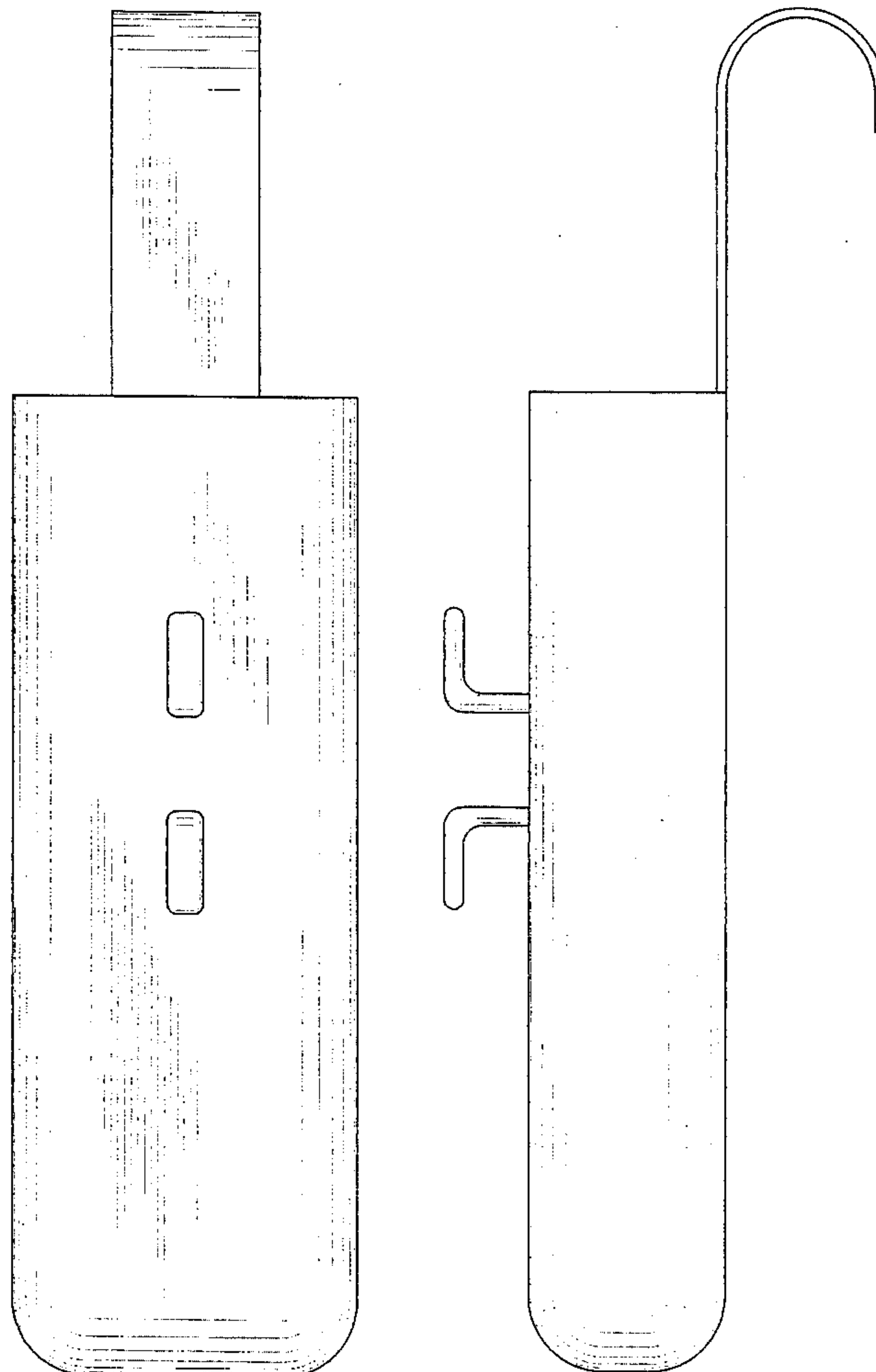


FIG. 1

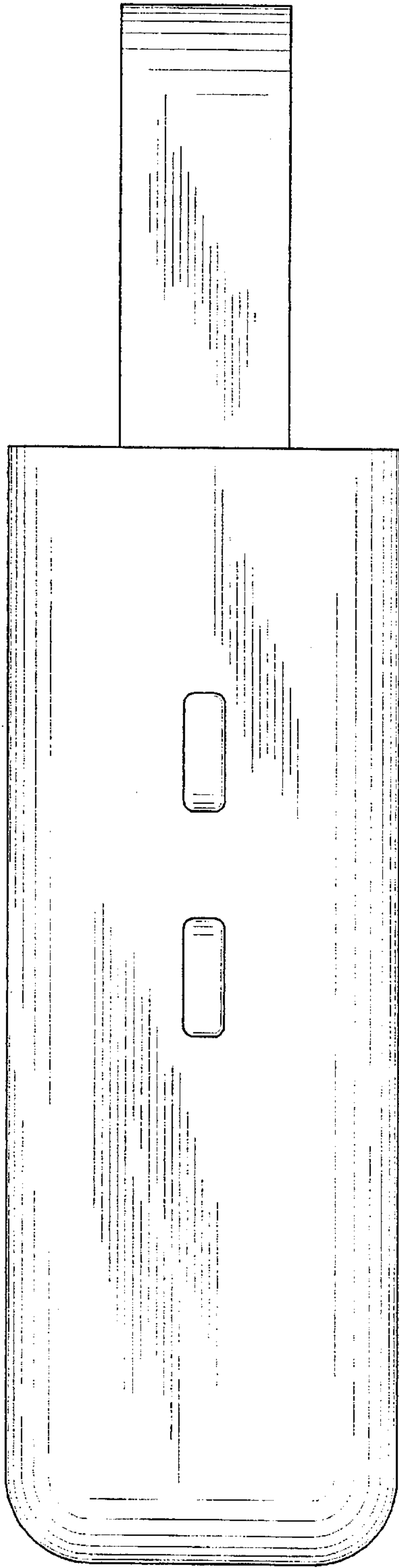


FIG. 2

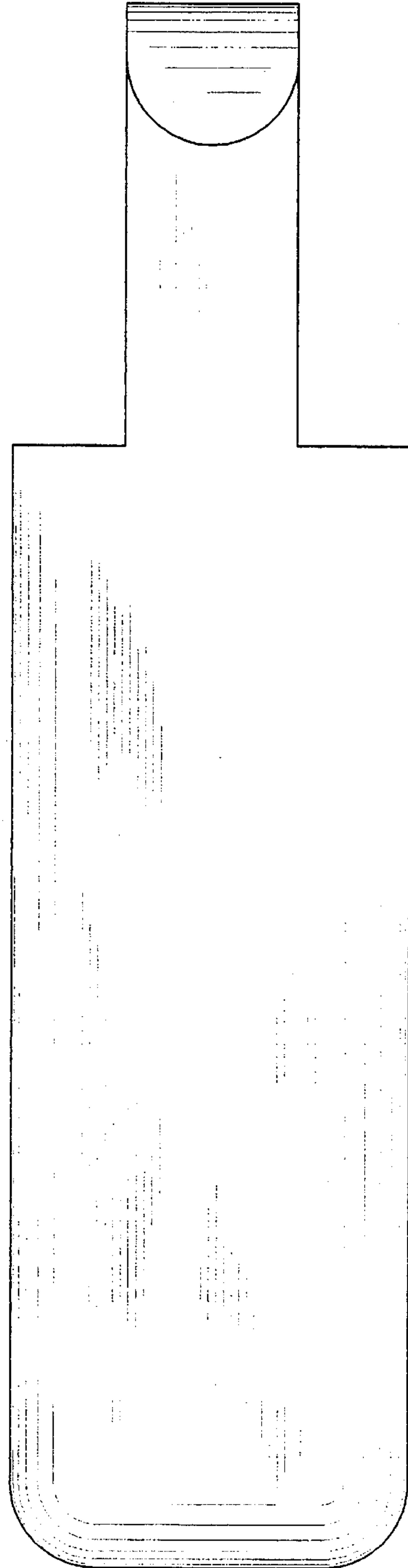


FIG. 3

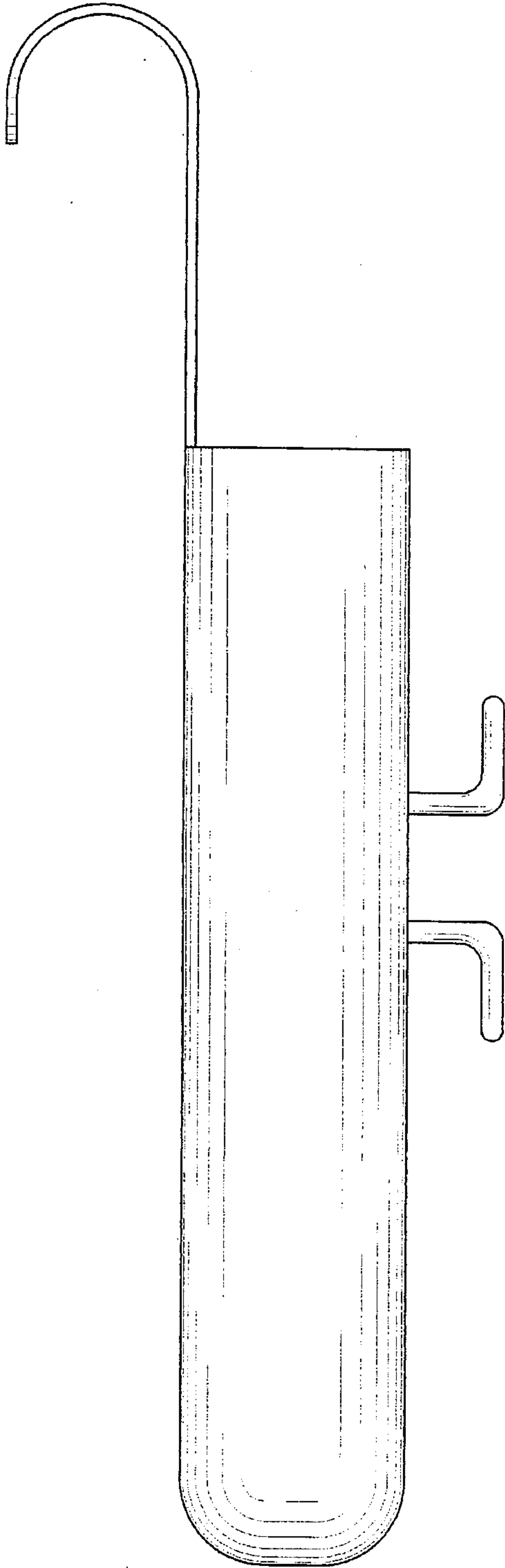


FIG. 4

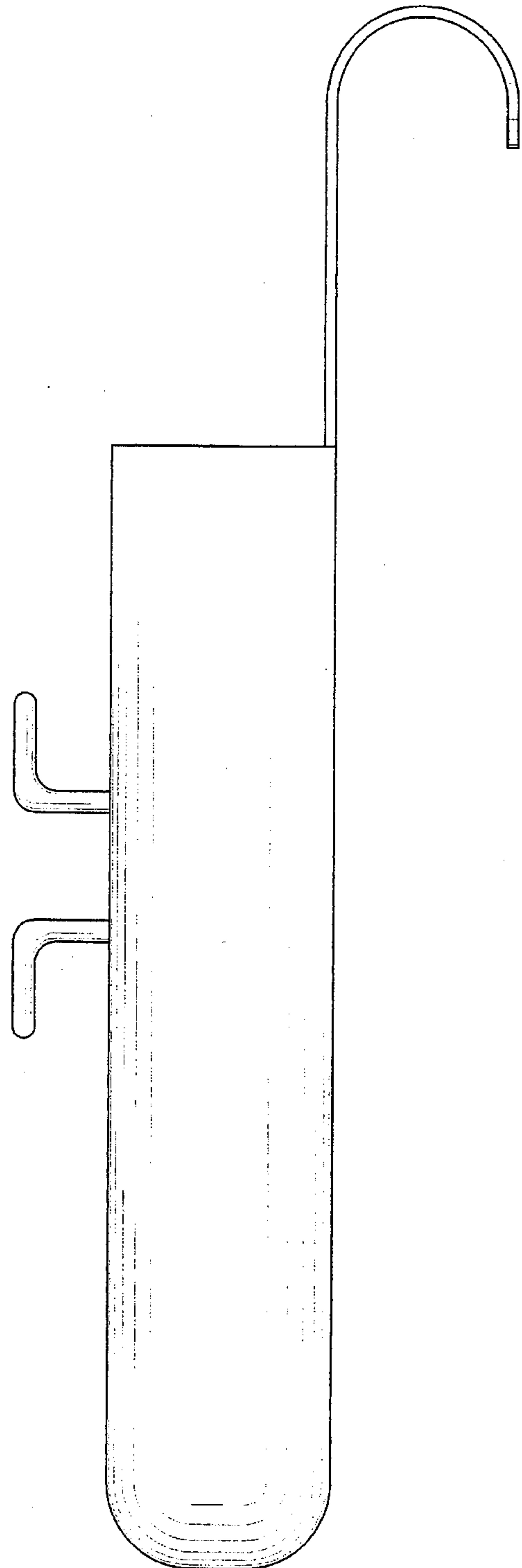


FIG. 5

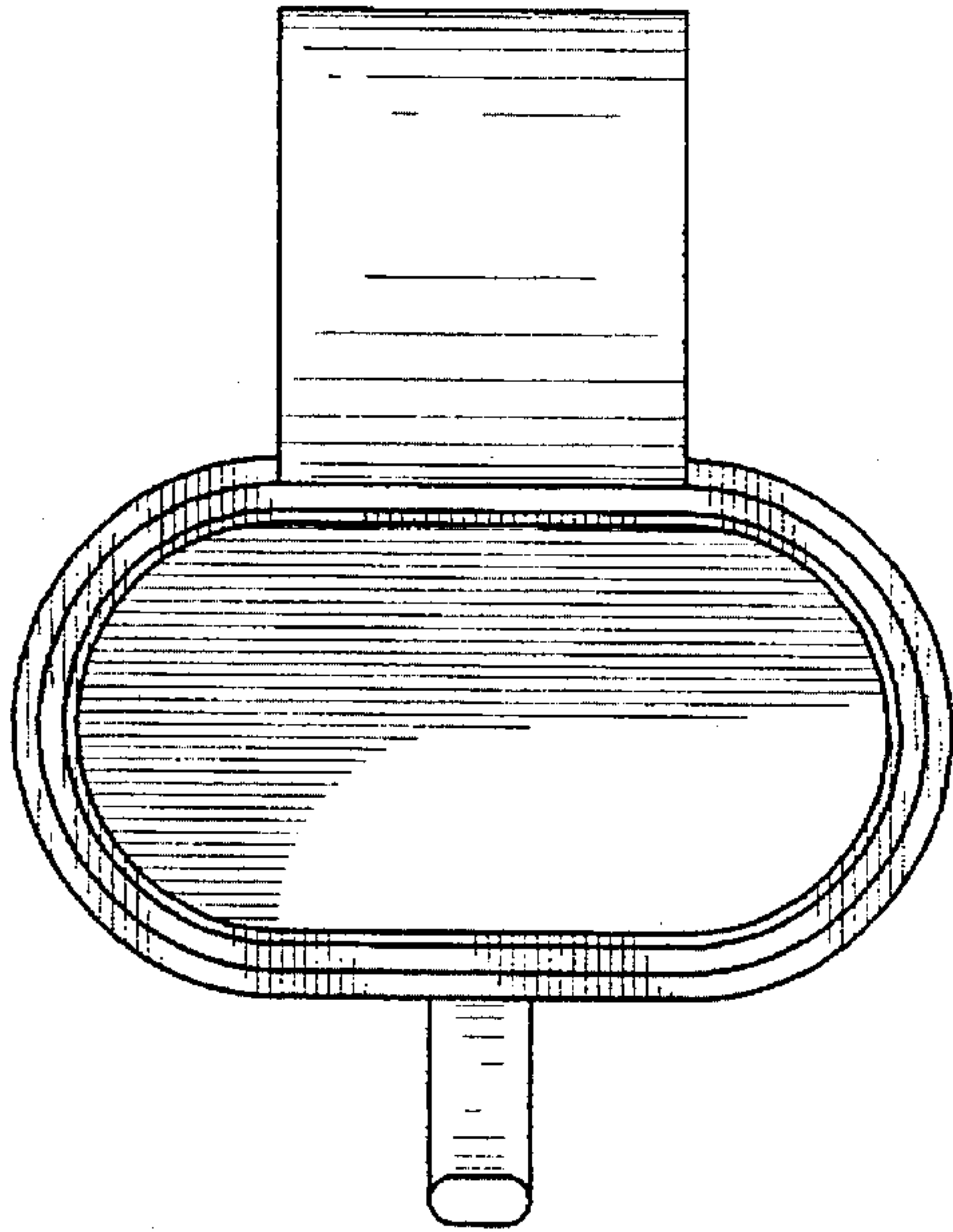


FIG. 6

