



US00D368943S

United States Patent [19]
Johnson

[11] **Patent Number: Des. 368,943**

[45] **Date of Patent: **Apr. 16, 1996**

[54] **COMBINED GOLF TEE AND PLACEMENT TOOL**

4,905,999 3/1990 Voinovich et al. 273/32.5
4,969,646 11/1990 Tobias 273/32.5
5,085,431 2/1992 McGuire 273/33

[76] Inventor: **Neil Johnson**, 108 Woodcliff Ct.,
Springdale, Ark. 72764

[**] Term: **14 Years**

Primary Examiner—Ted Shooman
Assistant Examiner—Cheri Cohen
Attorney, Agent, or Firm—Robert R. Keegan; Head &
Johnson

[21] Appl. No.: **35,589**

[57] **CLAIM**

[22] Filed: **Mar. 2, 1995**

The design for a combined golf tee and placement tool, as shown and described.

[52] U.S. Cl. **D21/208**

[58] **Field of Search** D21/208, 234;
D8/107, 307, DIG. 10, 81; 273/32.5, 33,
32 A, 32 B, 32 F, 162 C, 162 D, 162 E,
162 F, 202-212; 16/121, 111 R; 248/545;
294/19.1, 19.2, 24

DESCRIPTION

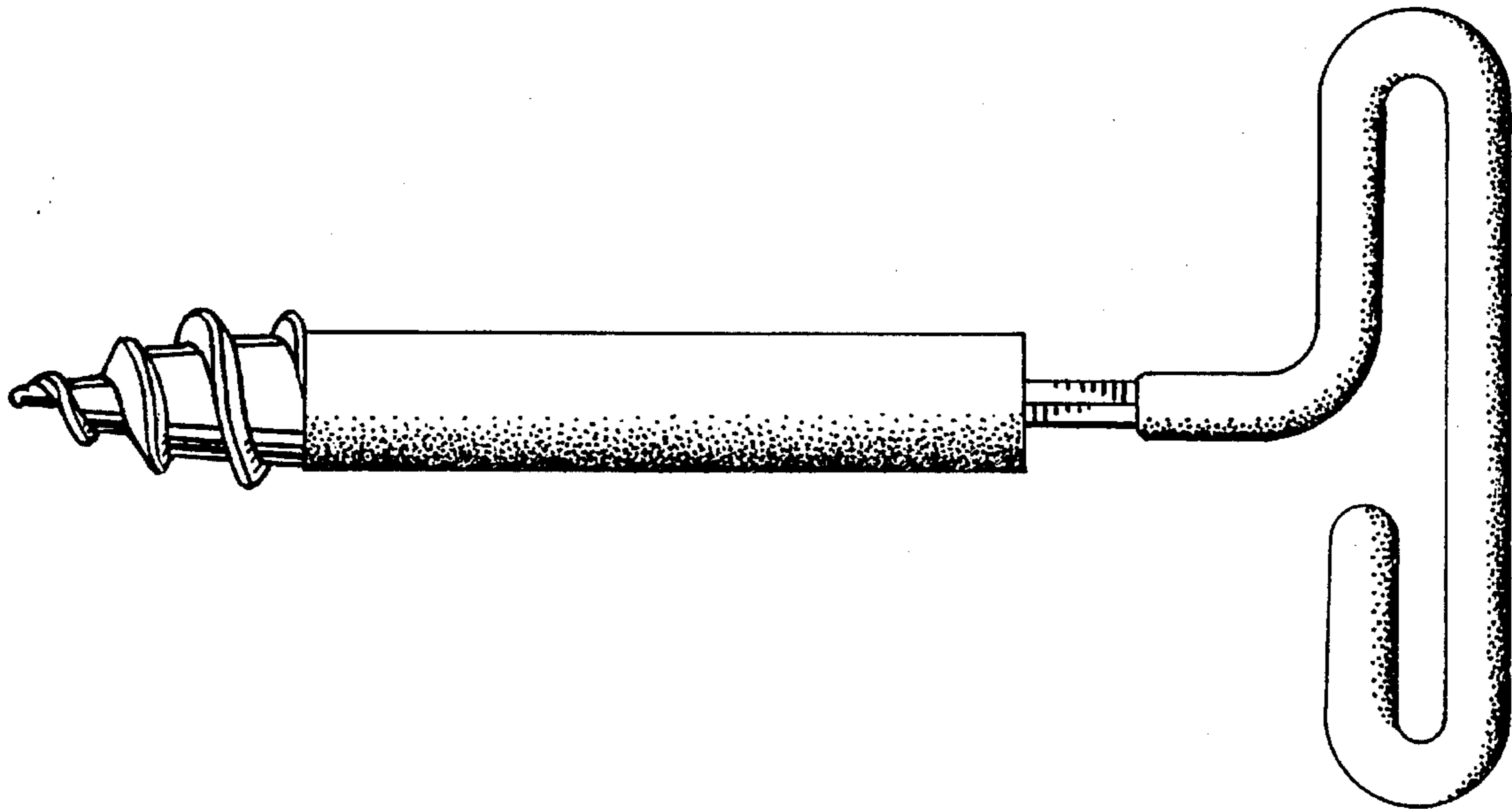
FIG. 1 is a top plan view of a combined golf tee and placement tool showing my new design, the opposite view being a mirror image;
FIG. 2 is a front end elevational view thereof;
FIG. 3 is a rear end elevational view, partially broken away for clarity of illustration; and,
FIG. 4 is a side elevational view thereof, the opposite side being a mirror image.

[56] **References Cited**

U.S. PATENT DOCUMENTS

D. 263,369 3/1982 Kuo D8/81
1,641,155 9/1927 Clausing 273/211
3,312,468 4/1967 Lynch 273/32.5

1 Claim, 1 Drawing Sheet



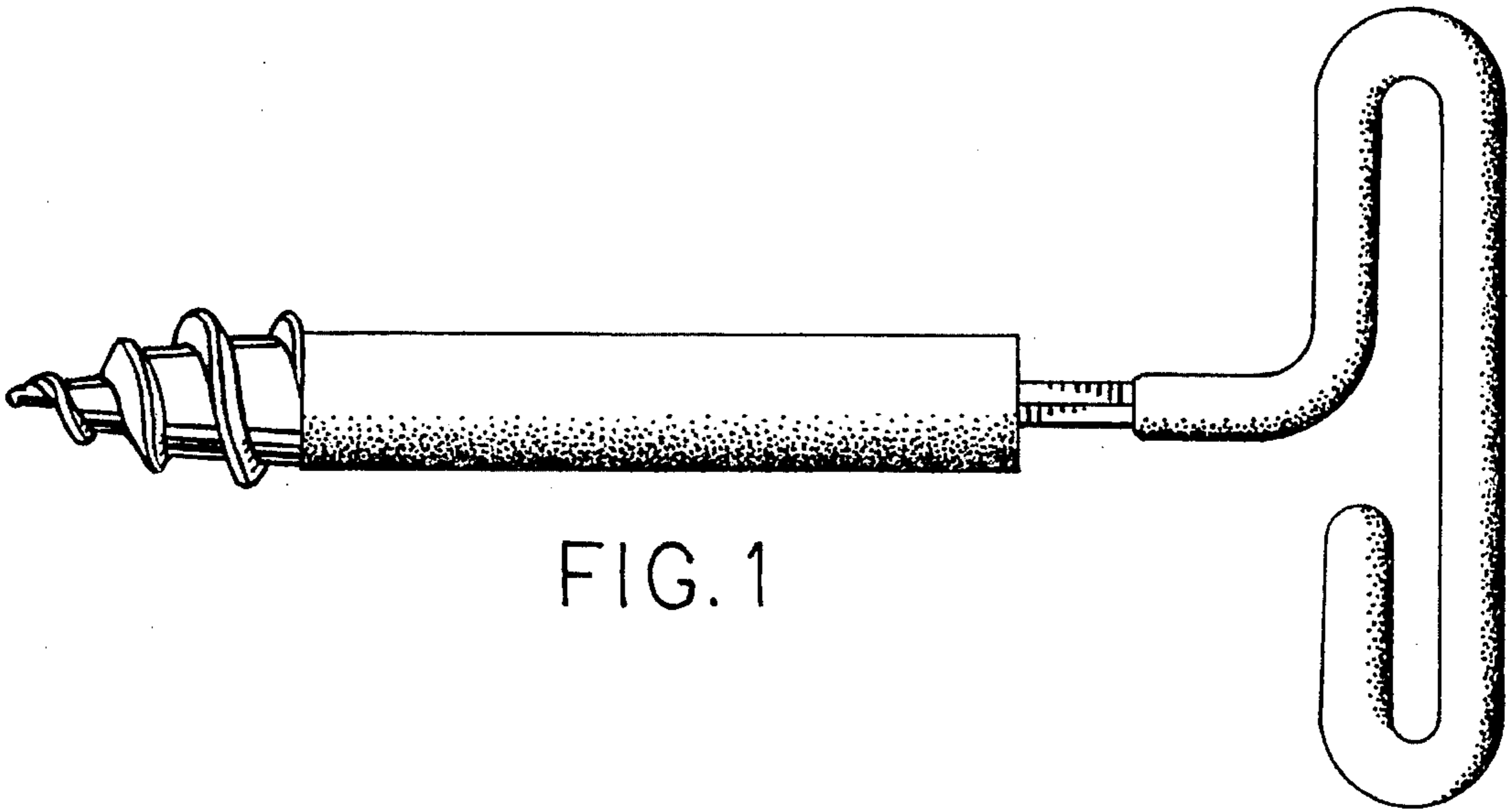


FIG. 1

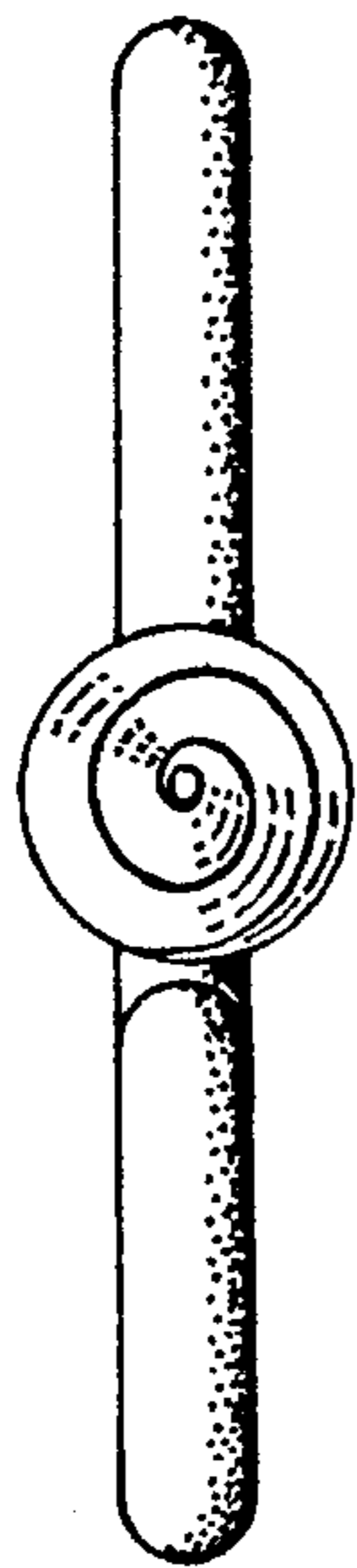


FIG. 2



FIG. 3




FIG. 4