



US00D368924S

United States Patent [19]
Jones

[11] **Patent Number: Des. 368,924**
[45] **Date of Patent: **Apr. 16, 1996**

[54] **EYE GLASS TEMPLE**
[76] **Inventor: Frank Jones, 29 Loring Mill Rd.,
Sumter, S.C. 29150**
[**] **Term: 14 Years**
[21] **Appl. No.: 37,273**
[22] **Filed: Apr. 10, 1995**
[52] **U.S. Cl. D16/335**
[58] **Field of Search D21/306, 310,
D21/311, 313, 314, 319-330, 333, 335,
337, 339, 340; 351/44, 51, 118, 111, 119,
120, 136, 157, 158, 46; 2/247, 248, 249,
236**

D. 354,505 1/1995 Francavilla D16/335

OTHER PUBLICATIONS

Bausch & Lomb Catalog, 1956 p. 23, Temples #1 & #2.

Primary Examiner—Ted Shooman
Assistant Examiner—R. Barkai
Attorney, Agent, or Firm—Harpman & Harpman

[57] **CLAIM**

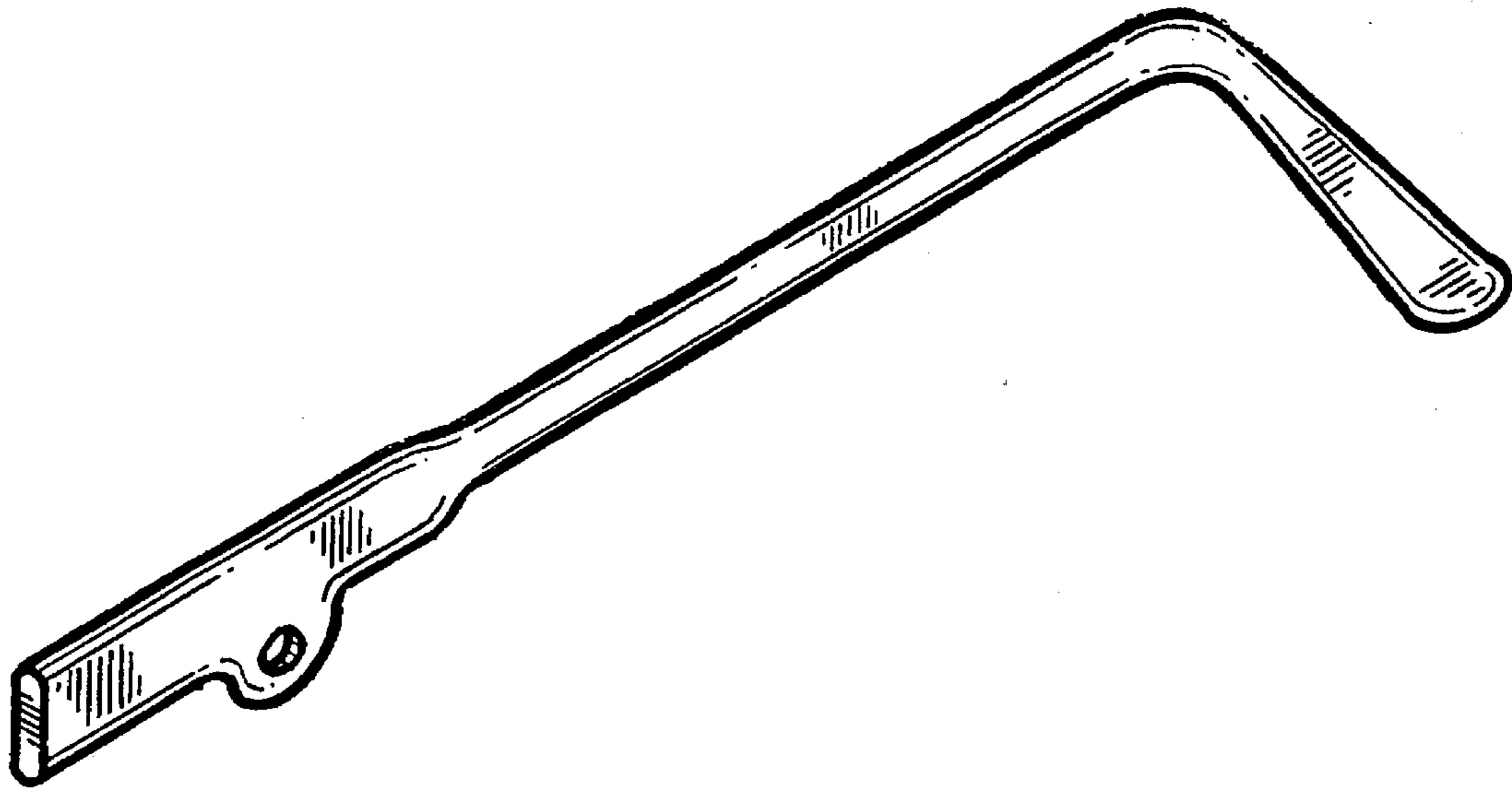
The ornamental design for a eye glass temple, as shown and described.

DESCRIPTION

FIG. 1 is a front, top and side perspective view of the eye glass temple embodying the design of the present invention; FIG. 2 is a front elevational view thereof; FIG. 3 is a rear elevational view thereof; FIG. 4 is a side elevational view thereof, the side opposite being a mirror image of the side shown in FIG. 4; FIG. 5 is a top plan view thereof; and, FIG. 6 is a bottom plan view thereof.

[56] **References Cited**
U.S. PATENT DOCUMENTS
D. 94,392 1/1935 Reynolds D16/335
D. 97,957 12/1935 Reynolds D16/335
D. 218,572 9/1970 Simon D16/321
D. 228,026 7/1973 Shindler D16/321
D. 342,958 1/1994 Canavan D16/314

1 Claim, 2 Drawing Sheets



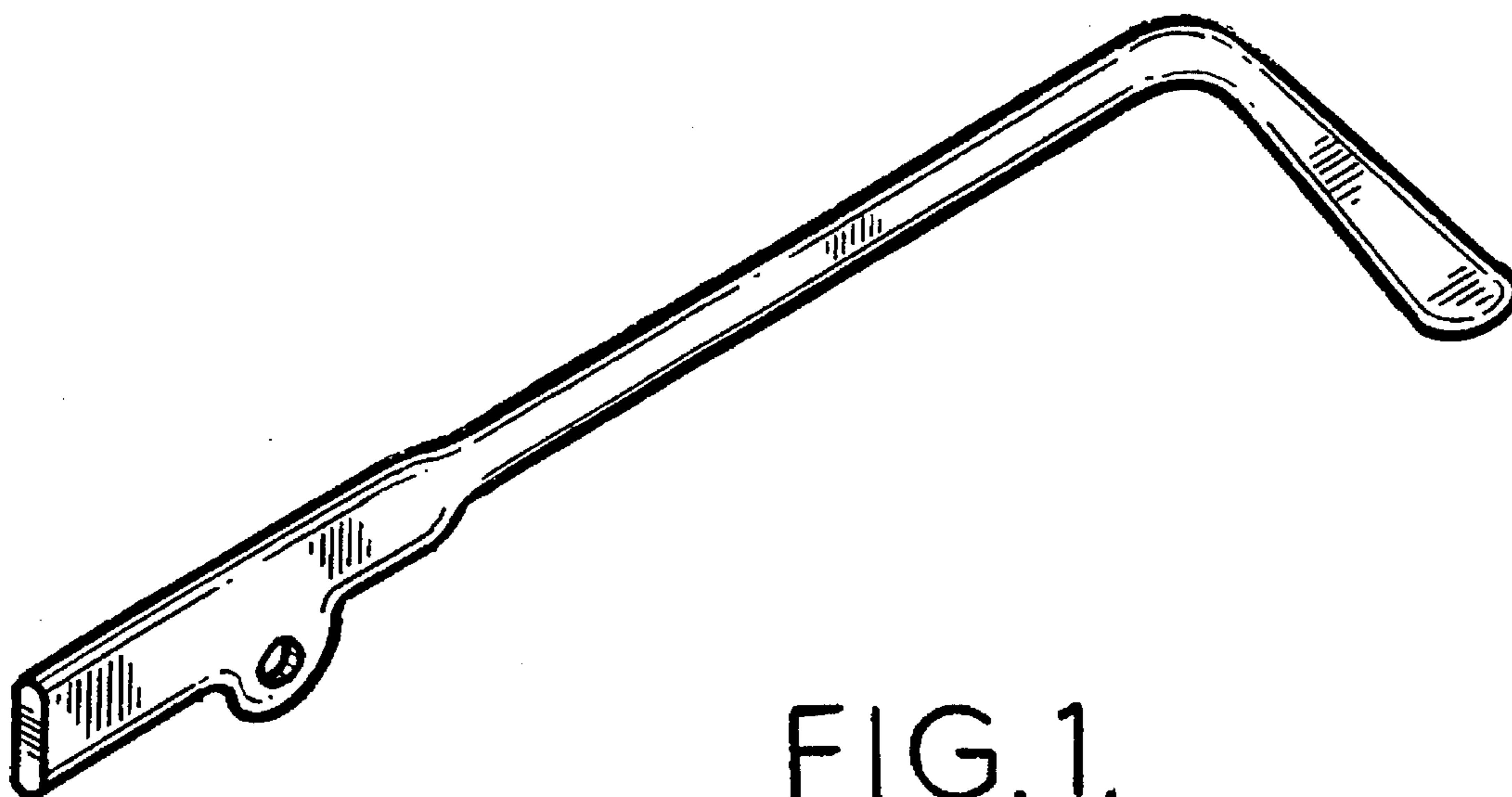


FIG. 1.

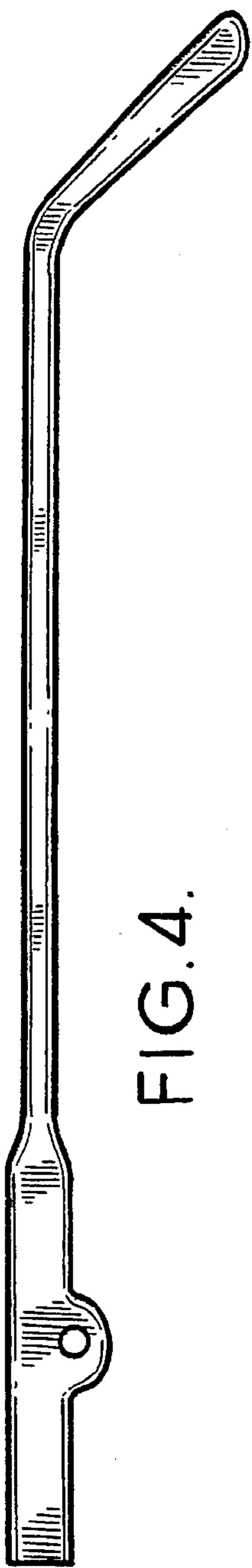


FIG. 4.

FIG. 2. FIG. 3.



FIG. 5.



FIG. 6.