



US00D368907S

United States Patent [19]
Lancaster, Jr.

[11] **Patent Number: Des. 368,907**
[45] **Date of Patent: **Apr. 16, 1996**

[54] **ENCLOSURE FOR HOUSING AND DISPLAYING A PUBLIC TELEPHONE AND FOODSTUFF DISPENSERS**

[75] Inventor: **Hazen G. Lancaster, Jr., Cary, N.C.**

[73] Assignee: **Triangle Telephone Company, Cary, N.C.**

[**] Term: **14 Years**

[21] Appl. No.: **38,953**

[22] Filed: **May 17, 1995**

[52] U.S. Cl. **D14/144; D14/146; D20/1**

[58] Field of Search **52/27.5; 379/143, 379/453, 434, 420, 428, 440, 454, 455; D6/421; D20/1, 7, 4; D14/142, 144, 146, 251, 252, 253, 240, 140**

[56] **References Cited**

U.S. PATENT DOCUMENTS

- Re. 16,843 7/1927 Kurtz .
- D. 156,409 12/1949 Courshon D20/7
- D. 180,619 7/1957 Probasco D20/7
- D. 185,365 6/1959 Johnson .
- D. 197,279 1/1964 Bartley D14/146
- D. 290,005 5/1987 O'Rourke D14/144
- D. 293,639 1/1988 Lalonde D14/251 X
- D. 304,006 10/1989 Nichols et al. D6/421 X
- D. 309,634 7/1990 McDaniel et al. D20/7
- D. 317,629 6/1991 Chalabian .

- D. 318,493 7/1991 Chalabian .
- D. 323,656 2/1992 McGarvey et al. .
- D. 332,285 1/1993 Bolen .
- D. 336,176 6/1993 Wilkerson D6/421
- D. 339,251 9/1993 Gainey, Jr. D6/421
- 3,300,917 1/1967 Bartley et al. 379/453
- 3,338,002 8/1967 Ericsson et al. .
- 3,543,454 12/1970 Danin .
- 4,332,205 6/1982 Corl, Jr. 52/27.5
- 4,706,399 11/1987 Martin .
- 4,845,869 7/1989 Martin .
- 5,029,339 7/1991 Caron .

Primary Examiner—jeffrey Asch
Attorney, Agent, or Firm—Sixbey Friedman Leedom & Ferguson

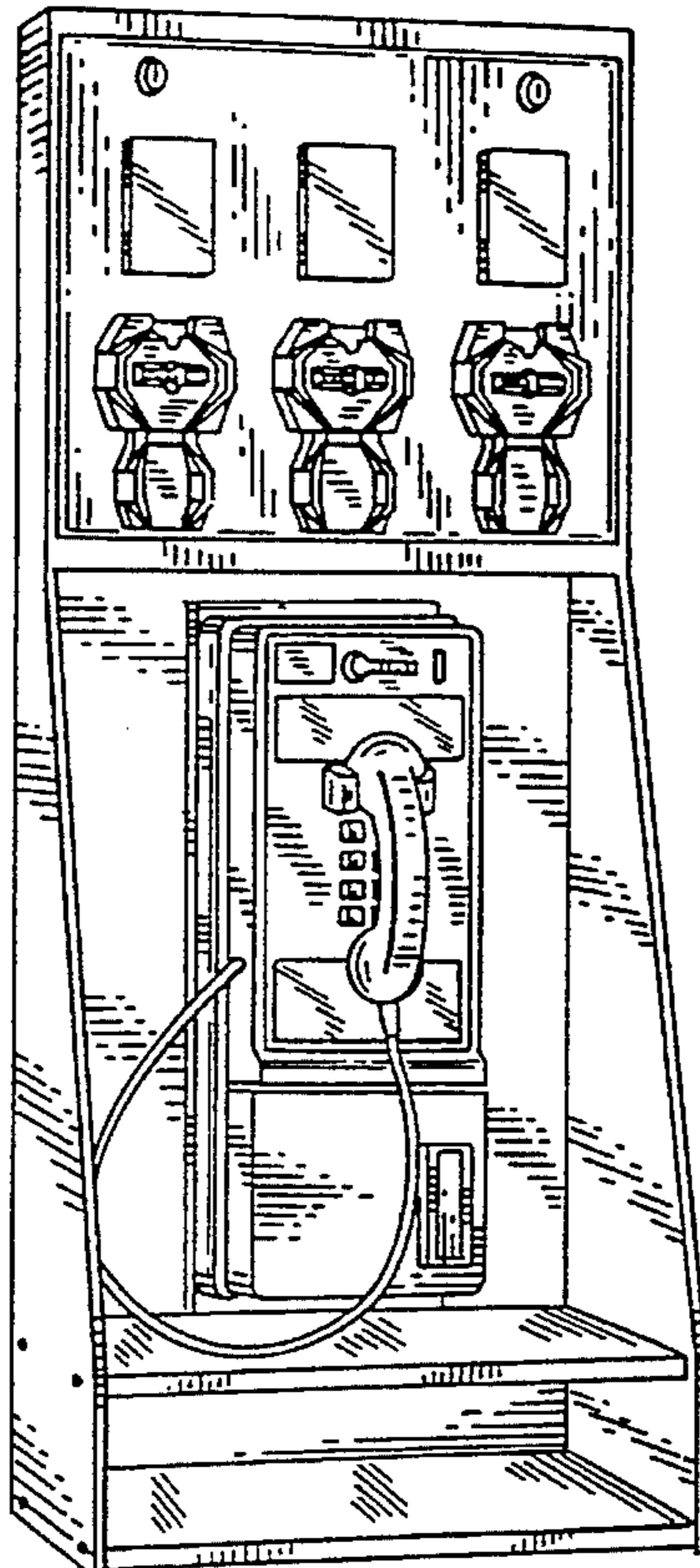
[57] **CLAIM**

The ornamental design for an enclosure for housing and displaying a public telephone and foodstuff dispensers, as shown and described.

DESCRIPTION

FIG. 1 is a perspective view of the enclosure for a public telephone and foodstuff dispensers illustrating my new design;
FIG. 2 is a front view of that illustrated in FIG. 1;
FIG. 3 is a side view of that illustrated in FIG. 1;
FIG. 4 is a back view of that illustrated in FIG. 1;
FIG. 5 is a top, plan view of that illustrated in FIG. 1; and,
FIG. 6 is a bottom view of that illustrated in FIG. 1.

1 Claim, 2 Drawing Sheets



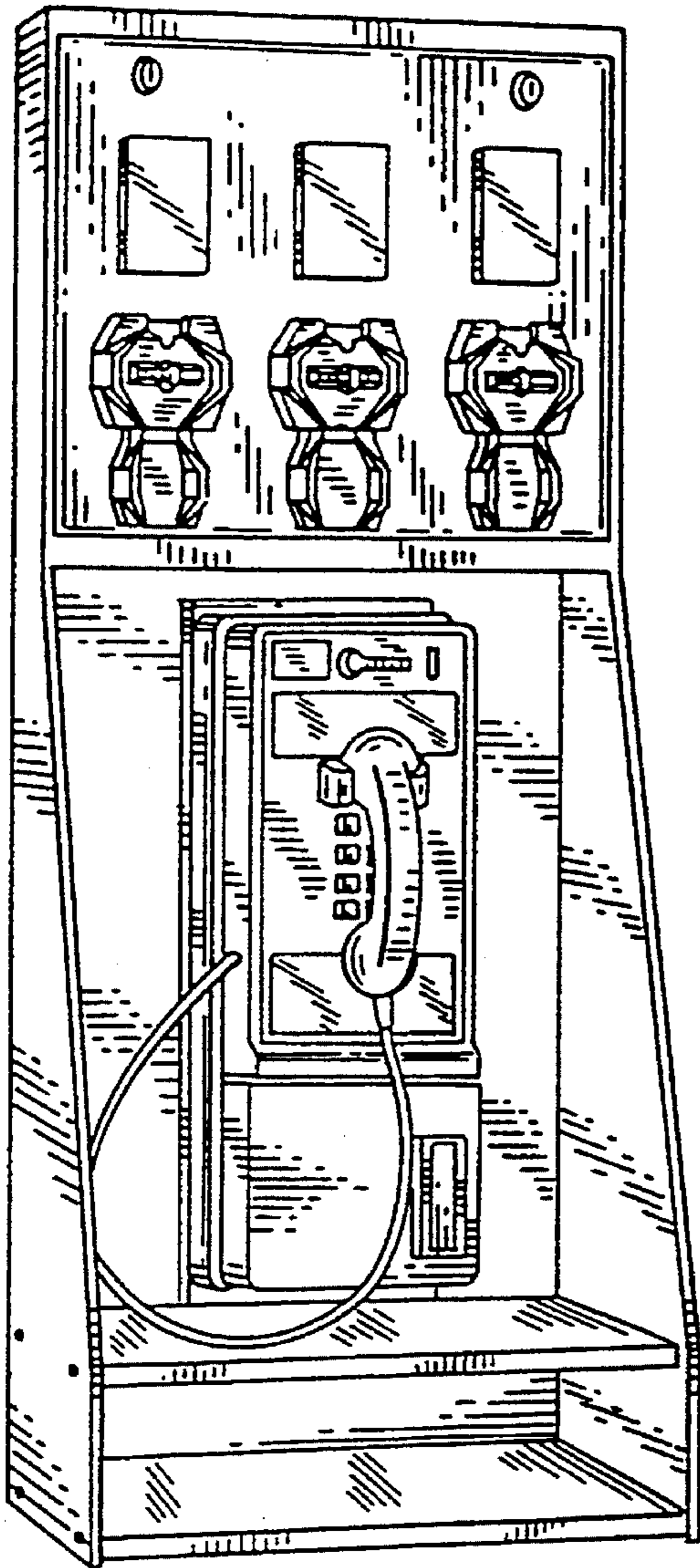


FIG. 1

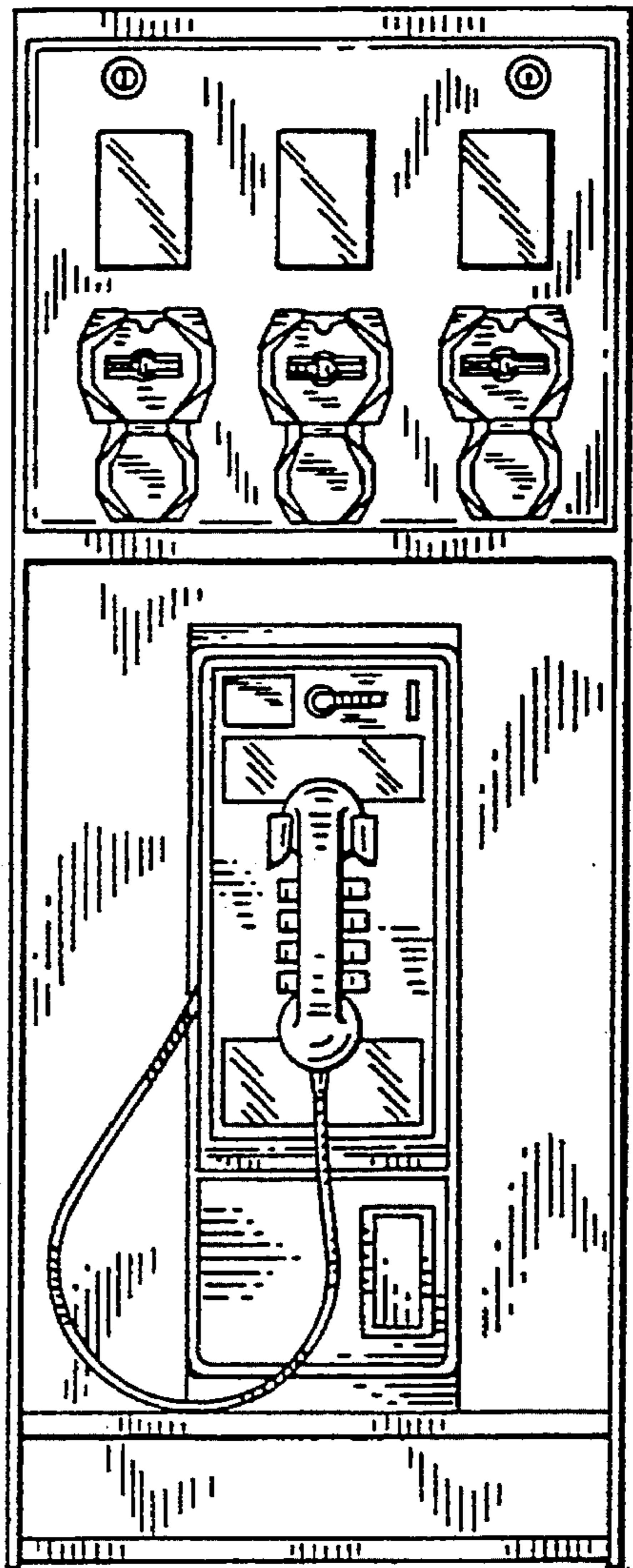


FIG. 2

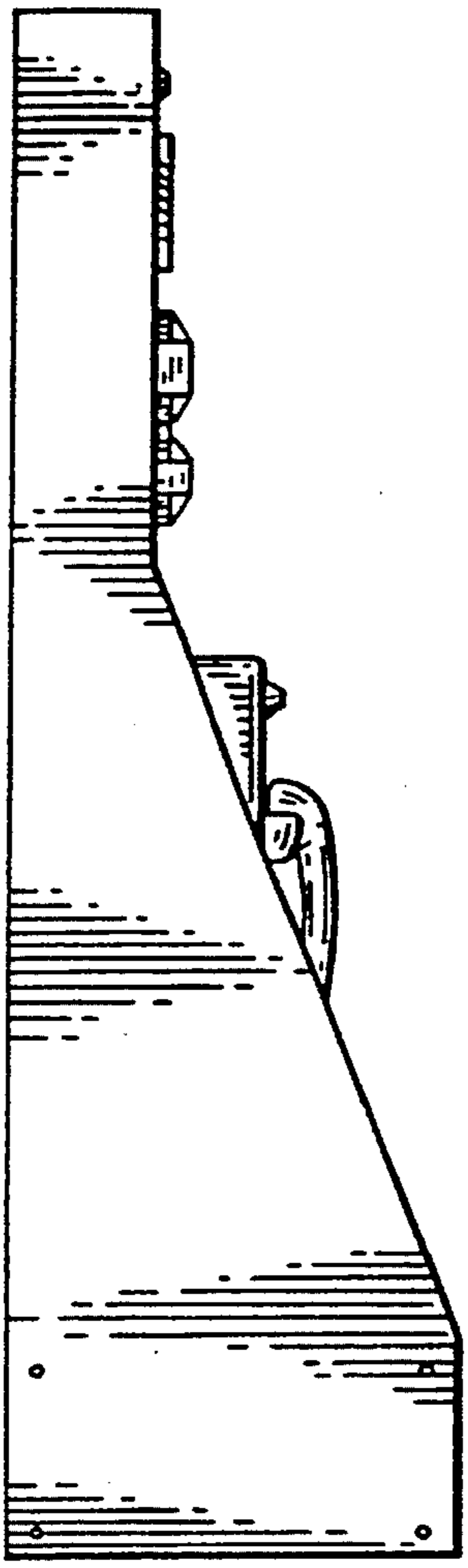


FIG. 3




FIG. 4

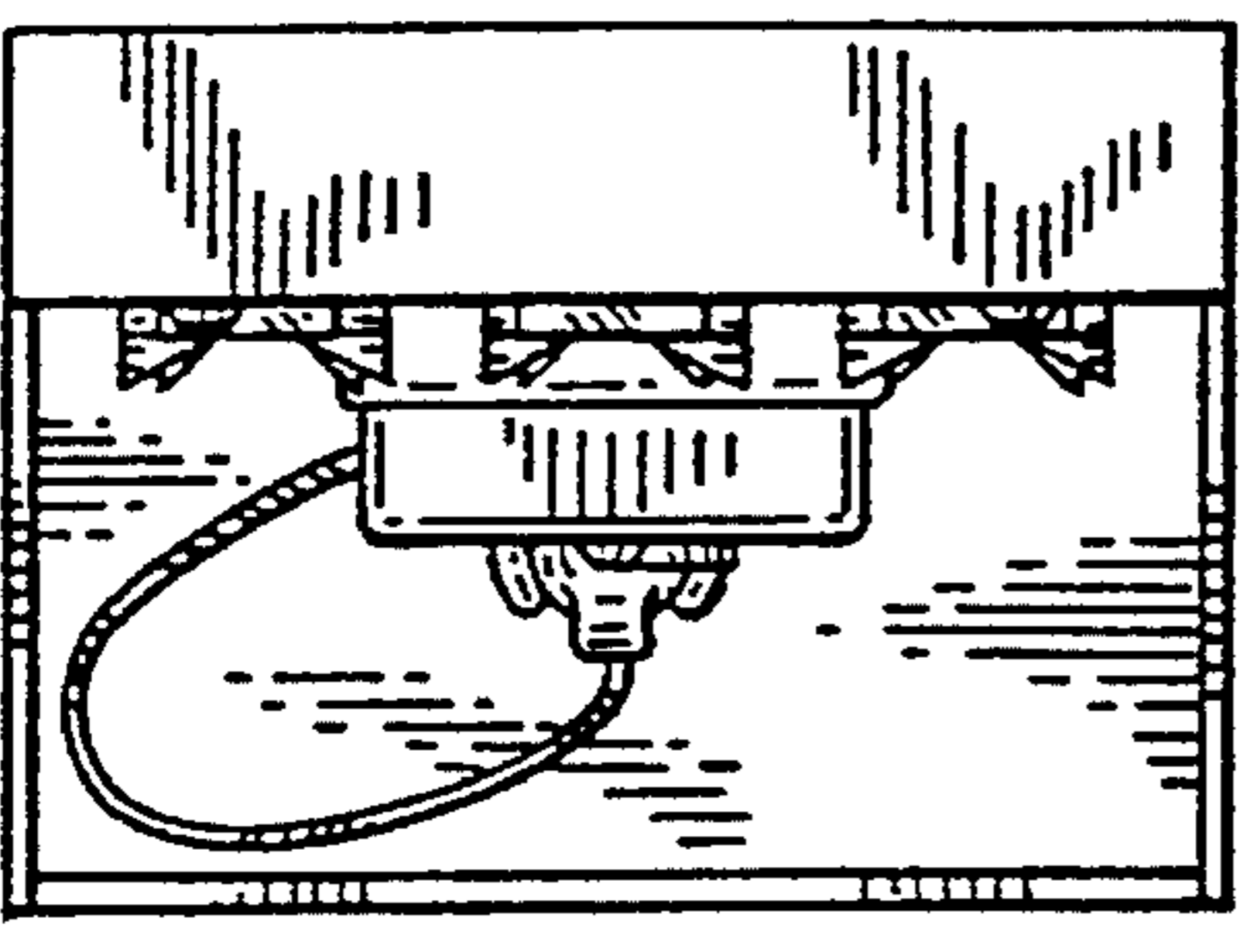


FIG. 5

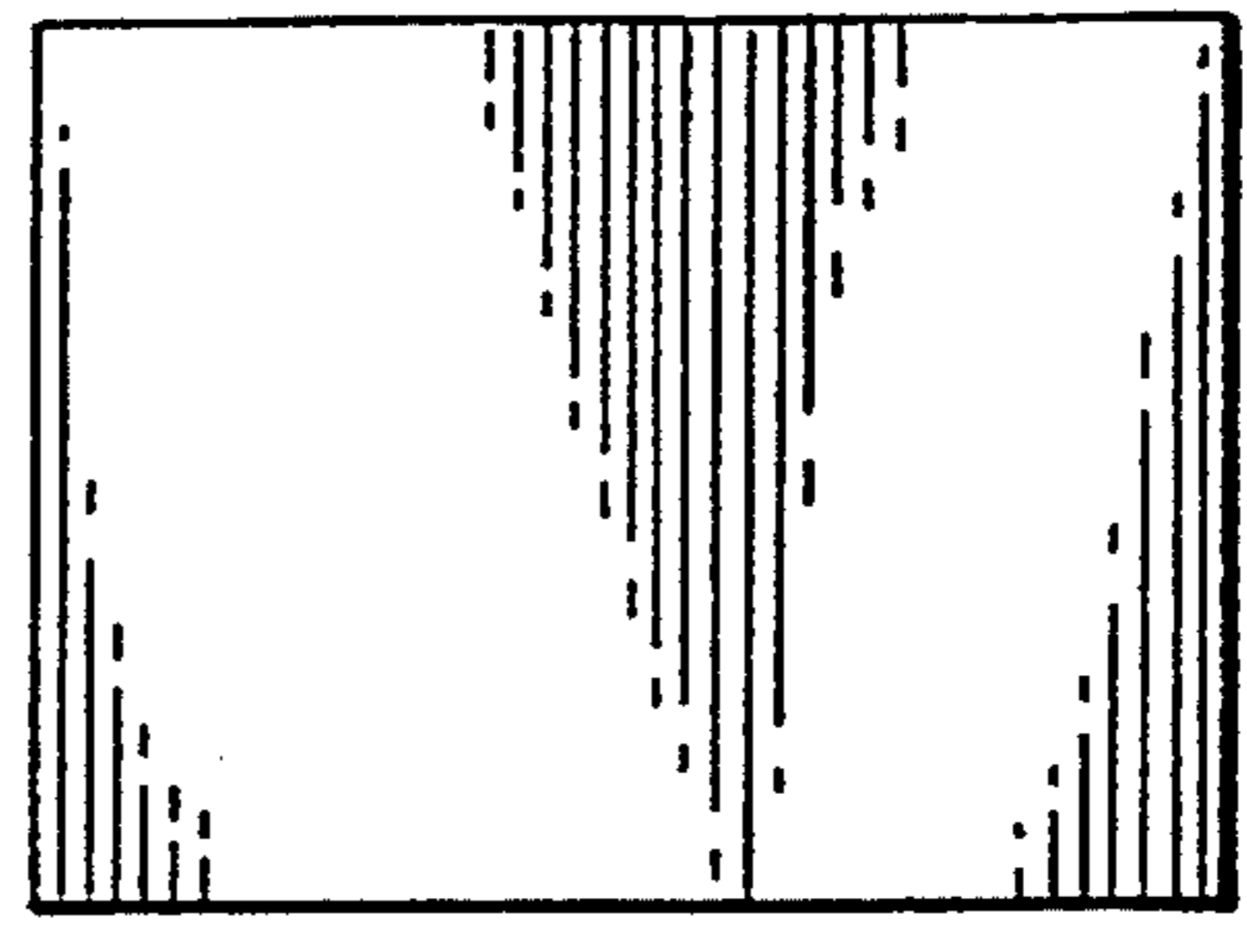


FIG. 6