



US00D368881S

United States Patent [19]
Coombes et al.

[11] **Patent Number:** **Des. 368,881**
[45] **Date of Patent:** ****Apr. 16, 1996**

[54] **INVALID CHAIR**

4,643,446 2/1987 Murphy et al. 280/250.1
4,892,323 1/1990 Oxford 280/250.1
5,322,140 6/1994 Bussinger 180/907

[76] Inventors: **Kathleen M. Coombes**, Pastures
Cottage, Grit Lane, Malvern,
Worcestershire, WR14 1YR, England;
John C. Mitton, 194, Binley Road,
Stoke, Coventry CV3 1HG, England;
Brian Davies, 7, Chestnut Grove,
Wolston, Coventry, CV8 3HY, England,
4

Primary Examiner—Kay H. Chin
Attorney, Agent, or Firm—Loeb & Loeb

[**] Term: **14 Years**

[57] **CLAIM**

The ornamental design for an invalid chair, as shown and described.

[21] Appl. No.: **12,610**

DESCRIPTION

[22] Filed: **Sep. 7, 1993**

FIG. 1 is a perspective view looking down from a point located at the right side, and forward of, the invalid chair;

[30] **Foreign Application Priority Data**

Mar. 6, 1993 [GB] United Kingdom 2029626

FIG. 2 is a front view thereof, looking down;

[52] **U.S. Cl.** **D12/128; D12/131**

FIG. 3 is a rear view thereof;

[58] **Field of Search** D12/128, 131;
297/DIG. 4; 280/250.1, 658; 180/907, 908;
5/81.1, 83.1, 86.1

FIG. 4 is a side view, looking slightly down, from the left side thereof; and,

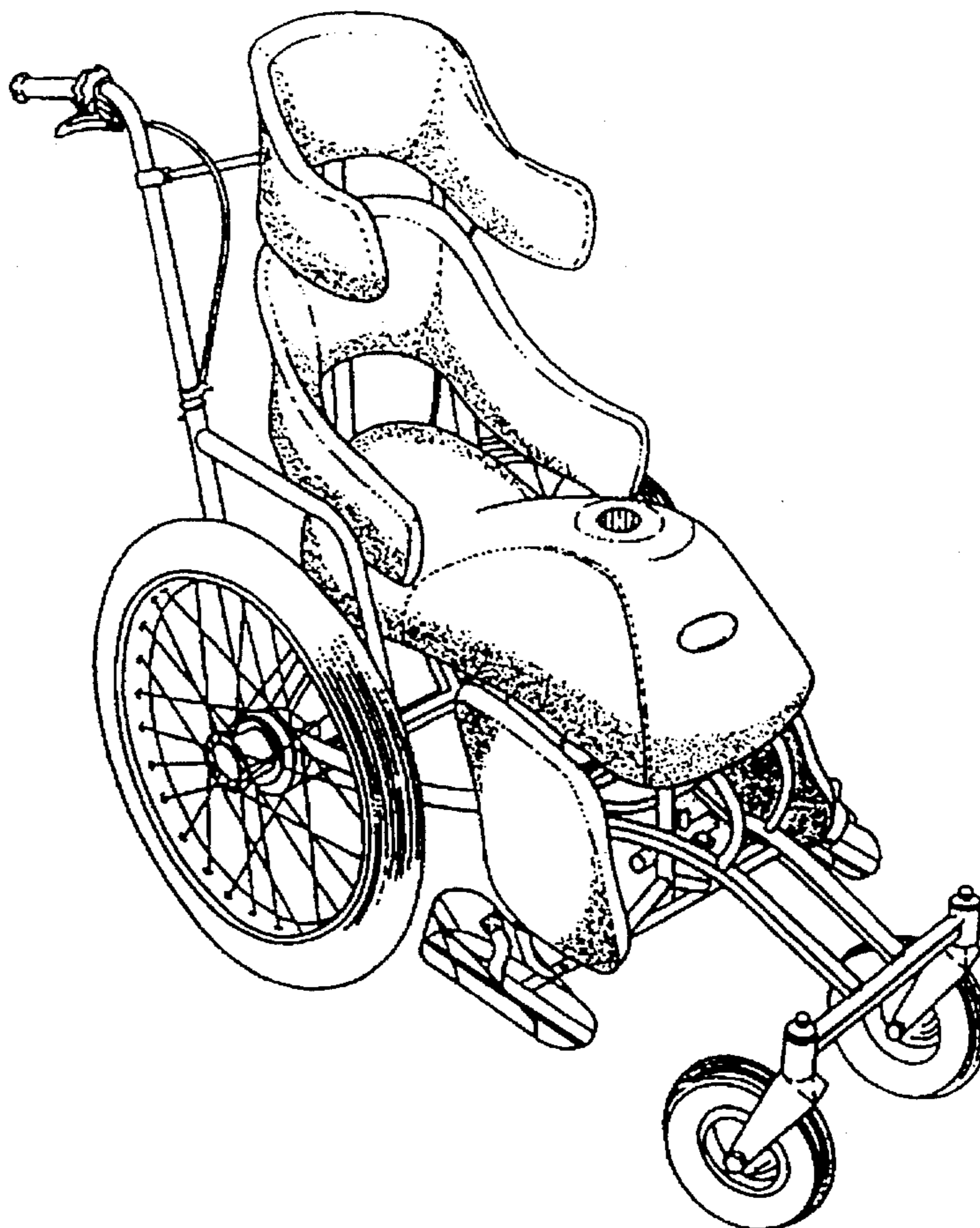
FIG. 5 is a side view from the right side thereof.

[56] **References Cited**

U.S. PATENT DOCUMENTS

D. 336,452 6/1993 Holm-Rasmussen D12/128

1 Claim, 1 Drawing Sheet



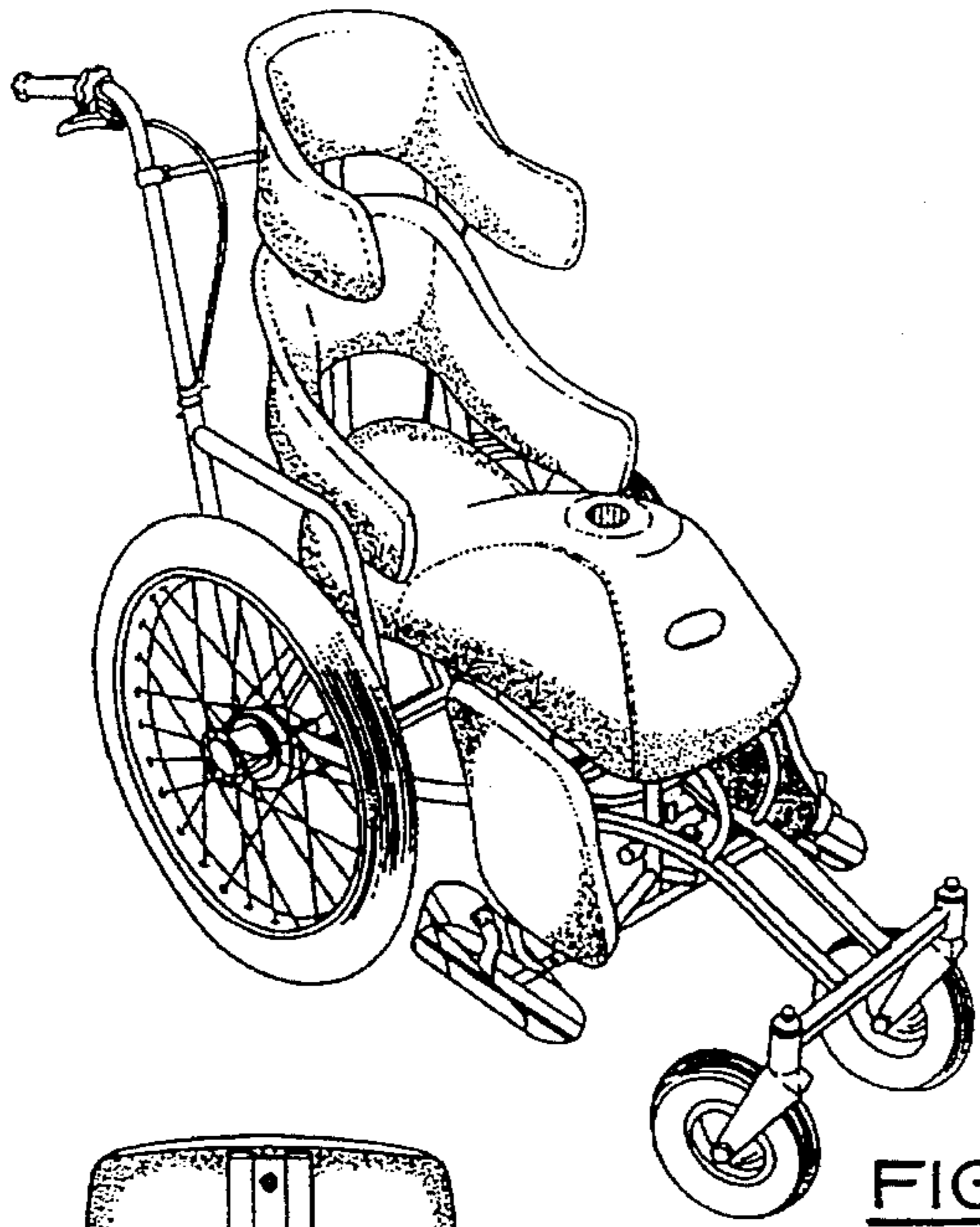


FIG. 1.

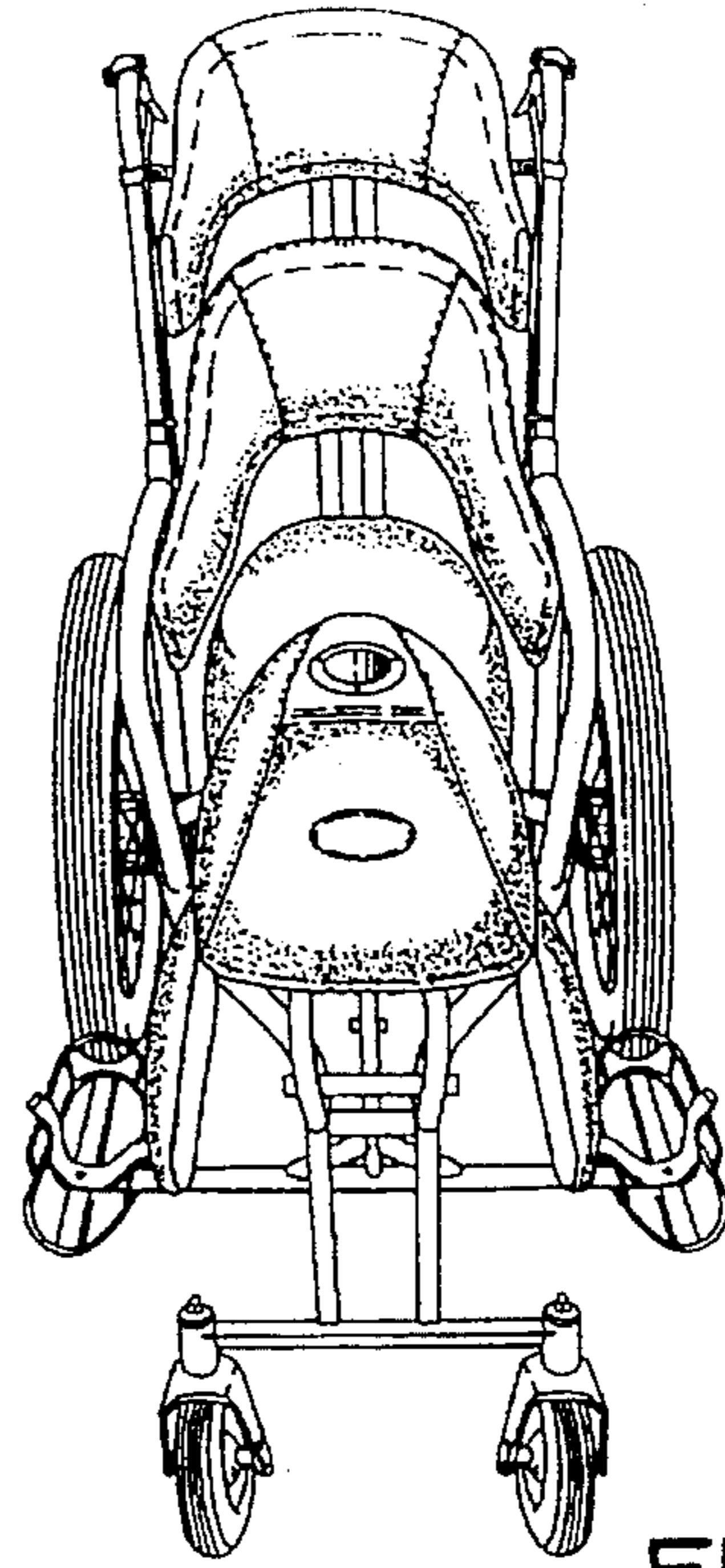


FIG. 2.

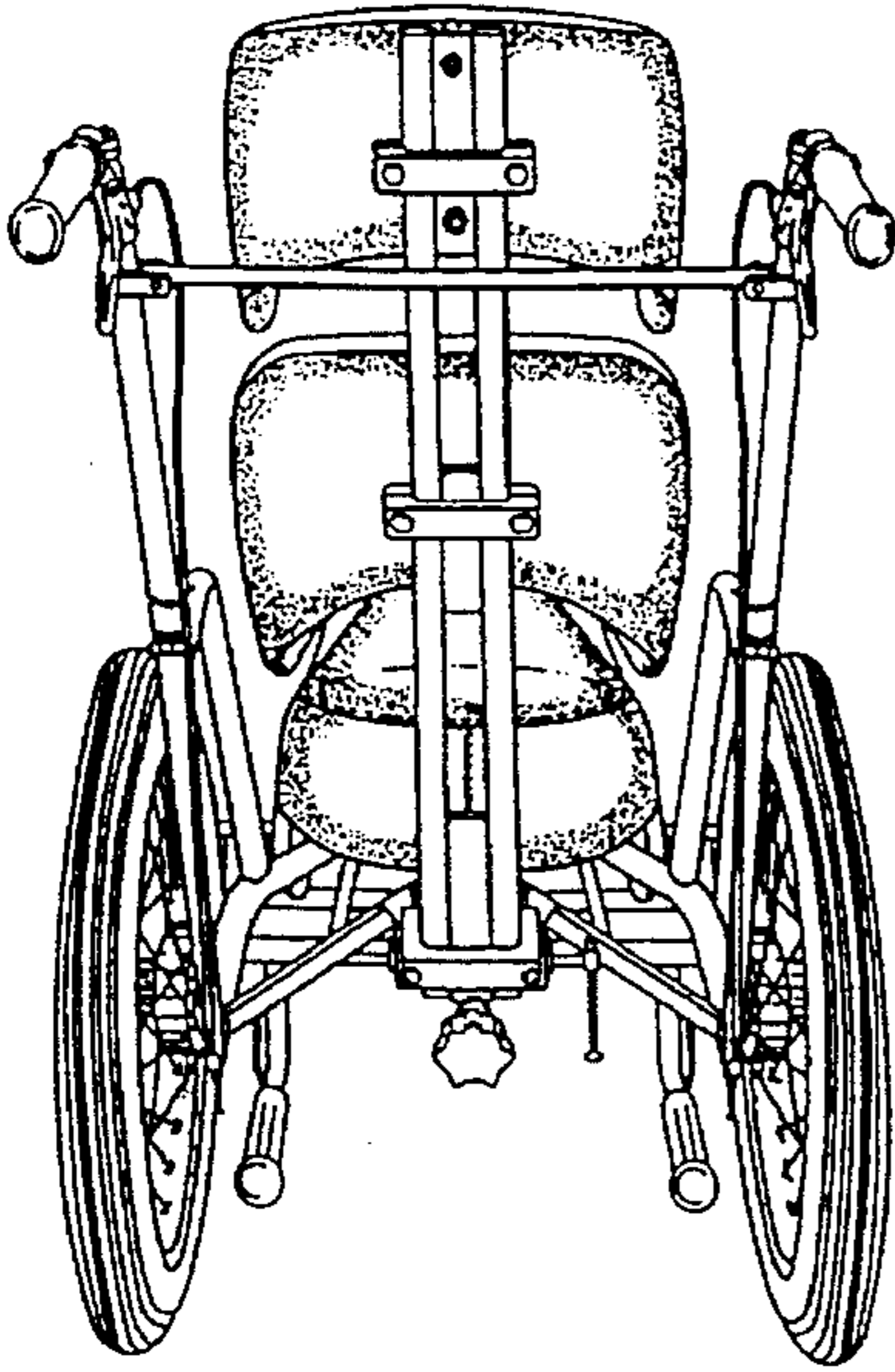


FIG. 3.




FIG. 4.




FIG. 5.