



US00D368870S

# United States Patent [19]

[11] Patent Number: **Des. 368,870**

Goeden et al.

[45] Date of Patent: **\*\*Apr. 16, 1996**

[54] **JEWELRY CONNECTING LINK**

[75] Inventors: **Danny Goeden, Hermosa; Thinlye Phuntshok, Box Elder, both of S. Dak.**

[73] Assignee: **Coleman Company, Rapid City, S. Dak.**

[\*\*] Term: **14 Years**

3,948,040 4/1976 Tuppini .  
 4,265,098 5/1981 Wayne .  
 4,353,124 10/1982 Weinzettel et al. .  
 4,530,221 7/1985 Weinberg .  
 4,750,325 6/1988 Messier .  
 4,858,425 8/1989 Cheredaryk et al. .  
 5,155,990 10/1992 Poll .  
 5,197,274 3/1993 Braun .  
 5,214,940 6/1993 Capifali .

[21] Appl. No.: **33,327**

[22] Filed: **Jan. 10, 1995**

[52] U.S. Cl. .... **D11/93**

[58] Field of Search ..... D11/1-18, 86-93;  
 63/2, 29; 59/78, 80; D8/399

### OTHER PUBLICATIONS

Landstrom's Flier, JC Penney Assortment, 1991.  
 Rushmore Gold Company catalog, 1990, pp. 8-12, 14.

*Primary Examiner*—Ralf Seifert  
*Attorney, Agent, or Firm*—Mark Rogers; Ray F. Cox, Jr.

### [56] References Cited

#### U.S. PATENT DOCUMENTS

D. 105,613	8/1937	Regelmann .....	D11/86
D. 114,454	4/1939	Mazer .....	D11/93
D. 118,763	1/1940	Weiss .....	D11/86
D. 205,541	8/1966	Strohm, Jr. ....	D11/93
D. 295,505	5/1988	Watts et al. ....	D11/87
D. 319,033	8/1991	Chia et al. ....	D11/93
1,021,491	3/1912	Segman .	
1,028,217	6/1912	Jacques .	
1,256,118	2/1918	Duncan .	
1,898,402	2/1933	Smith .	
2,228,686	1/1941	Bezault .	
2,355,944	8/1944	Beggs .	
2,920,442	1/1960	Kunzmann et al. .	
3,690,064	9/1972	Pompeo .	

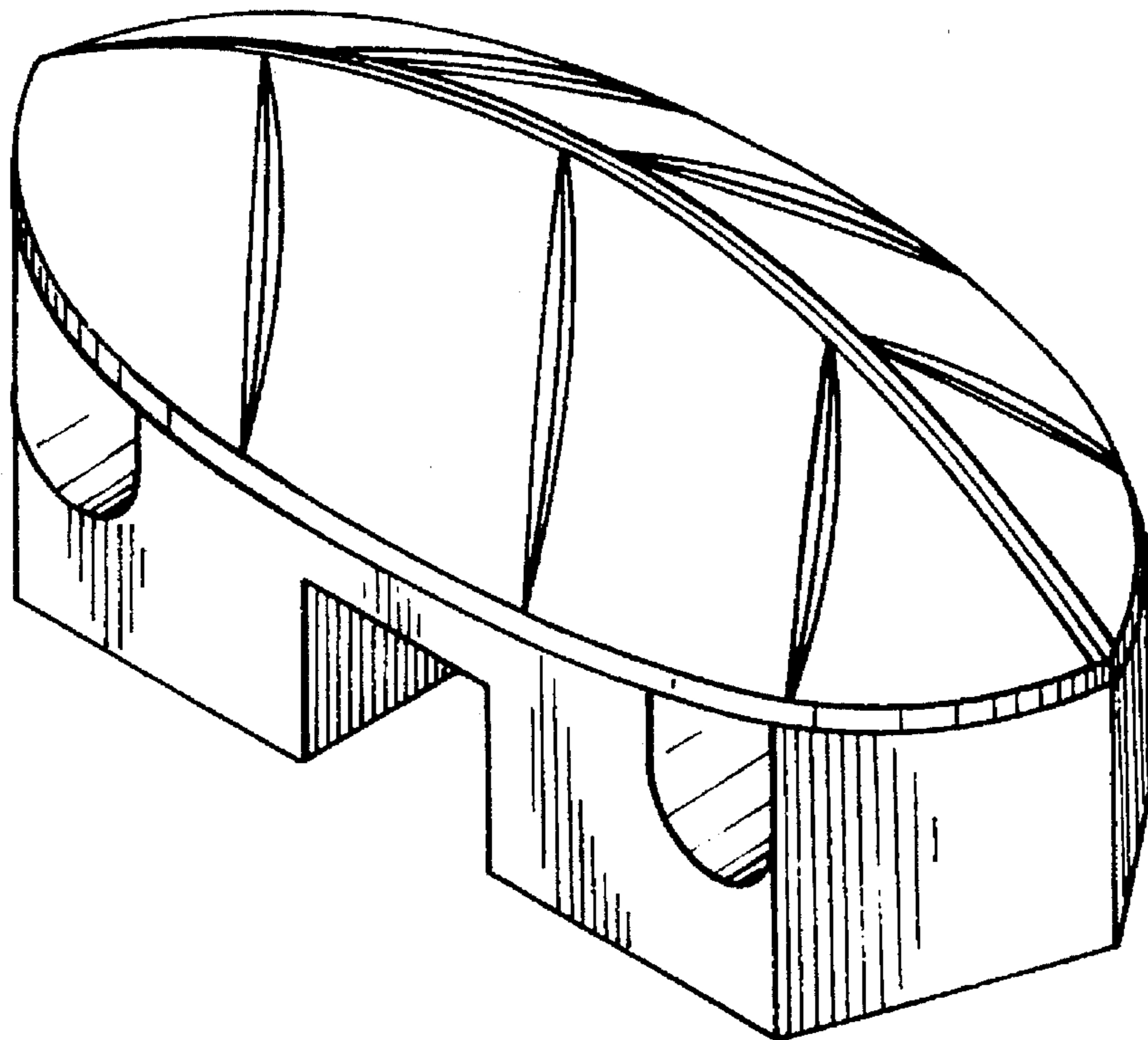
### [57] CLAIM

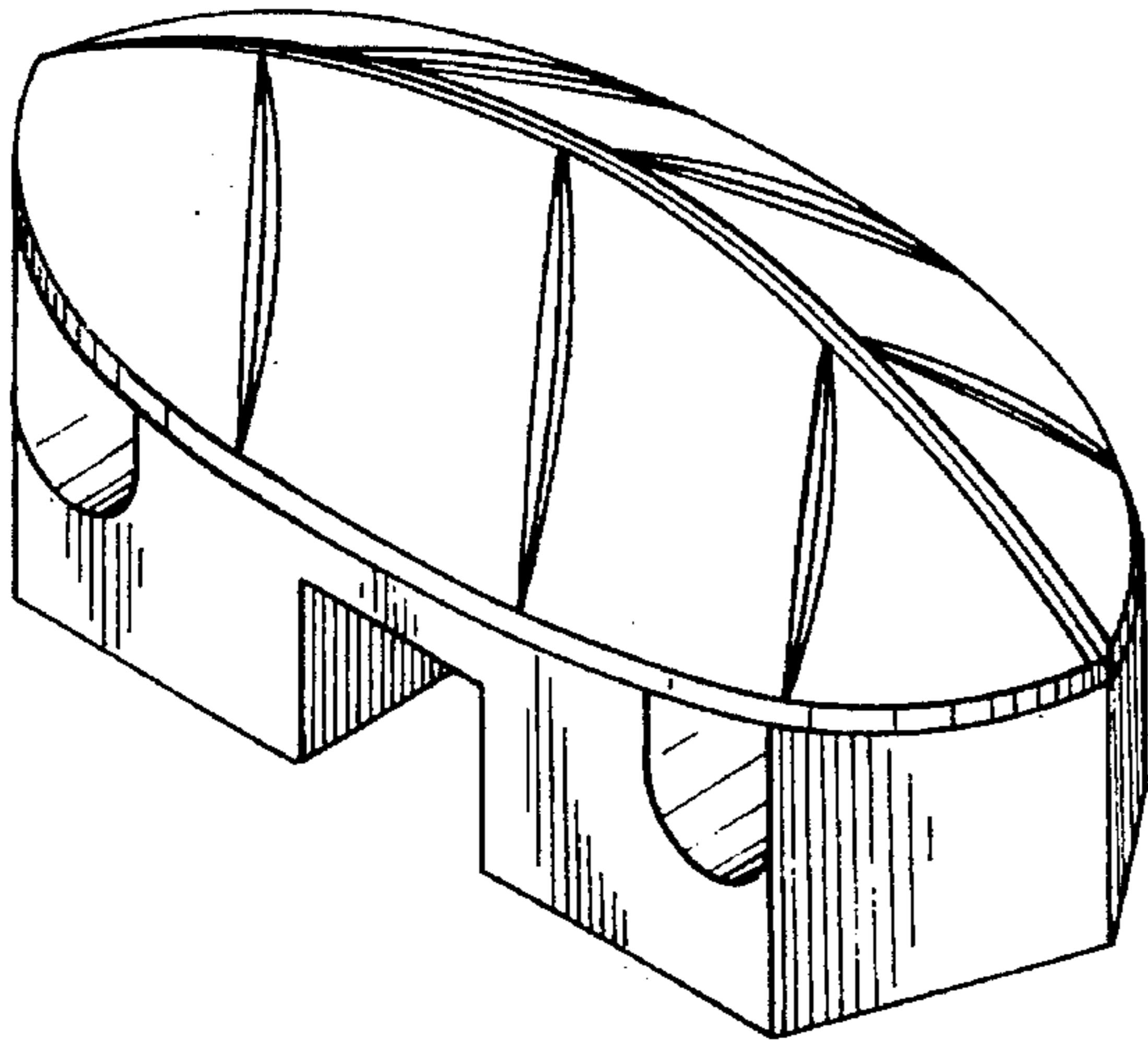
The ornamental design for a jewelry connecting link, as shown and described.

### DESCRIPTION

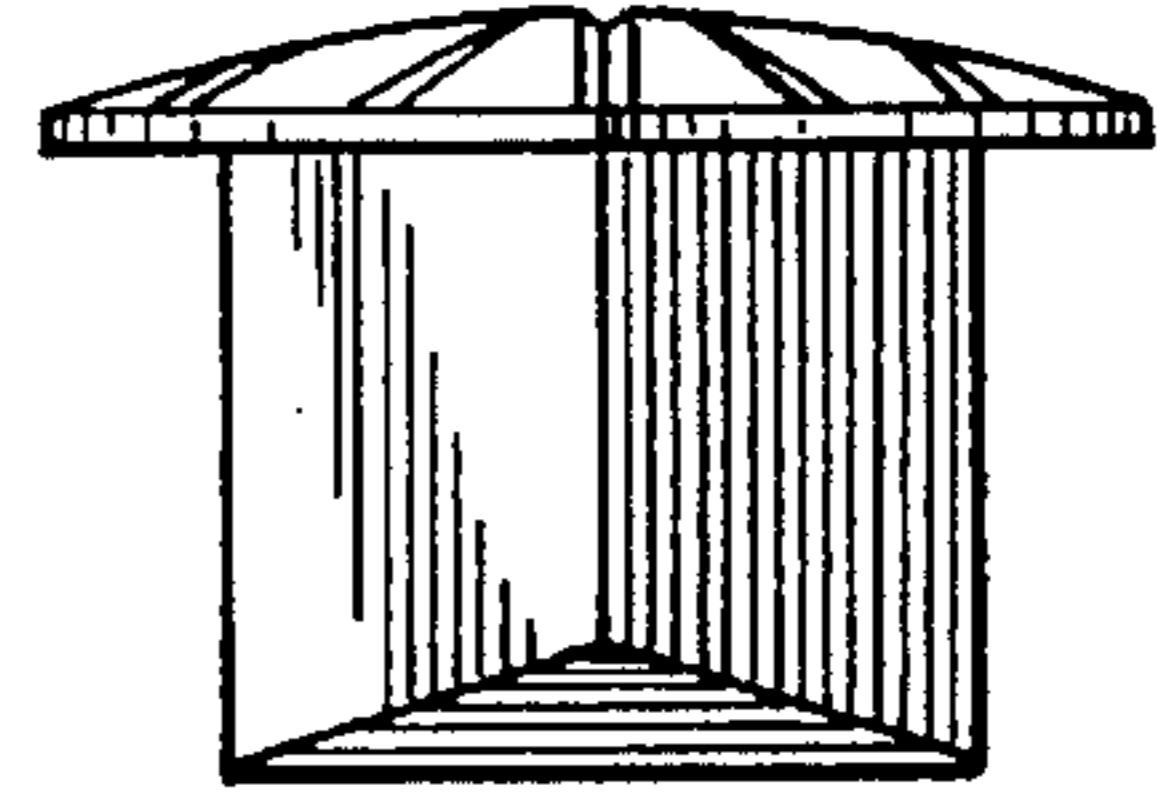
FIG. 1 is an enlarged, perspective view of the jewelry connecting link showing our new design;  
 FIG. 2 is a top plan view thereof;  
 FIG. 3 is a side elevational view taken from the left side thereof, the right side elevational view being a mirror image of the left side elevational view;  
 FIG. 4 is a front elevational view thereof; and,  
 FIG. 5 is a rear elevational view thereof.

1 Claim, 1 Drawing Sheet

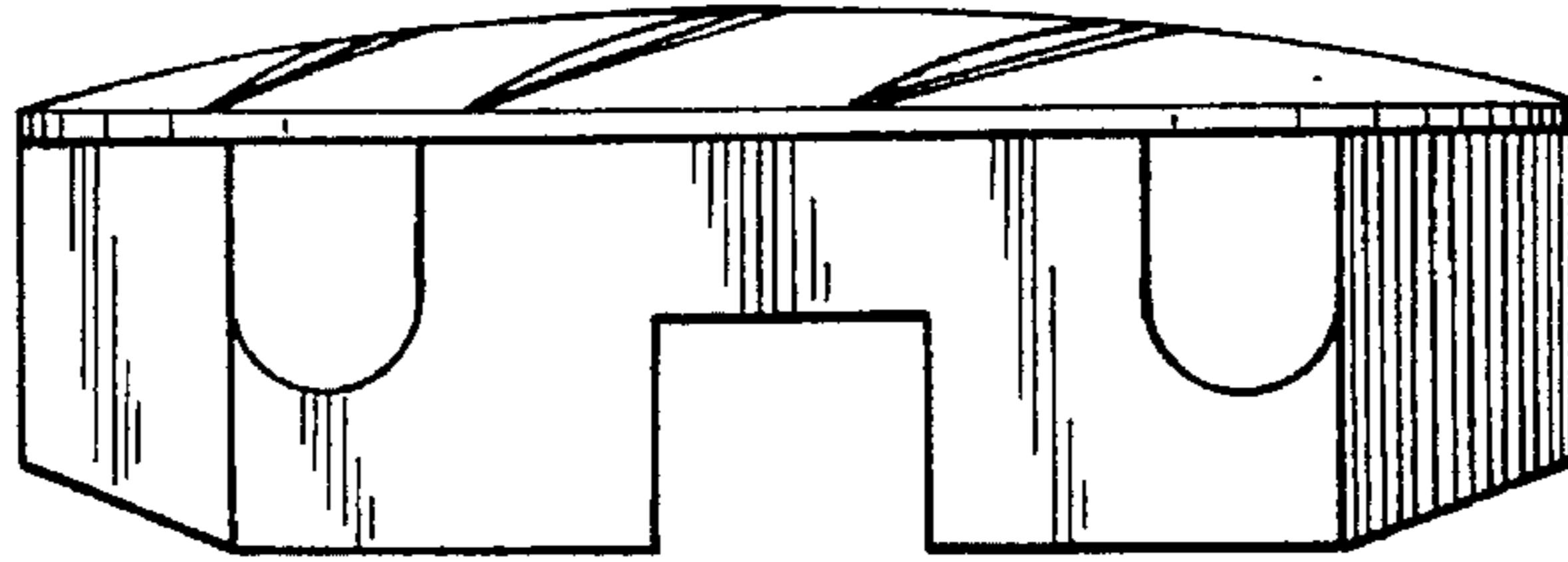




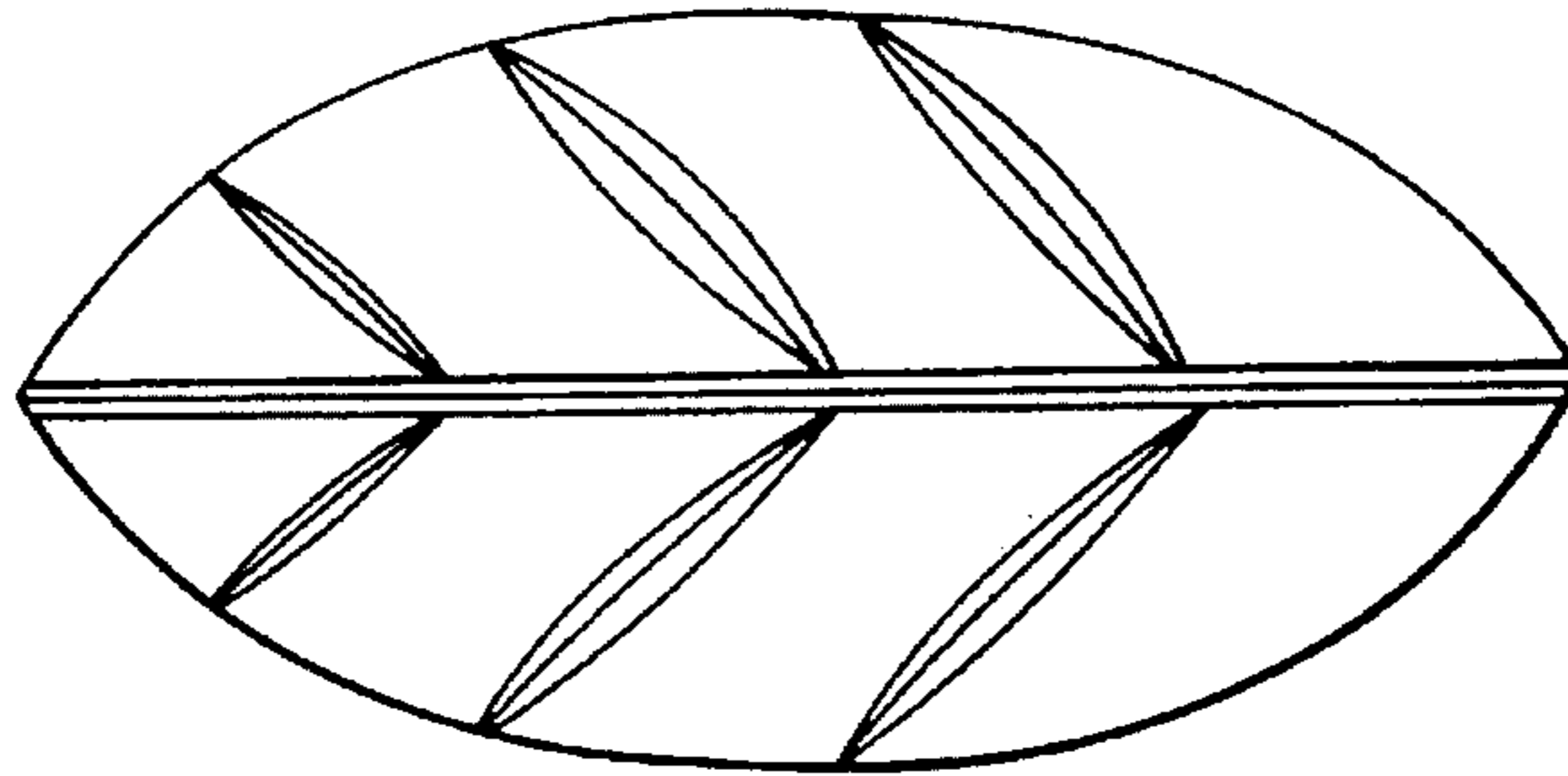
**FIG. 1**



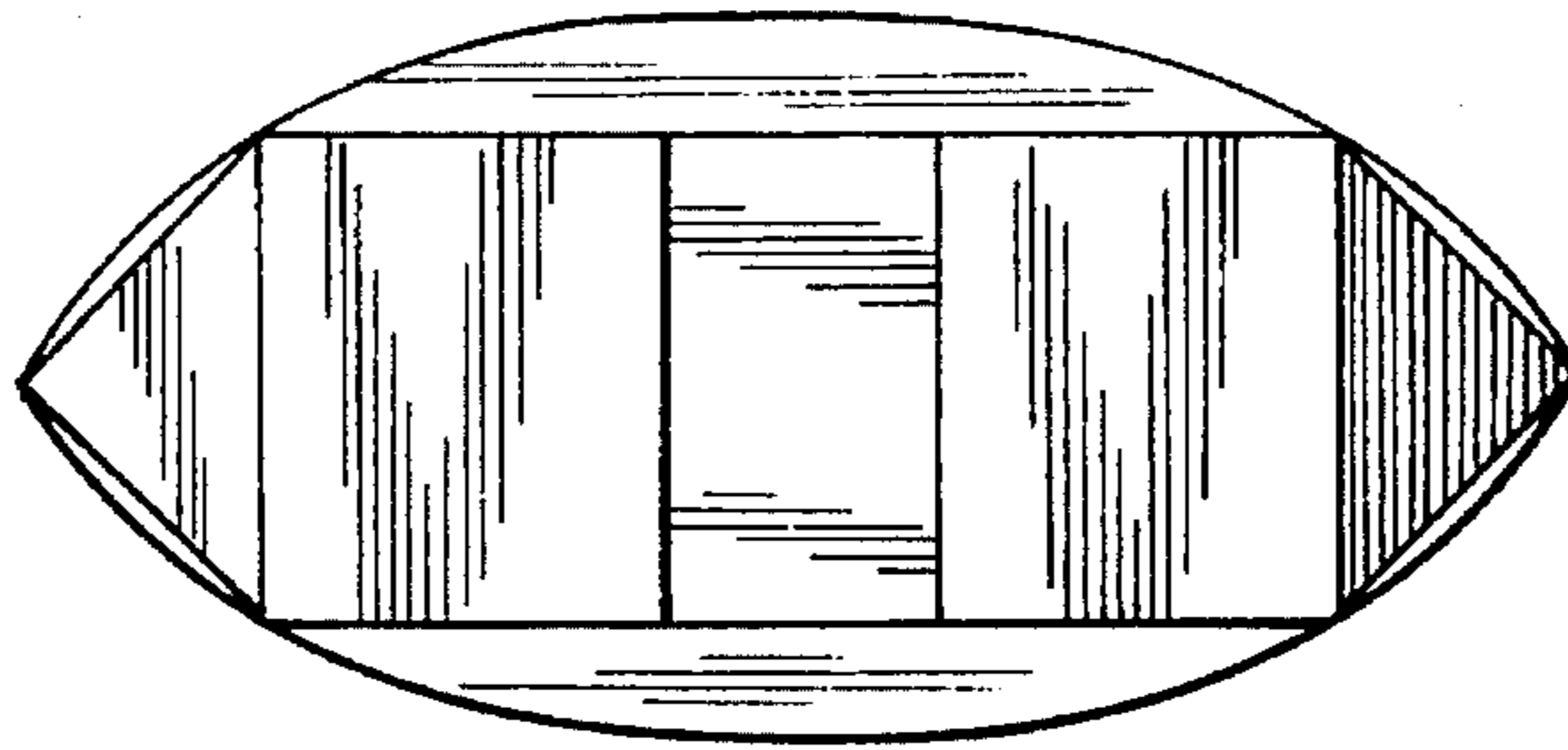
**FIG. 2**



**FIG. 3**



**FIG. 4**



**FIG. 5**