



US00D368863S

United States Patent [19]

[11] Patent Number: **Des. 368,863**

Ballard

[45] Date of Patent: ****Apr. 16, 1996**

[54] **DECORATIVE SCOREBOARD FOR DART GAME**

2,012,023 8/1935 Richardson 116/224
5,054,792 10/1991 Danielson 116/222 X
5,438,950 8/1995 Rodrigues 116/222

[76] Inventor: **Philip R. Ballard**, 26 Hamlet St.,
Springfield, Mass. 01104

Primary Examiner—Prabhakar G. Deshmukh
Attorney, Agent, or Firm—Cesari and McKenna

[**] Term: **14 Years**

[57] CLAIM

[21] Appl. No.: **36,831**

The ornamental design for a decorative scoreboard for a dart game, as shown and described.

[22] Filed: **Mar. 28, 1995**

[52] U.S. Cl. **D10/46.1**

DESCRIPTION

[58] **Field of Search** D10/46.1, 103,
D10/46; 235/90, 68; 116/222-225; 273/148 R,
416, 241, 259, 287

FIG. 1 is a top, front, and right-side perspective view of a decorative scoreboard for a dart game incorporating the design;

[56] References Cited

U.S. PATENT DOCUMENTS

D. 248,332 6/1978 Bailey et al. D10/46.1 X
D. 265,064 6/1982 Martin, Jr. D10/46.1
D. 298,922 12/1988 Hinkle D10/46.1
D. 339,754 9/1993 Cranmer D10/46.1
483,062 9/1892 Howell 116/224

FIG. 2 is a front elevational view thereof;


FIG. 3 is a plan view thereof;

FIG. 4 is a right-side elevational view thereof, the left-side elevational view being a mirror image;

FIG. 5 is a bottom view thereof; and,

FIG. 6 is a reduced scale rear elevational view thereof.

1 Claim, 2 Drawing Sheets






FIG. 1

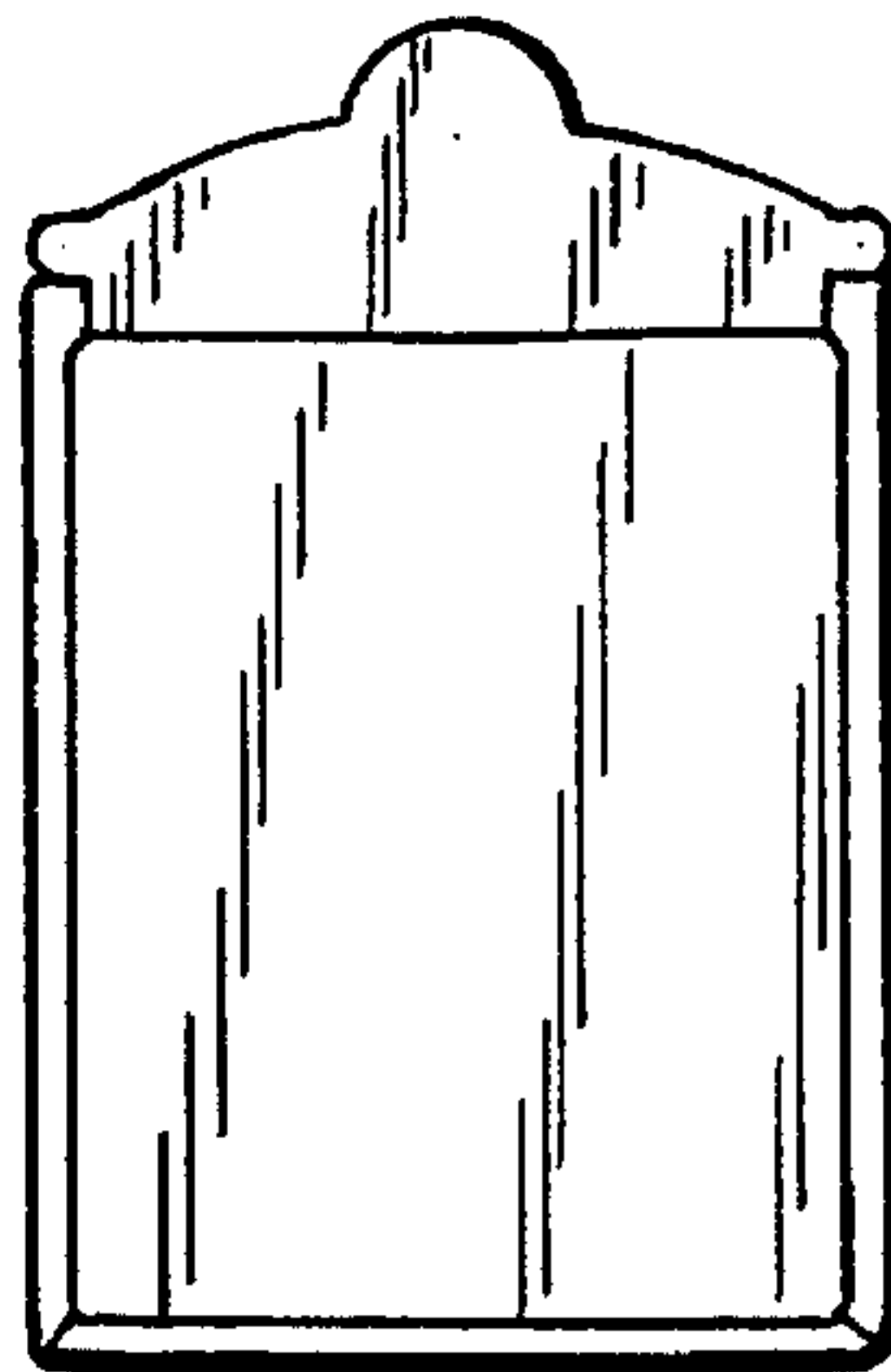


FIG. 6

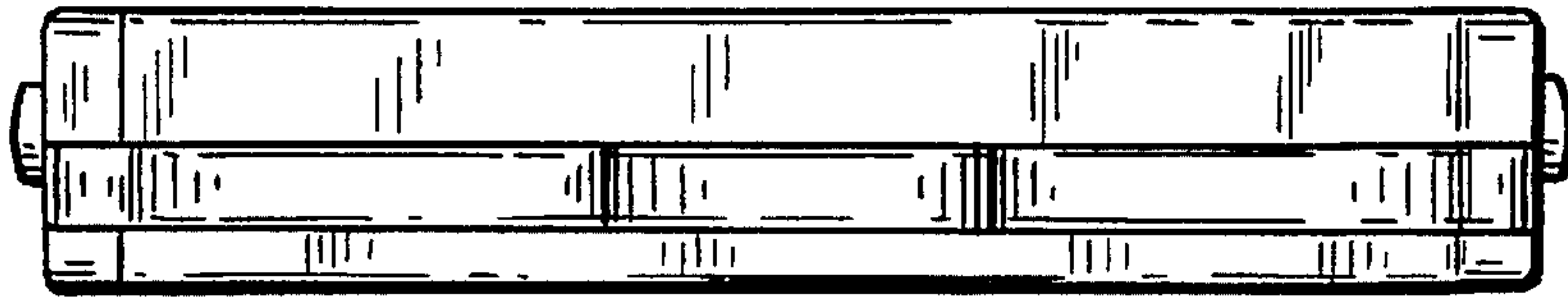


FIG. 3




FIG. 2




FIG. 4

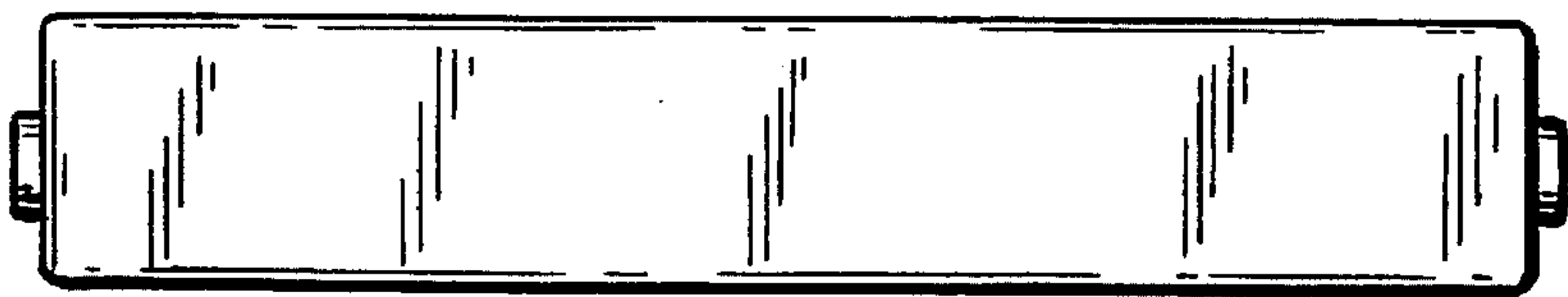


FIG. 5