



US00D368846S

# United States Patent [19]

[11] Patent Number: **Des. 368,846**

Myers et al.

[45] Date of Patent: **\*\*Apr. 16, 1996**

## [54] PORTION OF A KEY BLADE BLANK

[75] Inventors: **Gary L. Myers, Monee; Ratomir Zivovic, Chicago, both of Ill.**

[73] Assignee: **Fort Lock Corporation, River Grove, Ill.**

[\*\*] Term: **14 Years**

[21] Appl. No.: **36,581**

[22] Filed: **Mar. 23, 1995**

[52] U.S. Cl. .... **D8/347**

[58] Field of Search ..... **D8/347; 70/393, 70/402, 405-407, 437**

## [56] References Cited

### U.S. PATENT DOCUMENTS

D. 327,632	7/1992	Best et al. ....	D8/347
D. 335,253	5/1993	Eizen .....	D8/347
D. 349,842	8/1994	Kearns .	
D. 350,276	9/1994	Hoffman et al. ....	D8/347
3,499,304	3/1970	Naujoks .....	70/406
4,787,225	11/1988	Hauser .....	70/407

Primary Examiner—Brian N. Vinson  
Attorney, Agent, or Firm—Leydig, Voit & Mayer

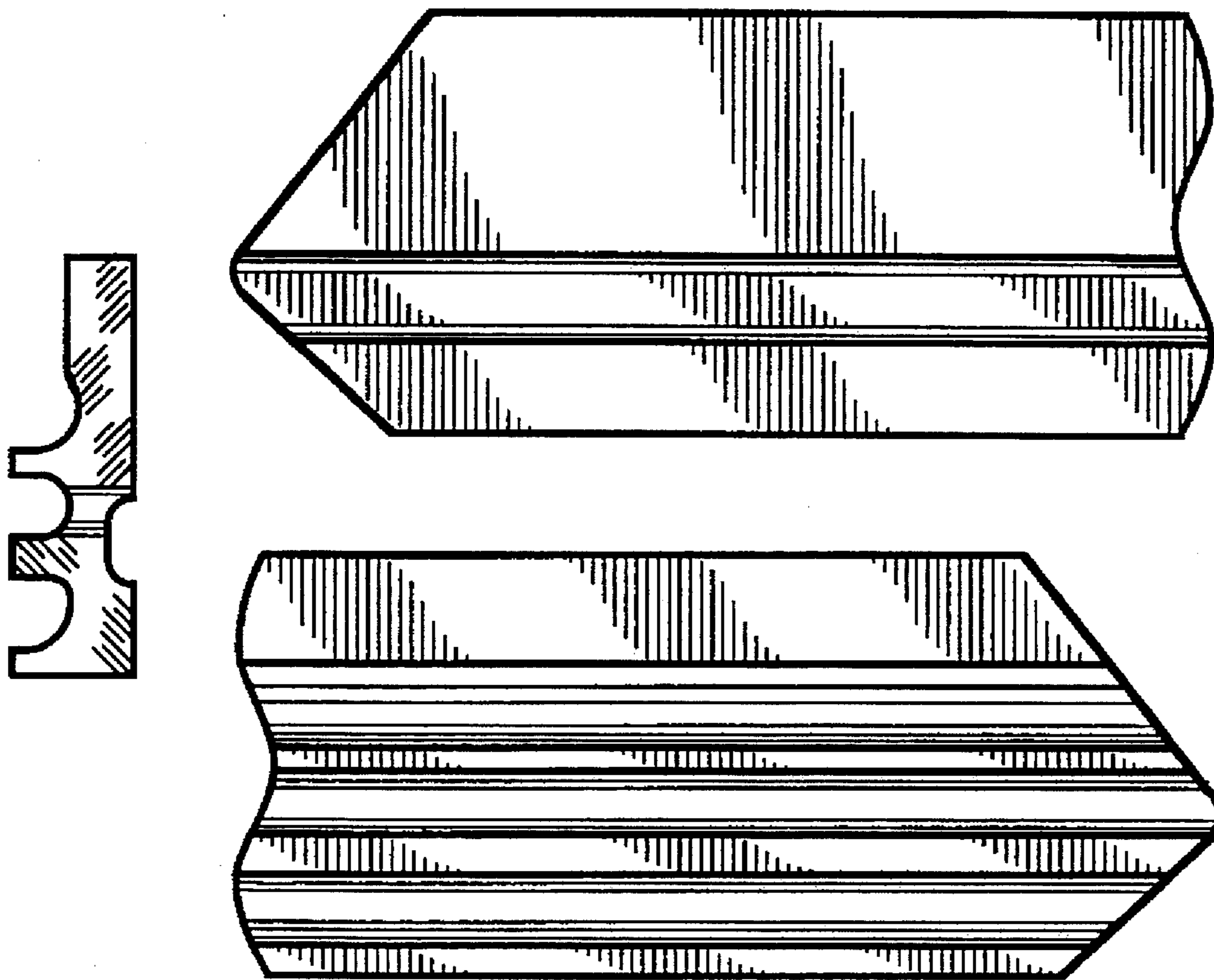
## [57] CLAIM


The ornamental design for a portion of a key blade blank, as shown and described.

## DESCRIPTION

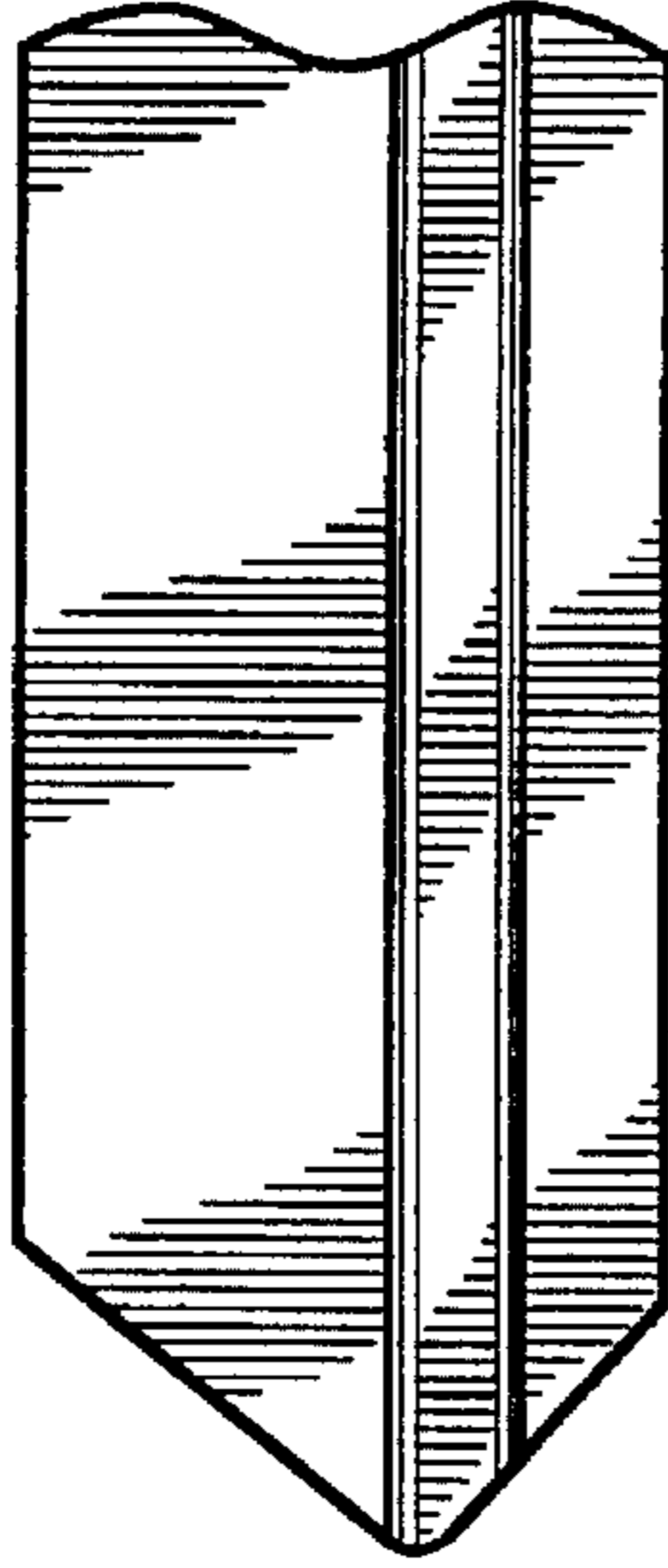
FIG. 1 is a front view of a first embodiment of our new design of a portion of a key blade blank;  
 FIG. 2 is a right side view of a first embodiment of our new design of a portion of a key blade blank;  
 FIG. 3 is a left side view of a first embodiment of our new design of a portion of a key blade blank;  
 FIG. 4 is a top view of a first embodiment of our new design of a portion of a key blade blank;  
 FIG. 5 is a bottom view of a first embodiment of our new design of a portion of a key blade blank;  
 FIG. 6 is a front view of a second embodiment of our new design of a portion of a key blade blank;  
 FIG. 7 is a right side view of a second embodiment of our new design of a portion of a key blade blank;  
 FIG. 8 is a left side view of a second embodiment of our new design of a portion of a key blade blank;  
 FIG. 9 is a top view of a second embodiment of my new design of a portion of a key blade blank; and,  
 FIG. 10 is a bottom view of a second embodiment of my new design of a portion of a key blade blank.

1 Claim, 2 Drawing Sheets





**FIG. 4**




**FIG. 2**



**FIG. 5**




**FIG. 1**



**FIG. 3**



**FIG. 9**



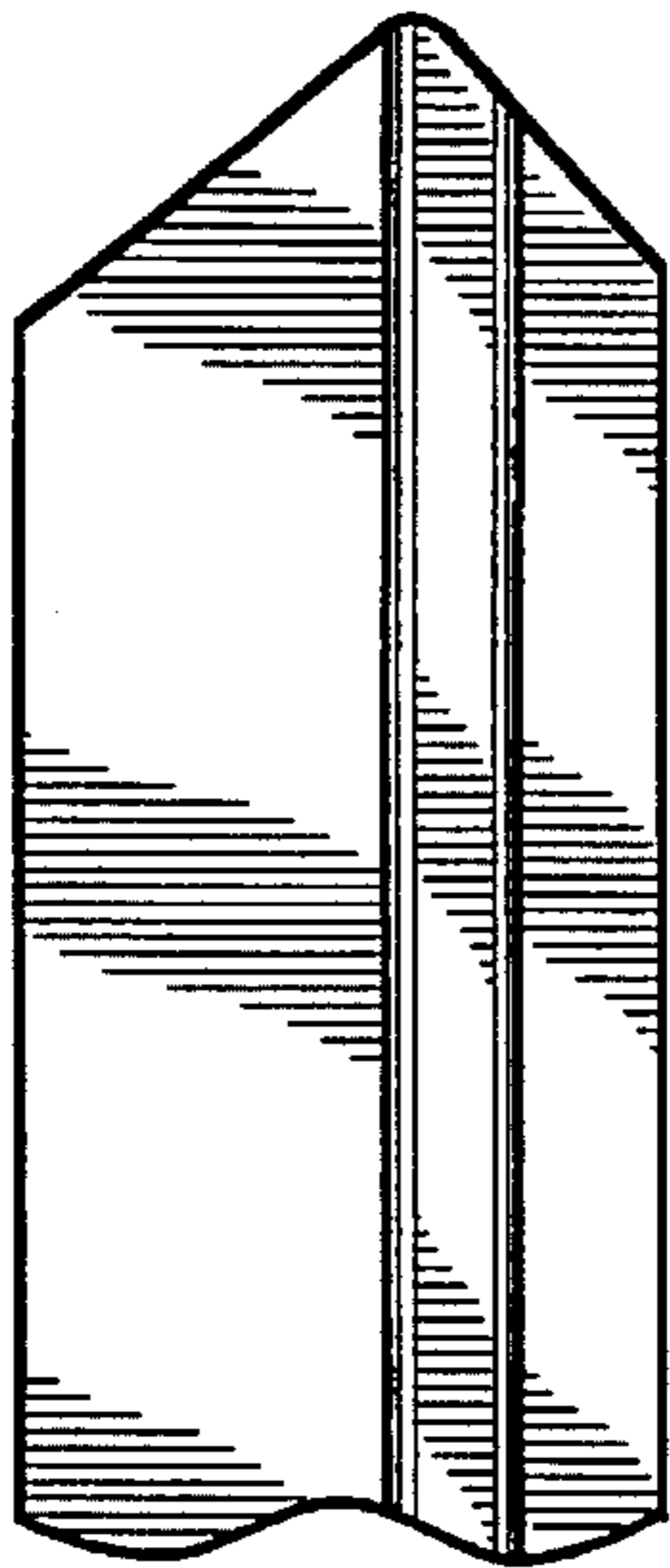
**FIG. 7**



**FIG. 10**



**FIG. 6**



**FIG. 8**