



US00D368843S

United States Patent [19]
Chieda

[11] **Patent Number: Des. 368,843**

[45] **Date of Patent: **Apr. 16, 1996**

- [54] **PULL**
- [75] **Inventor: Robert Chieda, Wheaton, Ill.**
- [73] **Assignee: Newell Operating Company, Freeport, Ill.**
- [**] **Term: 14 Years**
- [21] **Appl. No.: 34,481**
- [22] **Filed: Feb. 6, 1995**
- [52] **U.S. Cl. D8/317**
- [58] **Field of Search D8/300, 315-320; 16/110 R, 111 R, 124**

American Cabinet Hardware Corp. Cat. 139; © 1939; p. 192; pull No. 304.
American Cabinet Hardware Corp. Cat.; p. 2; pull No. ED400.

Primary Examiner—B. J. Bullock
Attorney, Agent, or Firm—Foley & Lardner

[57] **CLAIM**

The ornamental design for a pull, as shown and described.

DESCRIPTION

FIG. 1 is a perspective view of a pull showing my new design;
FIG. 2 is a top plan view thereof;
FIG. 3 is a front view thereof;
FIG. 4 is a bottom plan view thereof;
FIG. 5 is a rear view thereof;
FIG. 6 is a right end view thereof, the left end view being a mirror image; and,
FIG. 7 is an enlarged sectional view taken on line 7—7 of FIG. 4.

- [56] **References Cited**
- U.S. PATENT DOCUMENTS**
- D. 129,927 10/1941 Peat D8/316
- OTHER PUBLICATIONS**
- American Cabinet Hardware Corp. Cat. 139; © 1939; p. 189; pull No. 310.

1 Claim, 1 Drawing Sheet

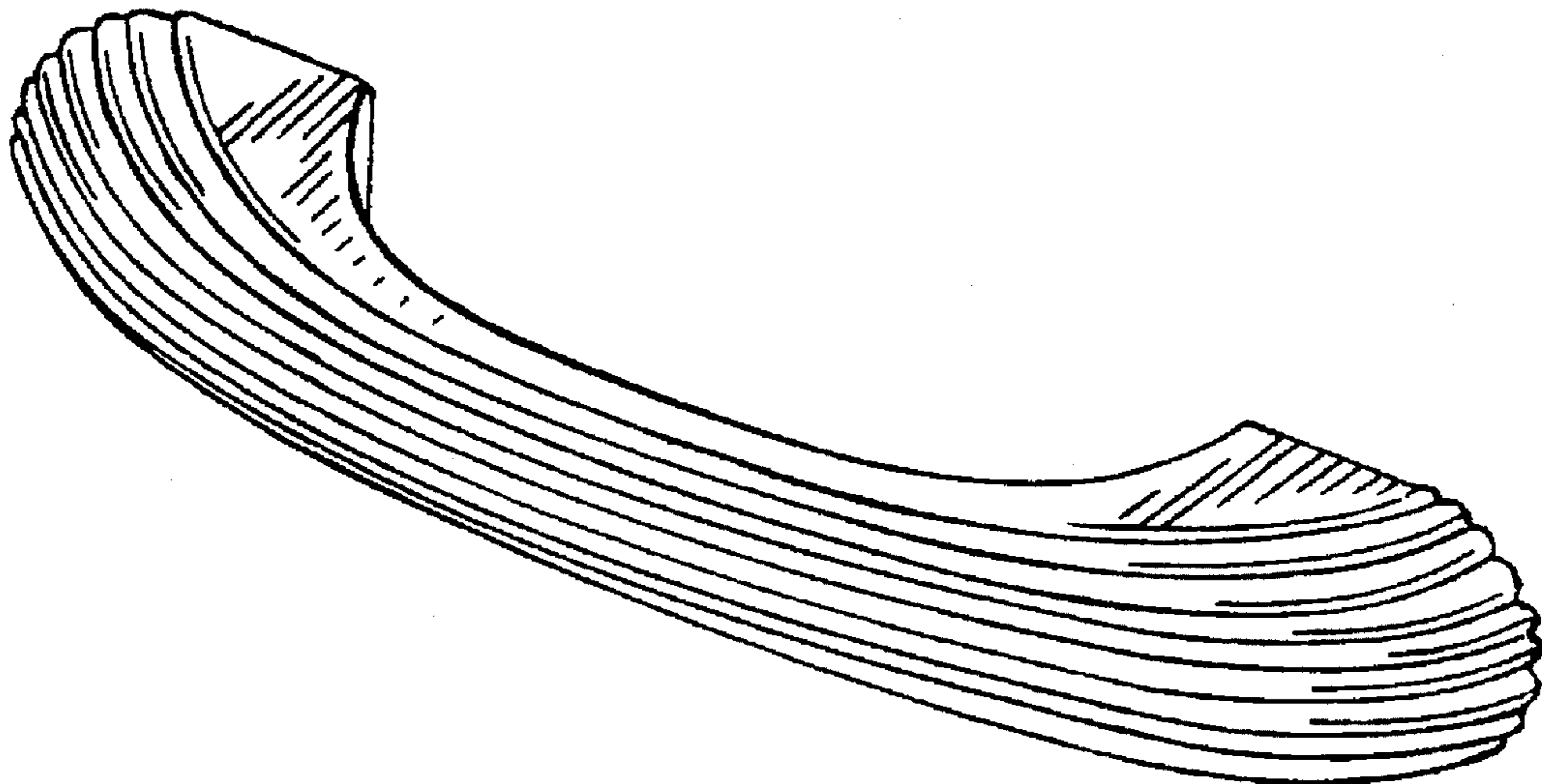


FIG. 1

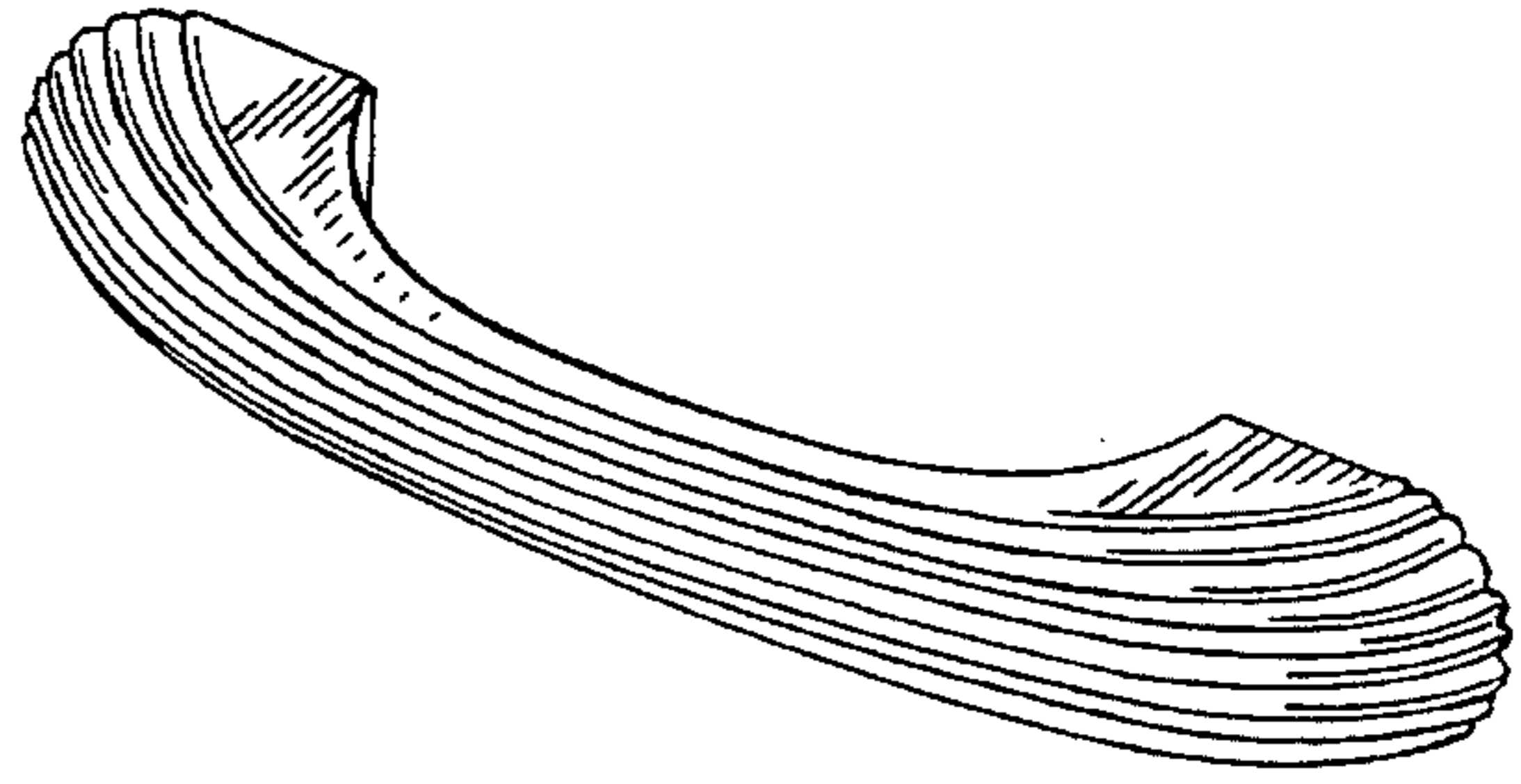


FIG. 2




FIG. 3

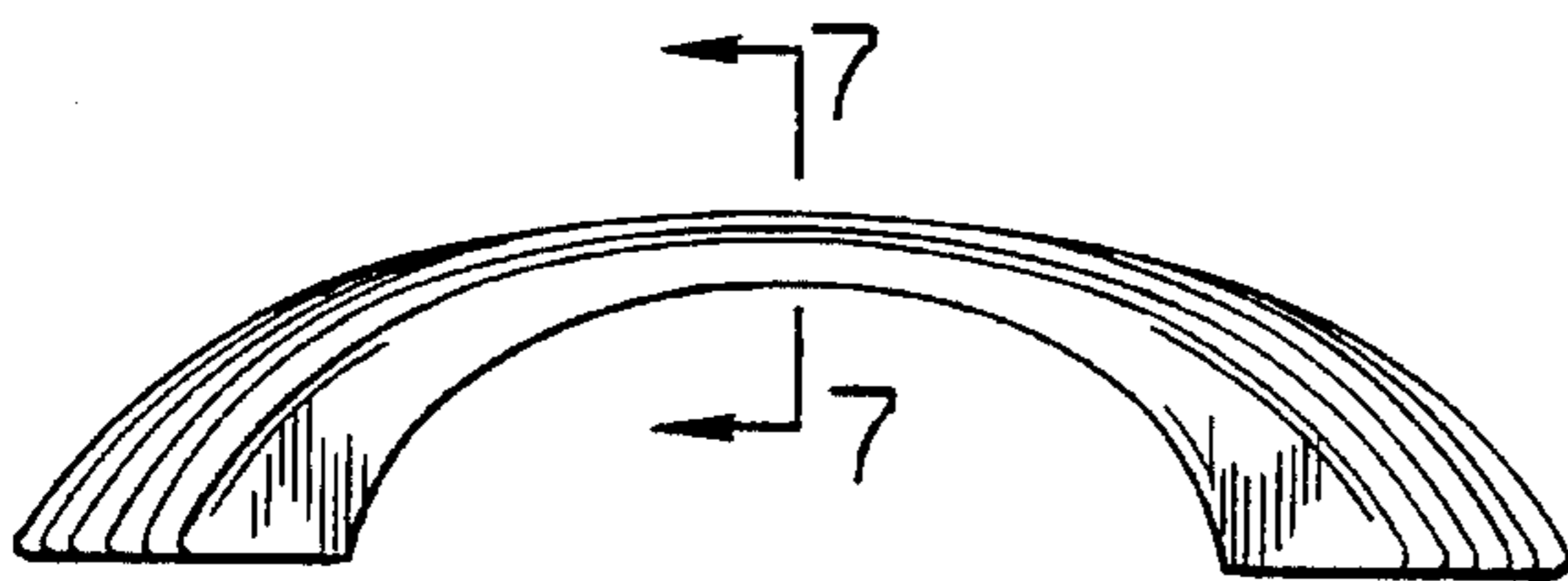


FIG. 4

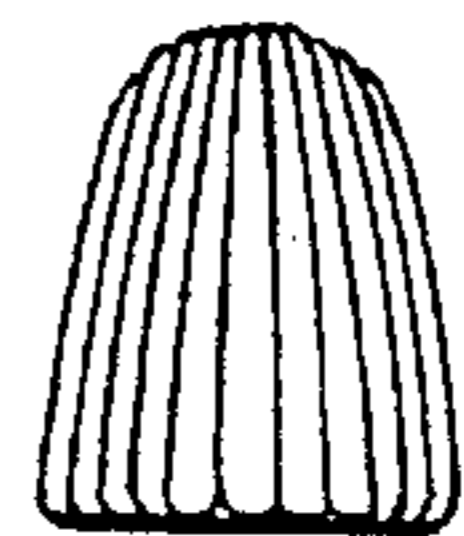


FIG. 6



FIG. 7

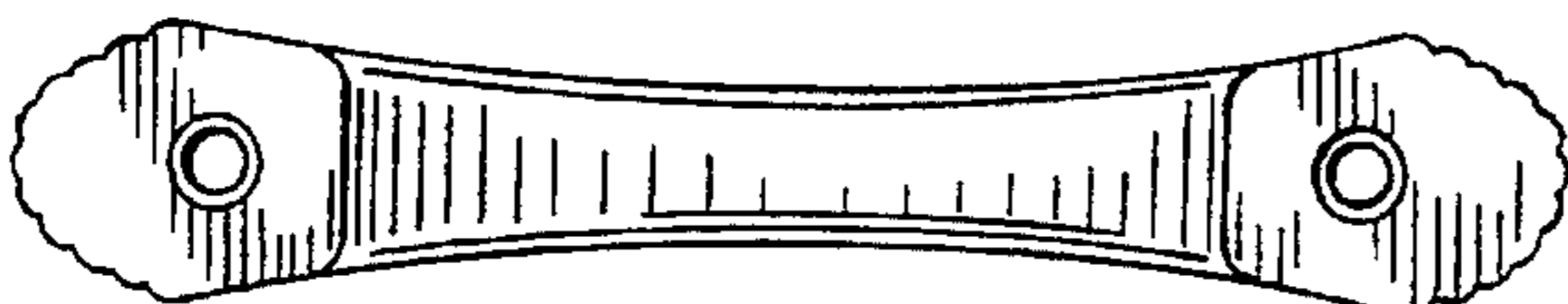


FIG. 5