



US00D368841S

United States Patent [19]

[11] Patent Number: **Des. 368,841**

Merino

[45] Date of Patent: ****Apr. 16, 1996**

[54] **PULL CHAIN DEVICE**

[75] Inventor: **Dennis Merino**, El Dorado Hills, Calif.

[73] Assignee: **Trade Source International**, El Dorado Hills, Calif.

[**] Term: **14 Years**

[21] Appl. No.: **33,715**

[22] Filed: **Jan. 18, 1995**

[52] U.S. Cl. **D8/310; D6/581; D8/306; D8/307; D11/79; D11/121**

[58] Field of Search **D8/300, 306, 307, D8/310; D6/581; D11/79, 121, 124; 16/122, 123**

[56] **References Cited**

U.S. PATENT DOCUMENTS

D. 4,678	2/1871	Clark	D8/307
7,054	4/1876	Kintz	16/123
115,347	5/1871	Norman	16/122
213,370	3/1879	Alexander	16/123
D. 246,689	12/1977	Clayton	D8/307

277,398	5/1883	Wise	16/123
304,879	9/1884	Washburn	16/123
334,412	1/1886	Bate	16/122
344,617	6/1886	Bernz	16/122
347,313	8/1886	Bate	16/122
D. 354,901	1/1995	Merino	D8/307
465,939	12/1891	Marvin	16/122
1,557,622	10/1925	Shapiro	16/122

Primary Examiner—B. J. Bullock
Attorney, Agent, or Firm—Poms, Smith, Lande & Rose


[57] **CLAIM**

The ornamental design for a pull chain device, as shown.

DESCRIPTION

FIG. 1 is a perspective view of a pull chain device showing my new design;
FIG. 2 is a side elevational view of the pull chain device of FIG. 1, all sides being identical;
FIG. 3 is a top plan view of the pull chain device of FIGS. 1 and 2; and,
FIG. 4 is a bottom plan view thereof.

1 Claim, 1 Drawing Sheet



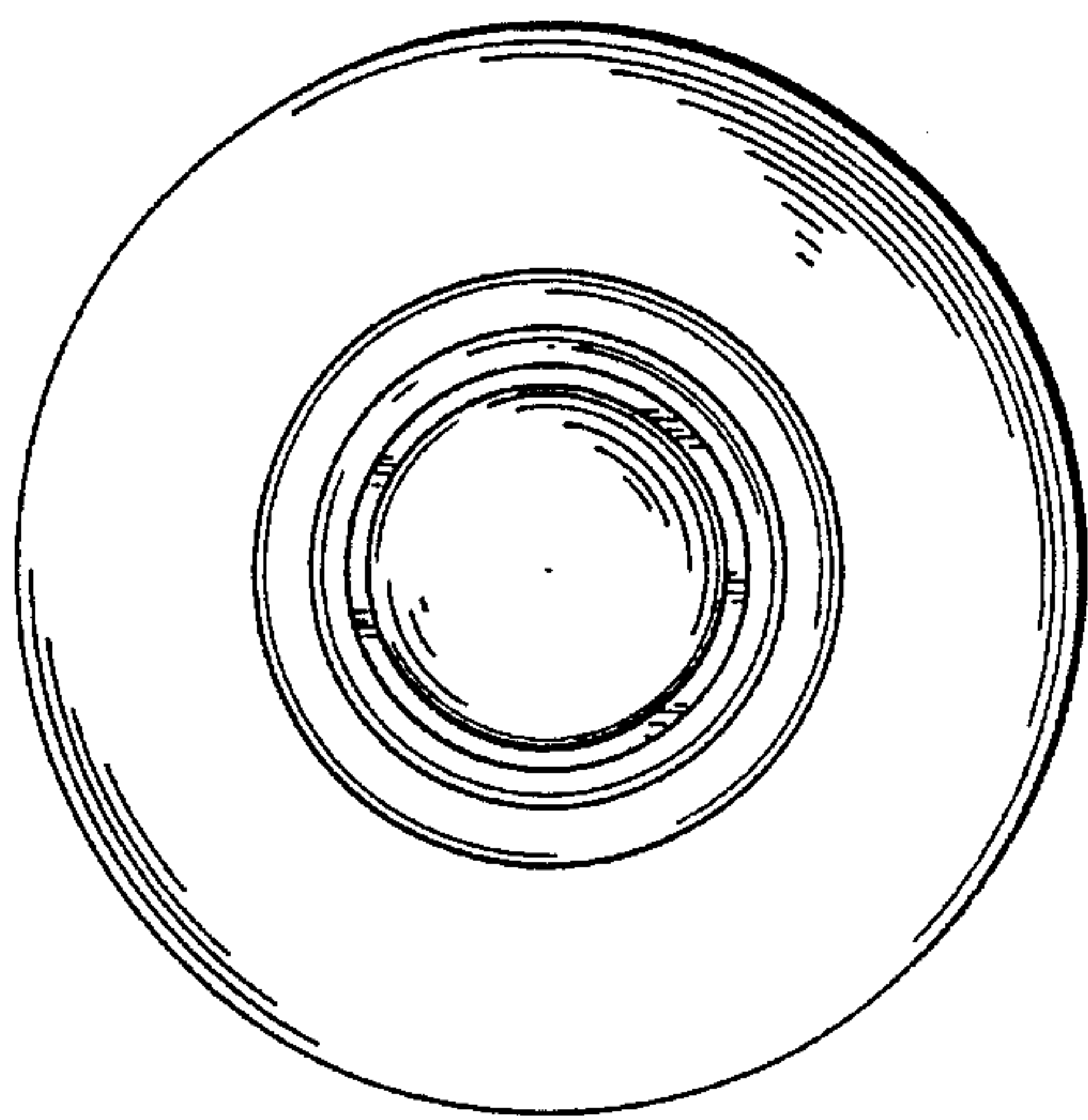


FIG. 3

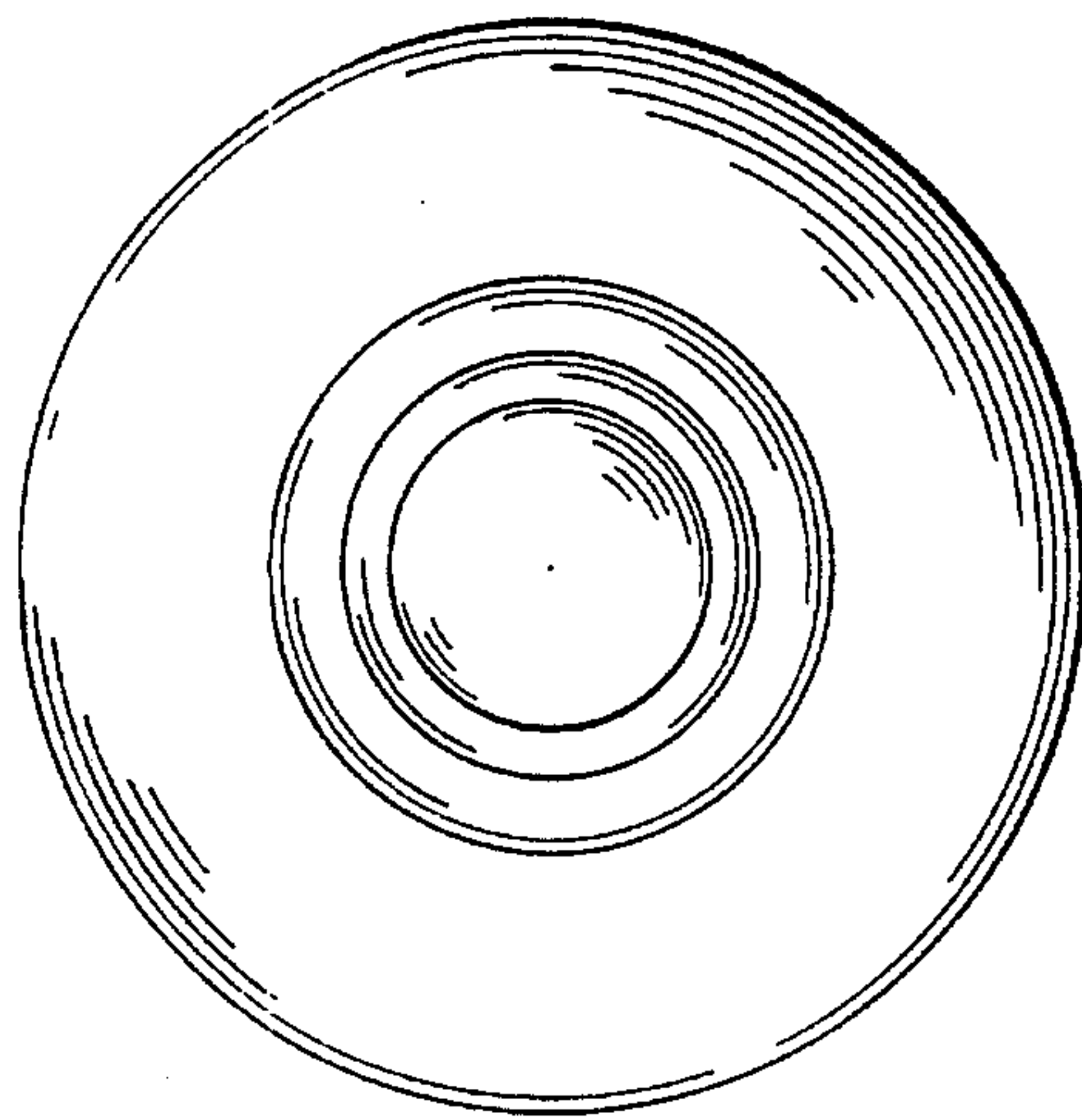


FIG. 4

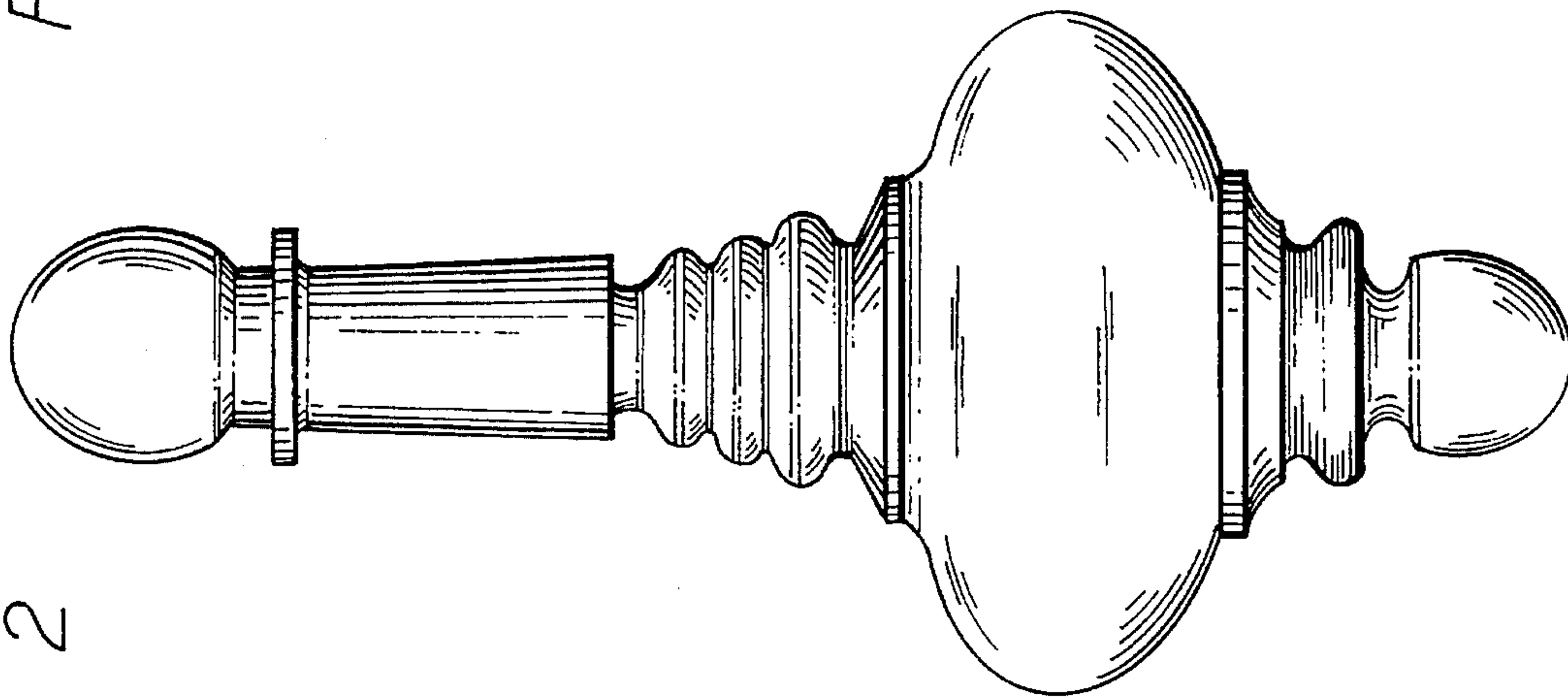


FIG. 2

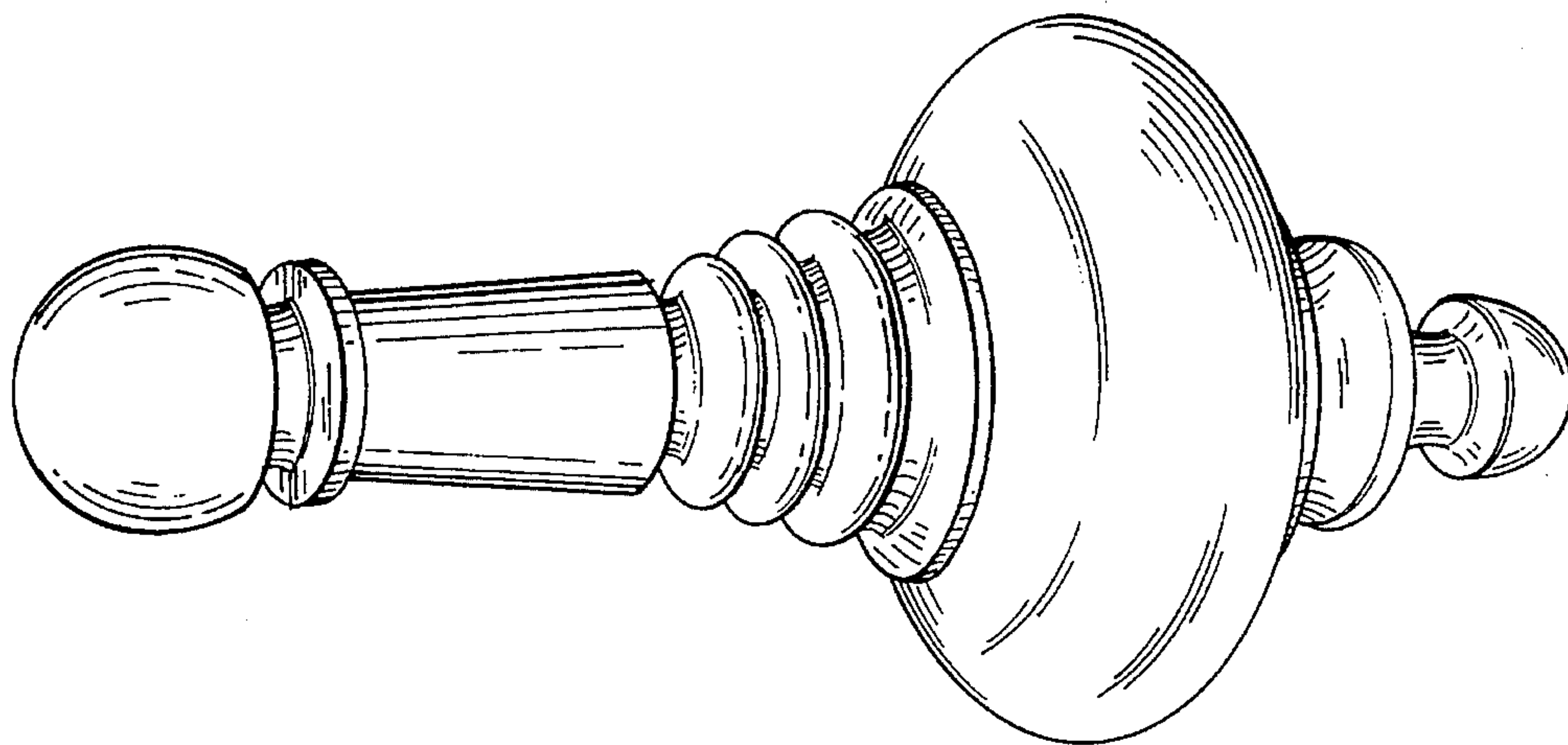


FIG. 1