



US00D368839S

United States Patent [19]

Hunter

[11] Patent Number: **Des. 368,839**

[45] Date of Patent: ****Apr. 16, 1996**

[54] **VEHICLE DOOR ALIGNER**

4,907,331 3/1990 Kaibuki et al. 81/488

[76] Inventor: **Theodore K. Hunter**, 501 Riverside Ave., Paso Robles, Calif. 93446

Primary Examiner—Philip S. Hyder
Attorney, Agent, or Firm—Basil Travis

[**] Term: **14 Years**

[57] CLAIM

[21] Appl. No.: **36,379**

The ornamental design for a vehicle door aligner, as shown and described.

[22] Filed: **Mar. 20, 1995**

DESCRIPTION

[52] U.S. Cl. **D8/88; D8/14**

[58] Field of Search D8/14, 88, 89; 81/484, 488; 254/131, 133 R; 29/267

FIG. 1 is a top, side and rear perspective view of the vehicle door aligner showing my new design, the broken lines illustrating a vehicle and human hand are for illustrative purposes and form no part of the claimed design; FIG. 2 is a side elevational view, the opposite side being a mirror image thereof; FIG. 3 is a bottom plan view; FIG. 4 is a top plan view; FIG. 5 is a rear elevational view; and, FIG. 6 is a front elevational view.

[56] References Cited

U.S. PATENT DOCUMENTS

D. 265,283	7/1982	Kallaes et al.	D8/88
D. 269,497	6/1983	Rogowsky	D8/88
D. 353,987	1/1995	Pasto	D8/88
3,892,385	7/1975	Andrist et al.	254/133 R
4,201,368	5/1980	Vetter	254/131
4,858,889	8/1989	Dixon	254/131

1 Claim, 2 Drawing Sheets

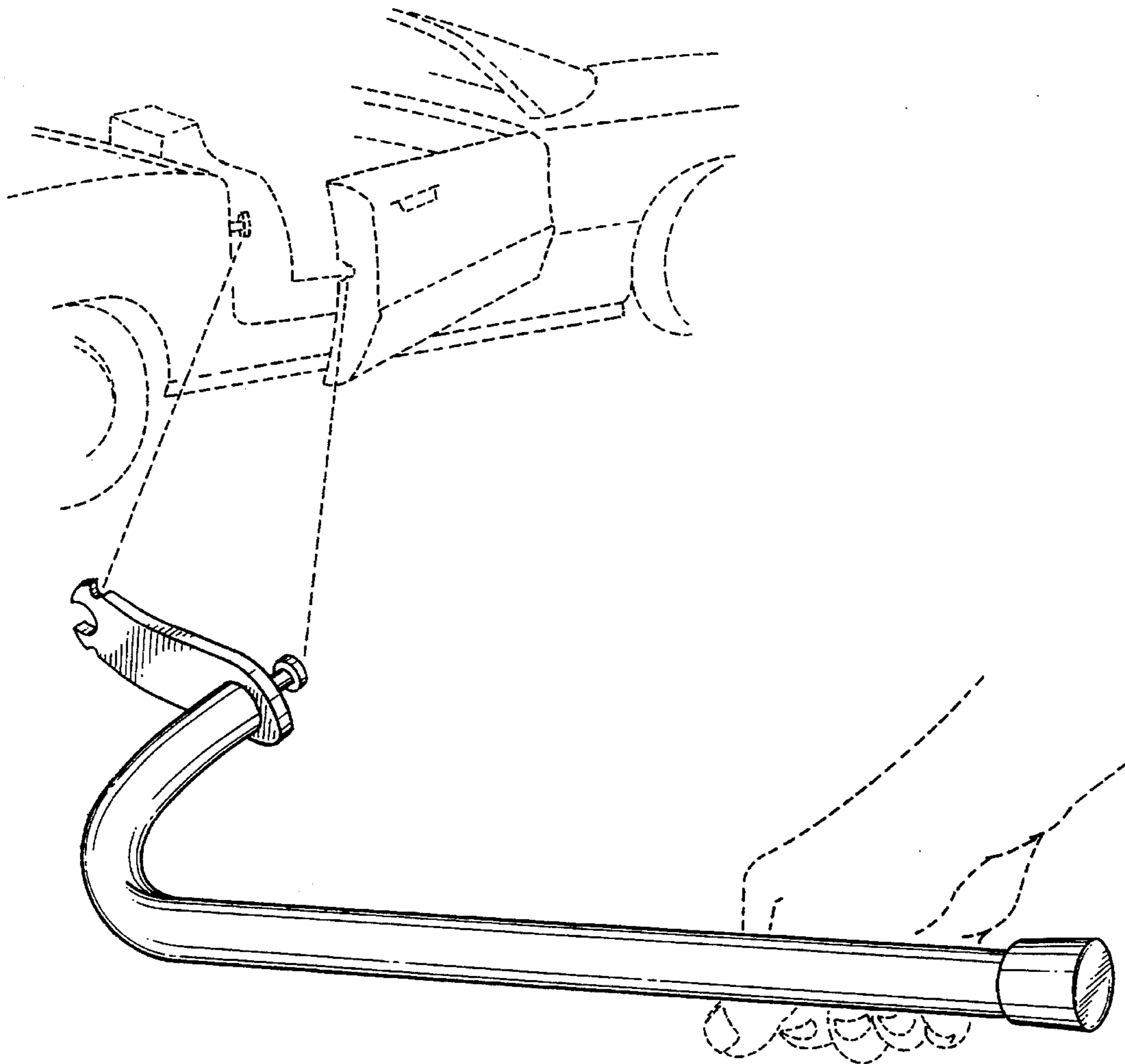
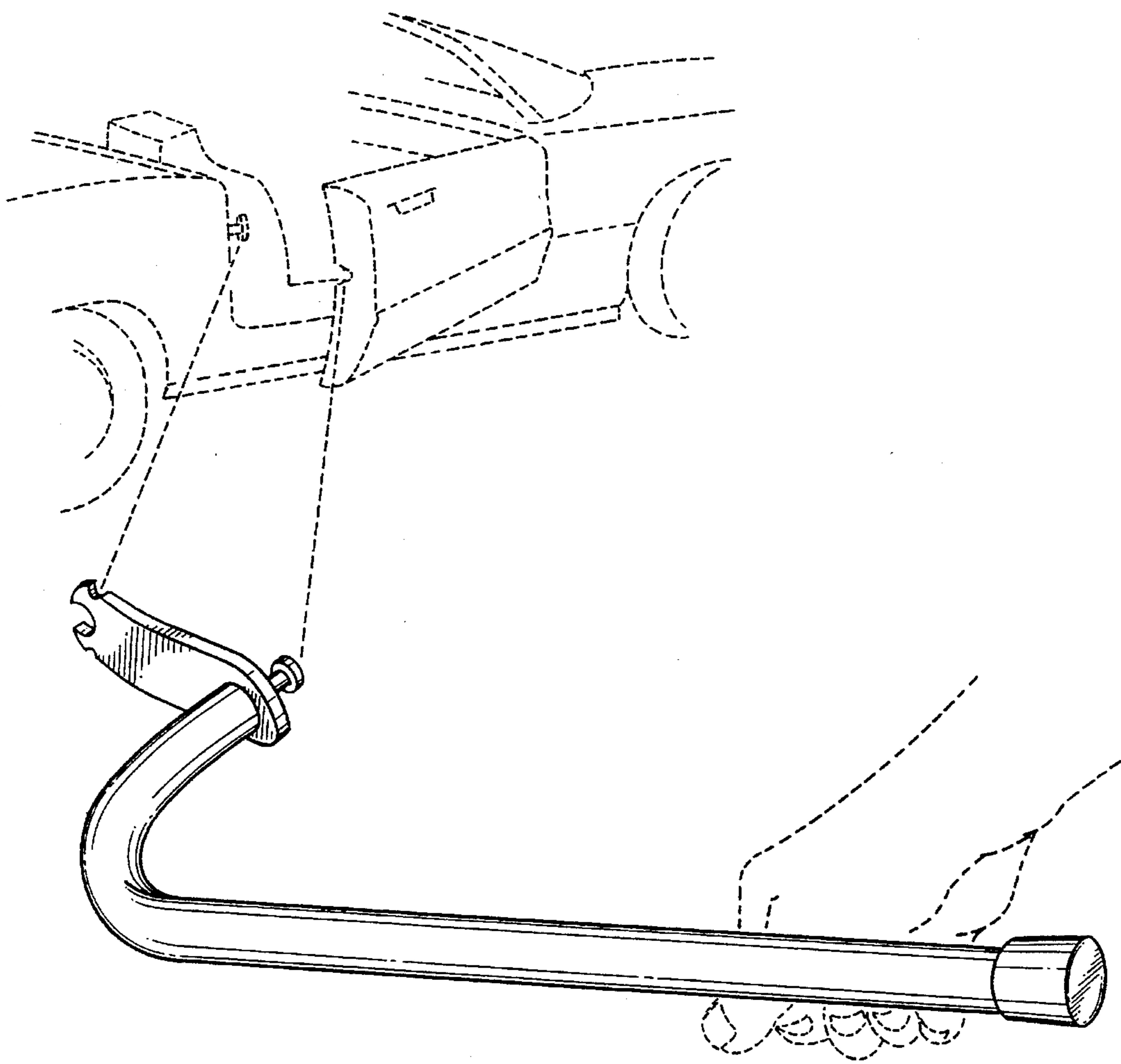


FIG. 1



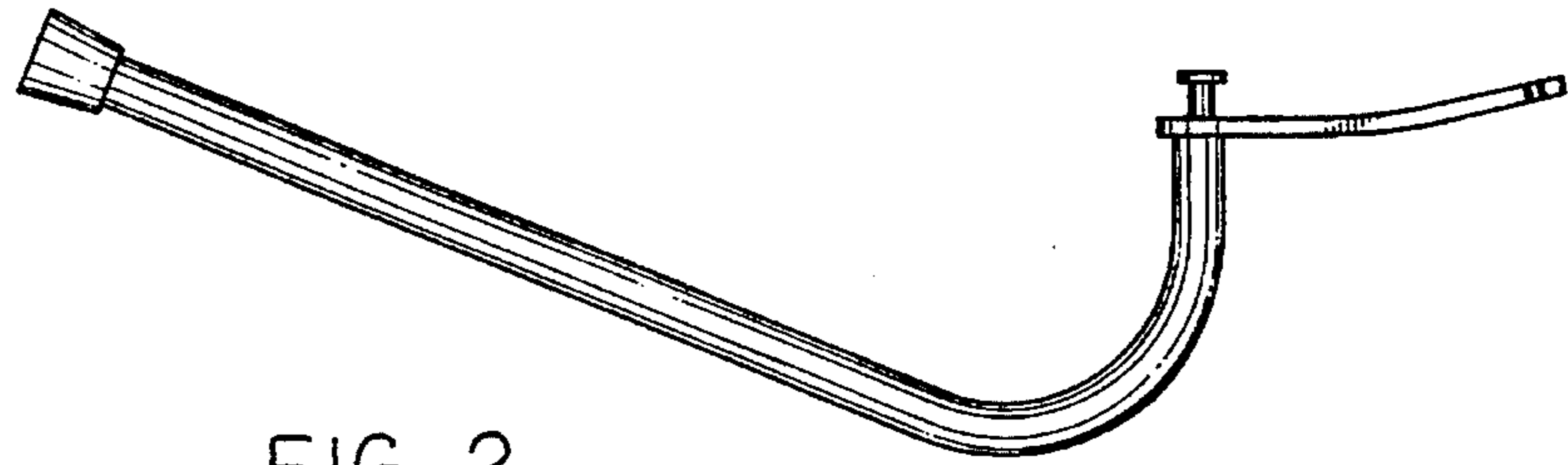


FIG. 2




FIG. 3

FIG. 4




FIG. 5

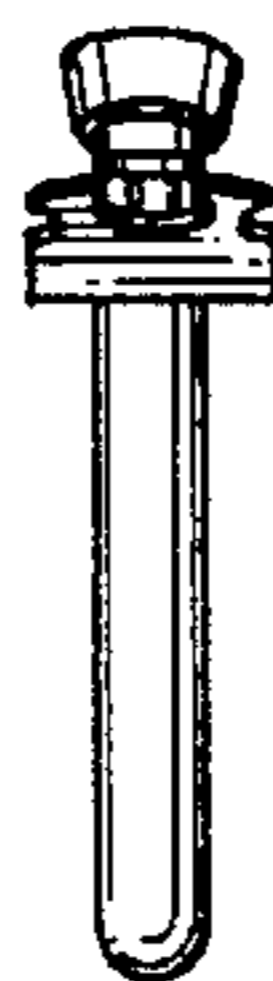


FIG. 6