



US00D368838S

United States Patent [19]

[11] Patent Number: **Des. 368,838**

Paklaian

[45] Date of Patent: ****Apr. 16, 1996**

[54] **PISTON-TYPE SPACKLE DISPENSER**

3,255,752 6/1968 Dick D24/114 X
3,938,623 2/1976 Winston et al. 184/38.1
4,708,270 11/1987 Ruesch 222/386.5

[76] Inventor: **Scott S. Paklaian**, 5813 W. Grand Ave.,
Chicago, Ill. 60639

[**] Term: **14 Years**

Primary Examiner—Martie Thompson
Attorney, Agent, or Firm—H. Jay Spiegel

[21] Appl. No.: **21,601**

[57] **CLAIM**

[22] Filed: **Apr. 12, 1994**

The ornamental design for a piston-type spackle dispenser,
as shown and described.

[52] U.S. Cl. **D8/14.1**; D24/114

[58] **Field of Search** D8/30, 14.1; D24/114,
D24/112, 130; D9/448; D19/46, 42; 222/209,
326, 401, 541, 95, 105, 378, 386.5; 604/192,
193, 194, 195, 196, 197–199, 263, 264,
218, 219, 89; 184/38.1, 28

DESCRIPTION

FIG. 1 is a front elevational view of a piston-type spackle dispenser showing my new design, the tip member removed for convenience of illustration;

FIG. 2 is a top plan view of FIG. 1;

FIG. 3 is a bottom plan view of FIG. 1;

FIG. 4 is a side elevational view of the tip member with the dispenser body removed for convenience of illustration;

FIG. 5 is a top plan view of FIG. 4;

FIG. 6 is a cross-sectional view of FIG. 5 taken in the direction of arrows 6–6;

FIG. 7 is a front elevational view of my design; and,

FIG. 8 is a front elevational view of FIG. 7 in an exploded condition.

[56] References Cited

U.S. PATENT DOCUMENTS

D. 198,239	5/1964	Shultz	D9/448
D. 246,285	11/1977	Gallagher	D8/14.1
D. 258,454	3/1981	Echevarria et al.	D19/46 X
D. 290,776	7/1987	Wallin	D8/30 X
D. 300,349	3/1989	Ennis, III	D24/114 X
D. 321,759	11/1991	Buswell et al.	D24/130
D. 355,491	2/1995	Monea	D24/114 X
2,833,444	5/1958	Sherbondy	222/95
2,941,530	6/1960	Laub	D24/114 X

1 Claim, 3 Drawing Sheets

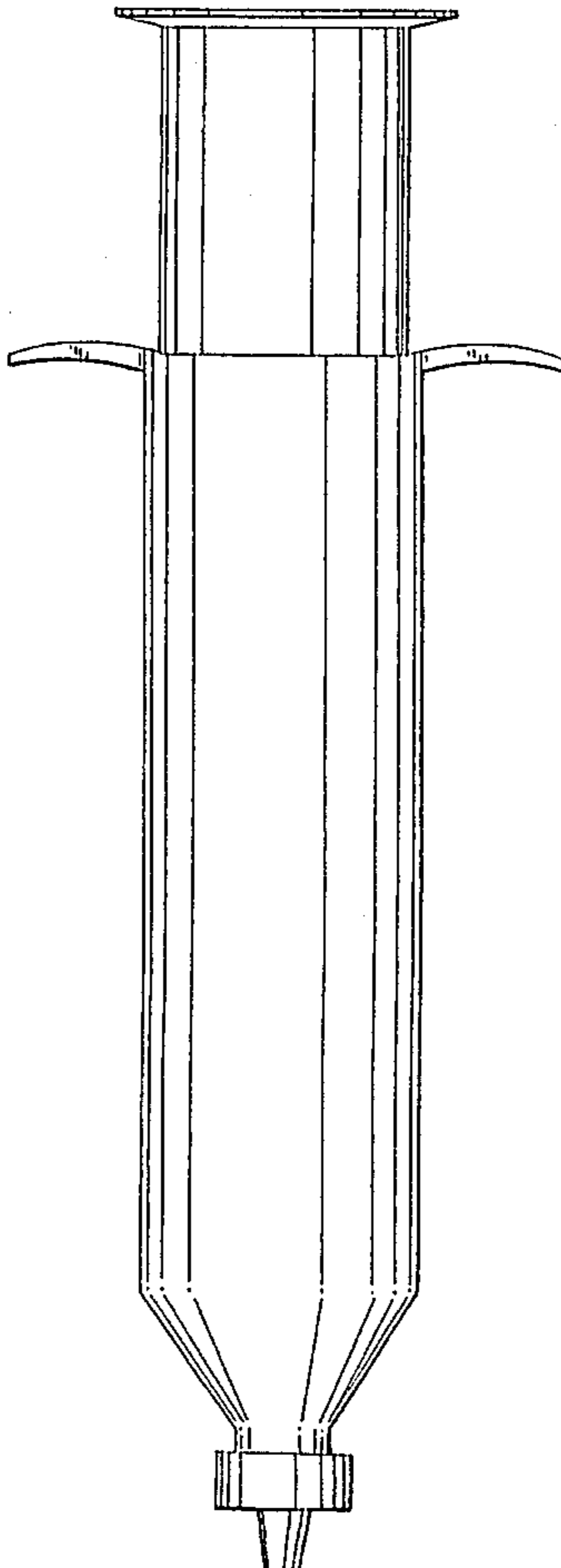


FIG. 1

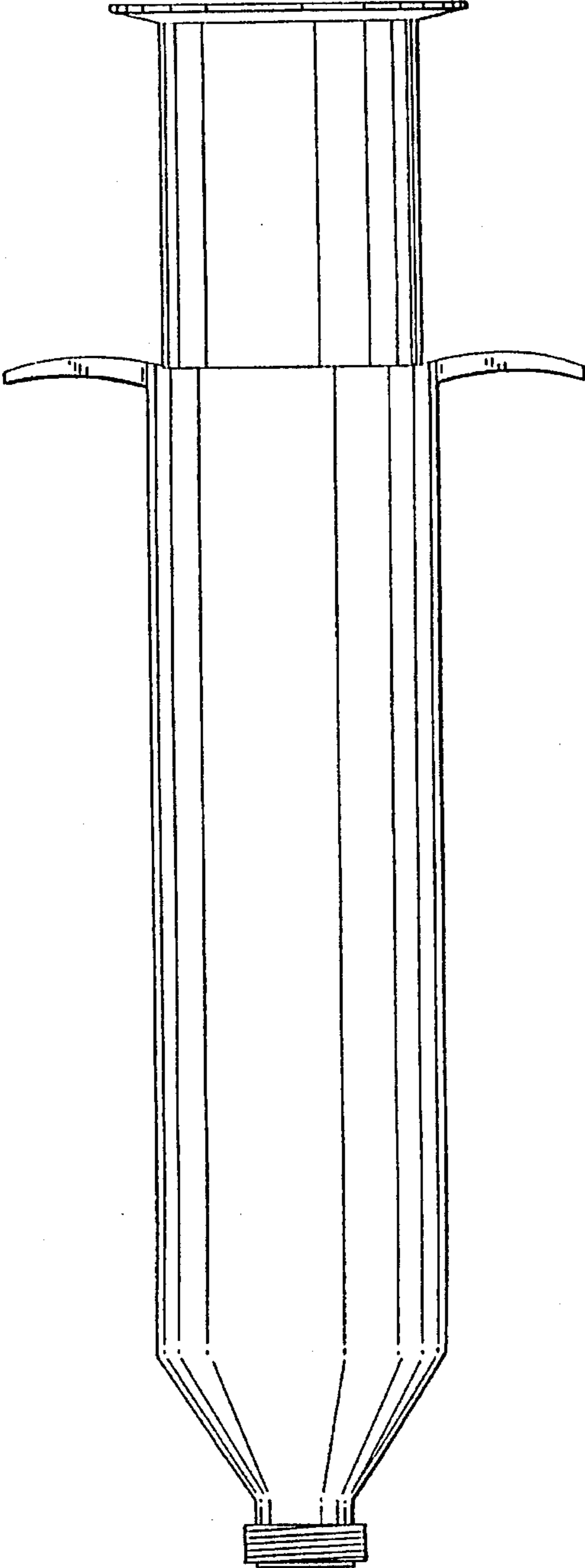


FIG. 2

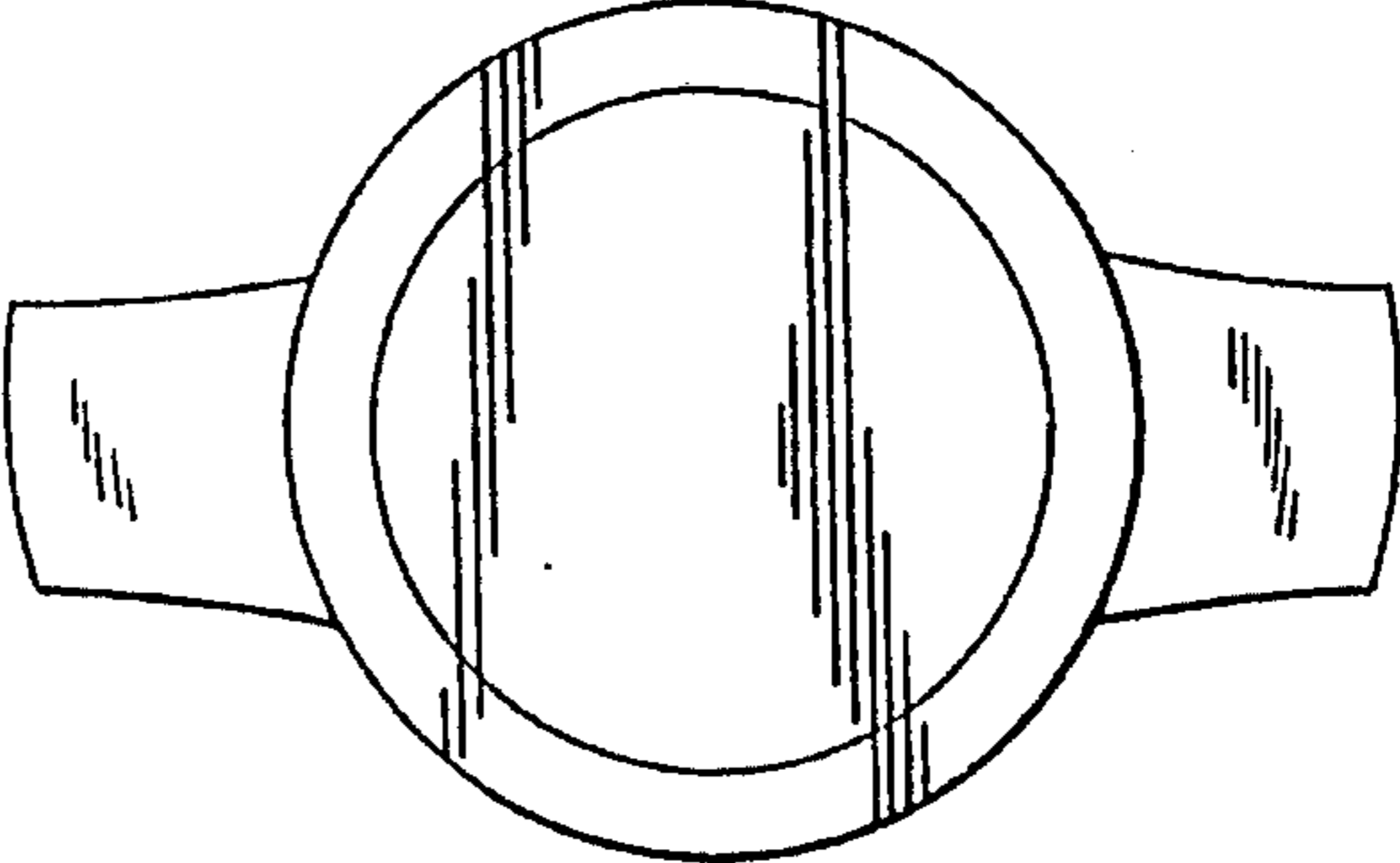


FIG. 3

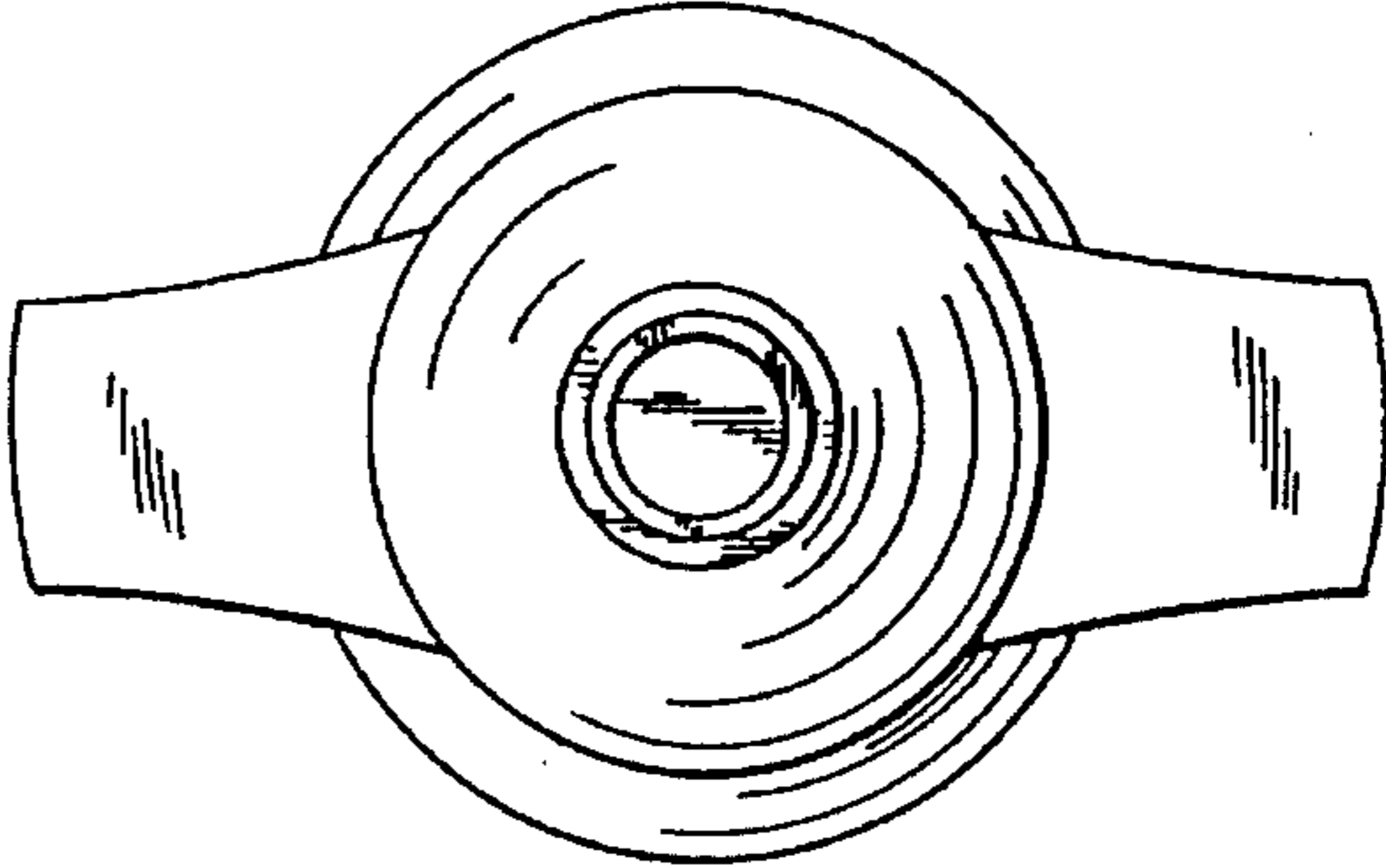


FIG. 7

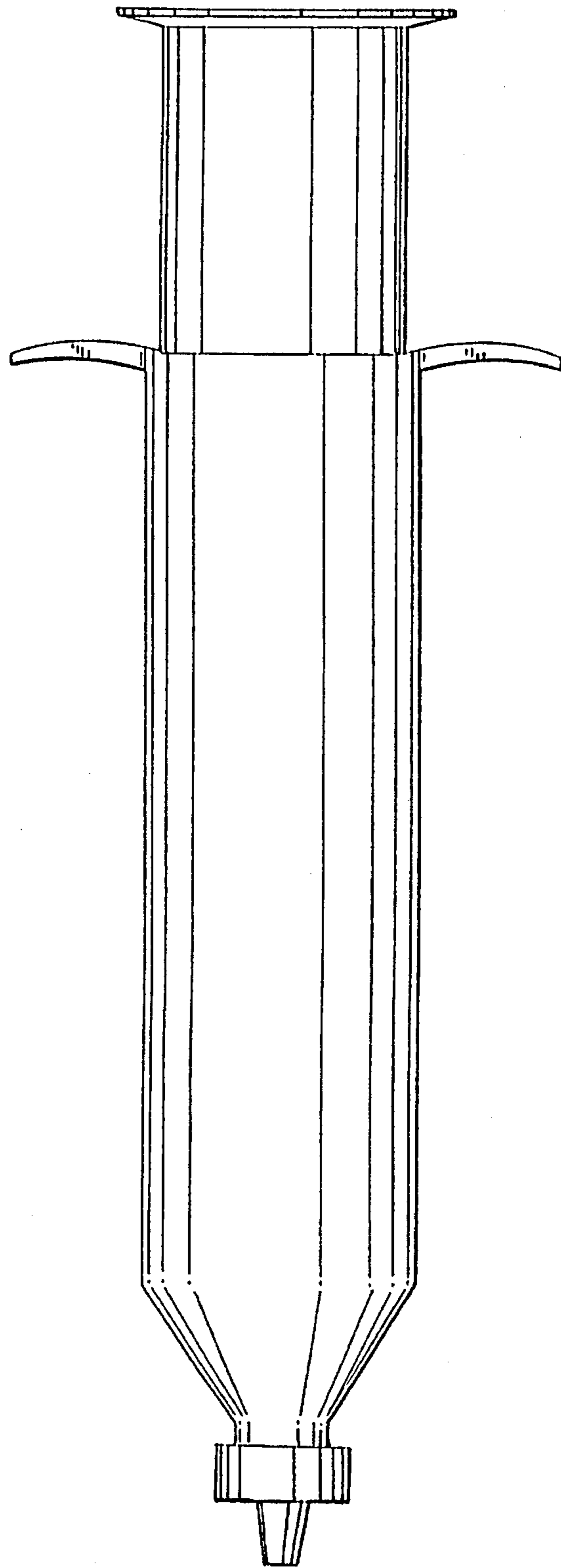


FIG. 4

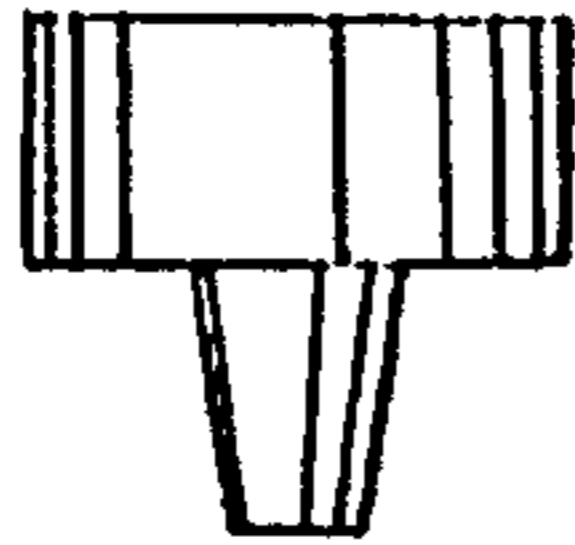


FIG. 5

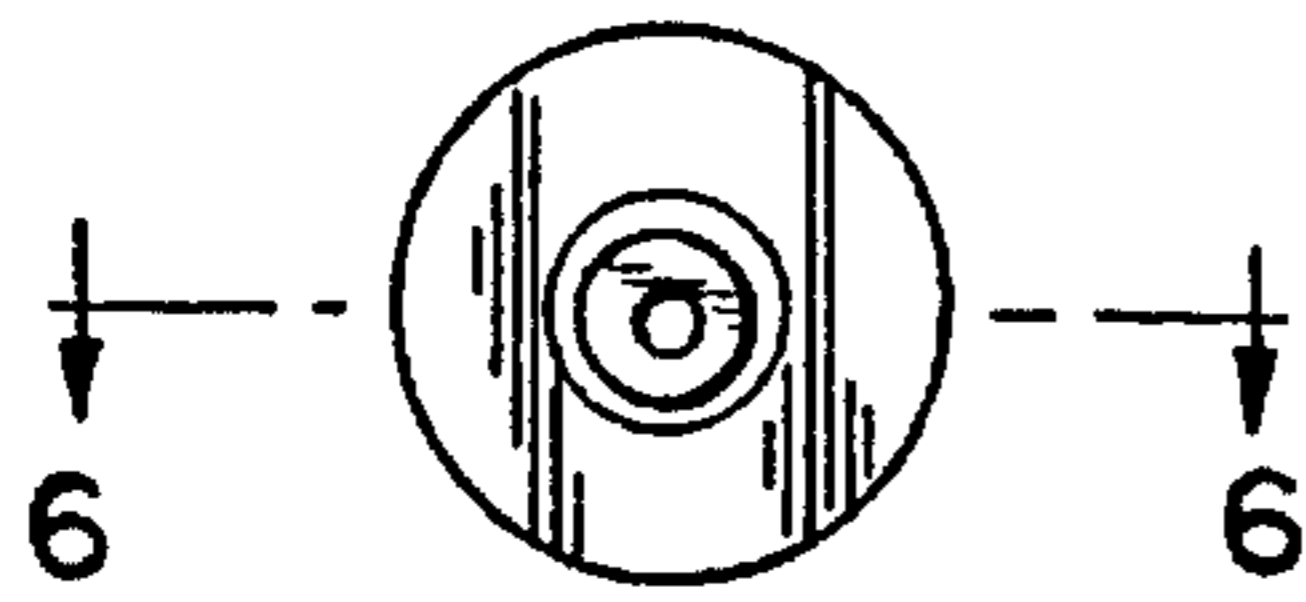


FIG. 6

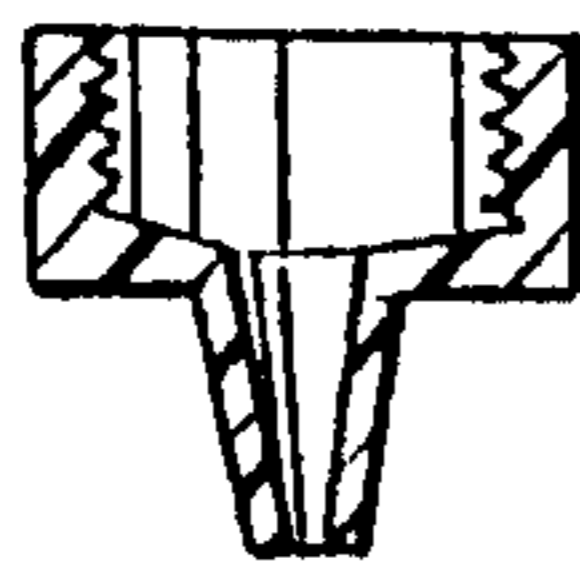


FIG. 8

