



US00D368834S

United States Patent [19]

Lillelund et al.

[11] Patent Number: **Des. 368,834**

[45] Date of Patent: ****Apr. 16, 1996**

[54] CUTTING BOARD

[75] Inventors: **Stig Lillelund**, Gentofte; **Eskil H. Olsen**, Klampenborg, both of Denmark

[73] Assignee: **Dart Industries Inc.**, Deerfield, Ill.

[**] Term: **14 Years**

[21] Appl. No.: **33,440**

[22] Filed: **Jan. 12, 1995**

[52] U.S. Cl. **D7/698**

[58] Field of Search **D7/698, 359, 552; 269/13, 15, 289 R**

[56] References Cited

U.S. PATENT DOCUMENTS

D. 230,553	3/1974	Terlizzi	D7/698
D. 240,390	7/1976	Smith	D7/698
D. 240,714	7/1976	White	D7/550 X
D. 314,891	2/1991	Sata	D7/698
D. 314,892	2/1991	Sata	D7/698
D. 321,302	11/1991	Zimmerman	D7/359 X
D. 348,809	7/1994	Ladwig	D7/698
1,655,735	1/1928	Meinecke	D7/552 X
1,704,690	3/1929	Bircher	269/289 R
4,907,789	3/1990	Tice	269/13

OTHER PUBLICATIONS

Star Industrial Co., Ltd. ad, May, 1981, p. 85 I.P.I. ad.
Lauffer Oak Blocks ad, Sep., 1976, p. 8 Stein & Blaine ad.
Bell Catalog 299, 1982.

Primary Examiner—Alan P. Douglas
Assistant Examiner—Caron D. Veynar
Attorney, Agent, or Firm—John A. Doninger

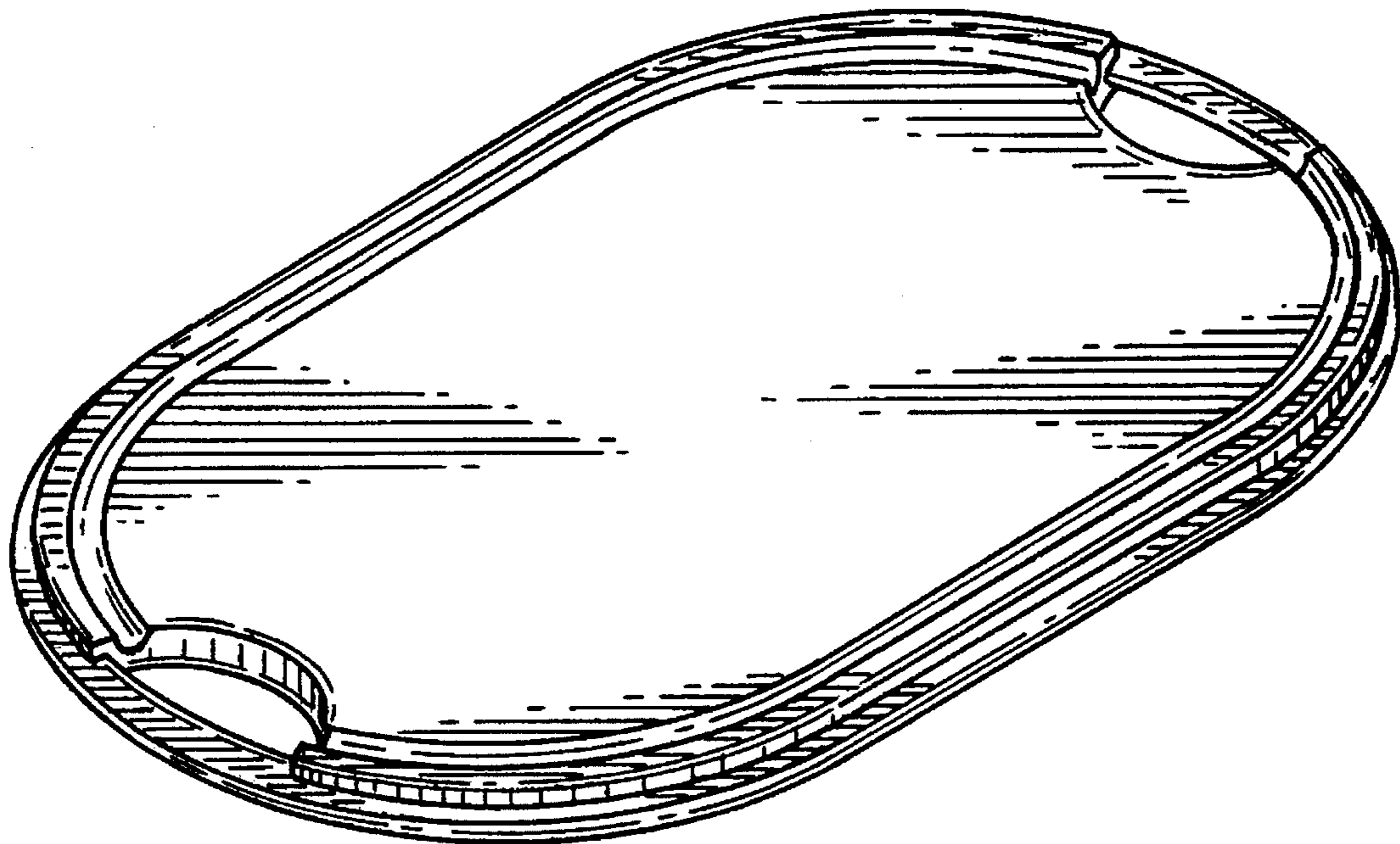
[57] CLAIM

The ornamental design for a cutting board, as shown.

DESCRIPTION

FIG. 1 is a top, end and front perspective view of a cutting board showing our new design;
FIG. 2 is a bottom, end and rear perspective view thereof;
FIG. 3 is a top plan view thereof;
FIG. 4 is a bottom plan view thereof;
FIG. 5 is a front view thereof;
FIG. 6 is a rear view thereof;
FIG. 7 is a right end view thereof;
FIG. 8 is a left end view thereof;
FIG. 9 is a cross-section on line 9—9 in FIG. 3; and,
FIG. 10 is a cross-section on line 10—10 in FIG. 3.

1 Claim, 4 Drawing Sheets



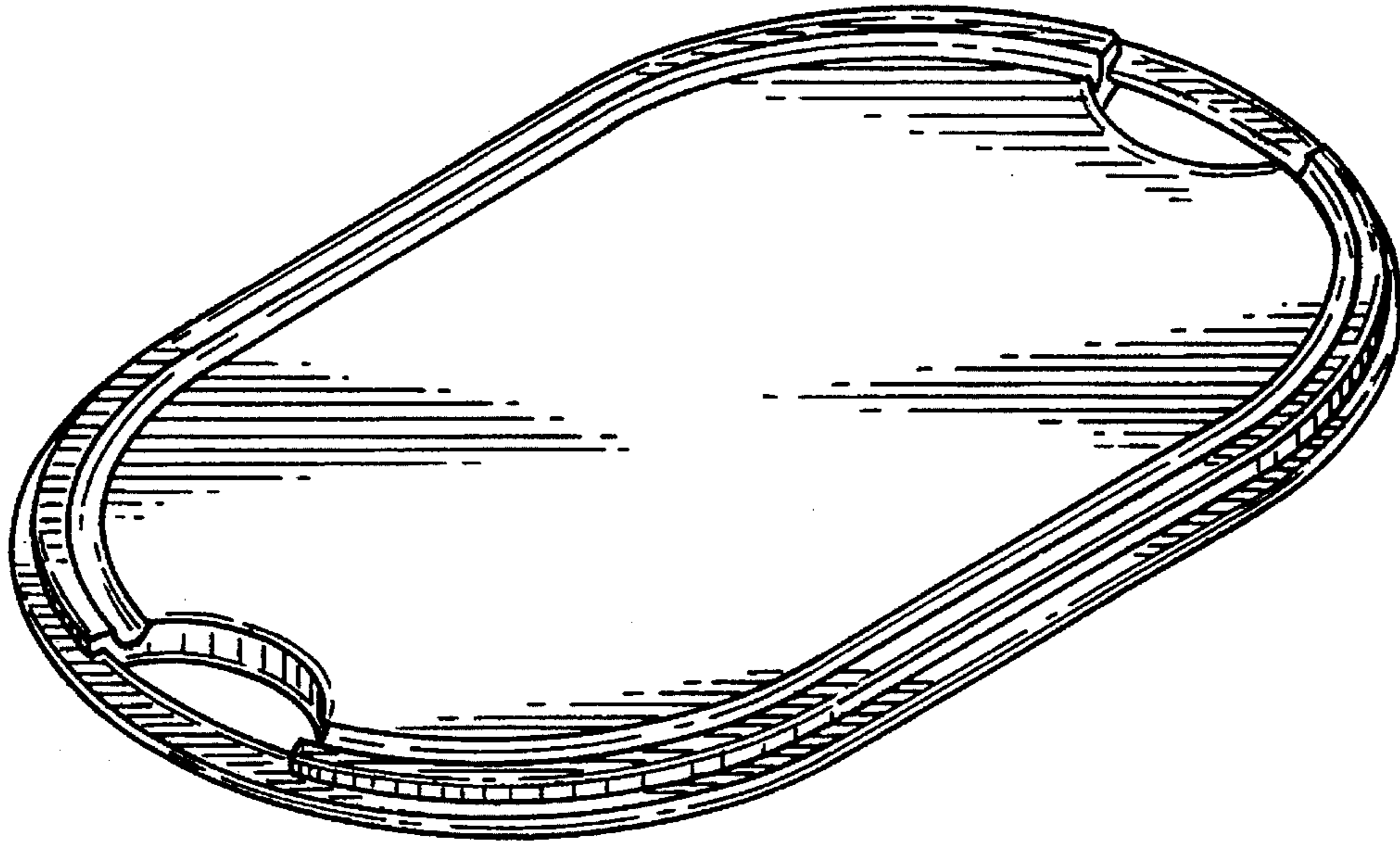


FIG. 1

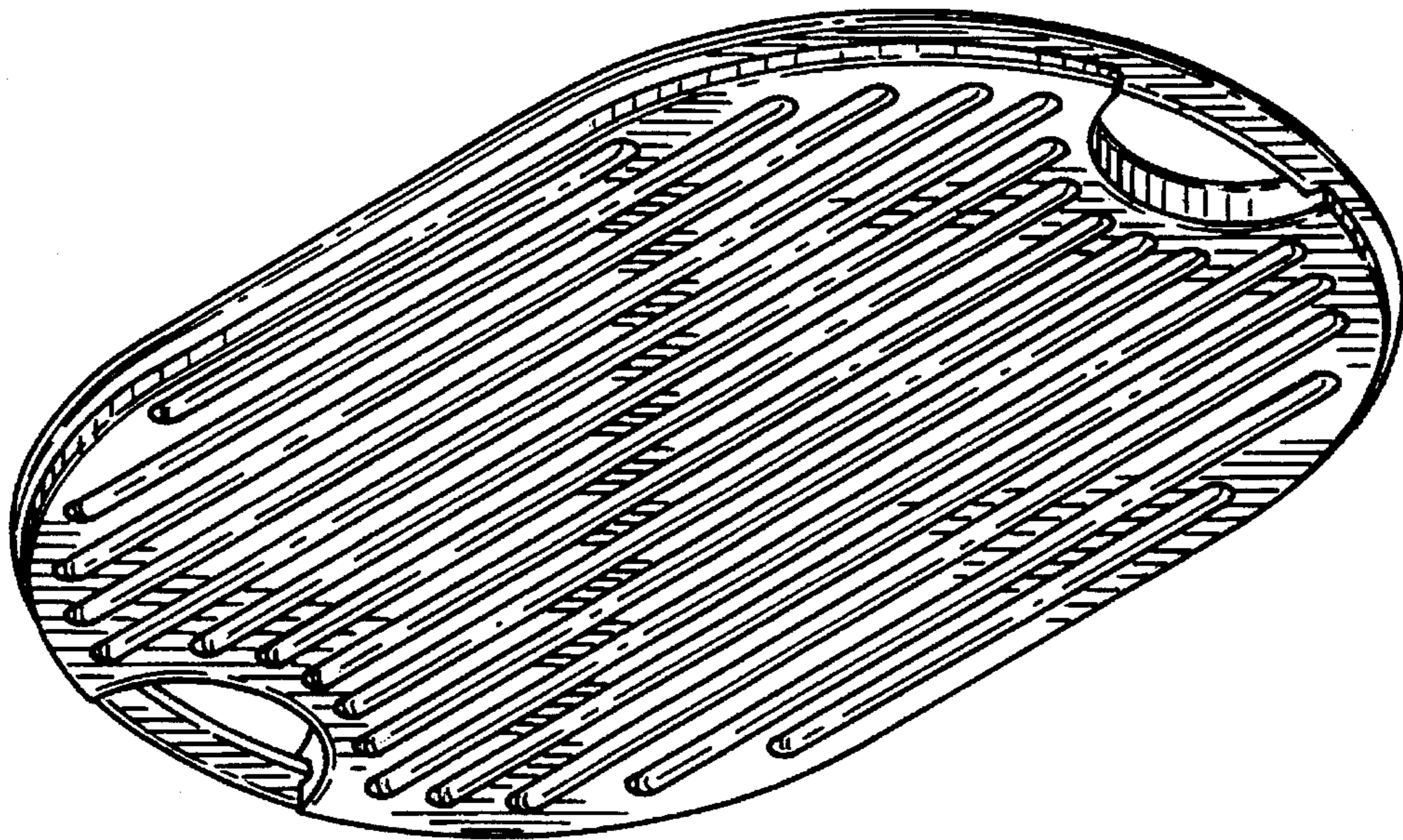


FIG. 2

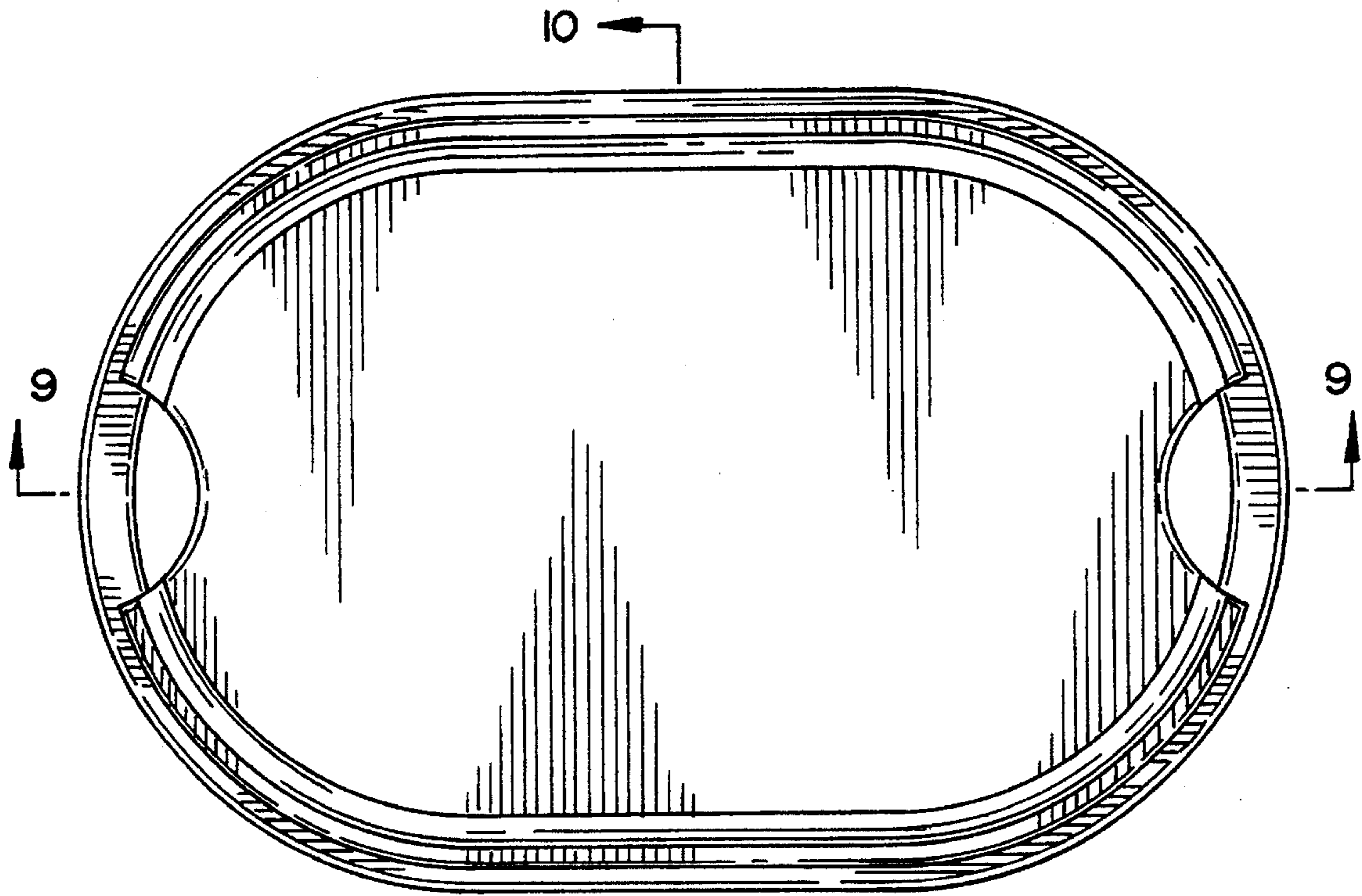


FIG. 3

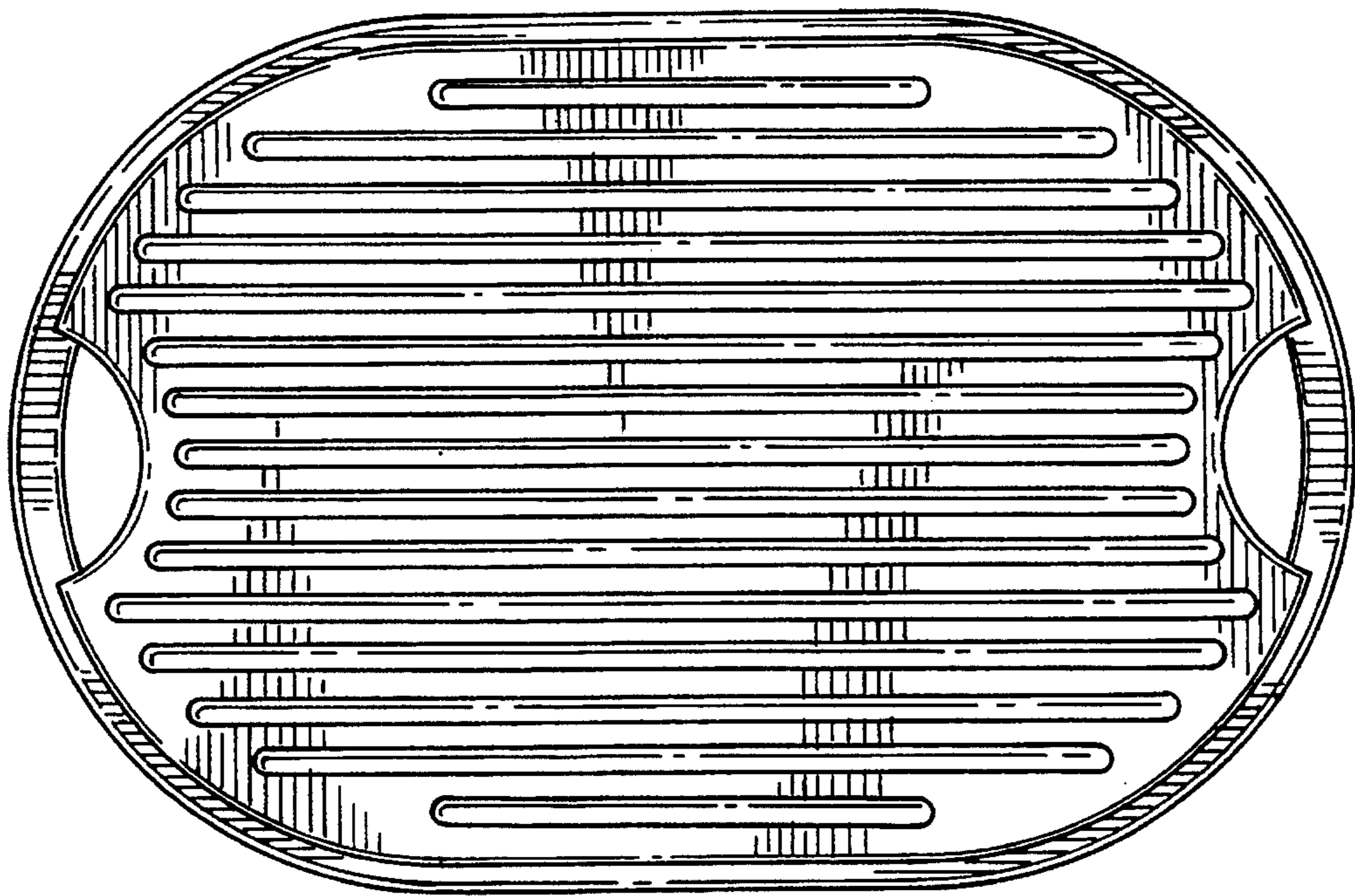


FIG. 4




FIG. 5



FIG. 6




FIG. 7




FIG. 8



FIG. 9



FIG. 10