



US00D368832S

# United States Patent [19] Held

[11] Patent Number: **Des. 368,832**

[45] Date of Patent: **\*\*Apr. 16, 1996**

[54] **FLATWARE**

[76] Inventor: **Wolfgang Held**, Holzlütweg 7, A-6971  
Hard, Austria

[\*\*] Term: **14 Years**

[21] Appl. No.: **38,793**

[22] Filed: **May 11, 1995**

### Related U.S. Application Data

- [62] Division of Ser. No. 14,616, Oct. 26, 1993.
- [52] U.S. Cl. .... **D7/645; D7/649; D7/653**
- [58] Field of Search ..... **D7/642-645, 649, D7/651, 652-654, 662-664, 401.2; 30/147-150, 322, 324, 340**

### [56] References Cited

#### U.S. PATENT DOCUMENTS

D. 215,023	8/1969	Richmond, II	.....	D7/653
D. 235,725	7/1975	Ashton	.....	D7/653
D. 247,153	2/1978	Julius	.....	D7/643
D. 248,009	5/1978	Cannon et al.	.....	D7/664
D. 292,165	10/1987	Oh	.	
D. 347,963	6/1994	Pretzsch	.	
D. 348,805	7/1994	Cautereels	.	
D. 350,669	9/1994	Conti	.	
D. 351,763	10/1994	Doxey	.	
3,099,377	7/1963	Metzler et al.	.	
3,797,796	3/1974	Lansdowne	.	
4,215,471	8/1980	Schaefer	.....	30/147

#### FOREIGN PATENT DOCUMENTS

511634 8/1939 United Kingdom .

*Primary Examiner*—Alan P. Douglas  
*Assistant Examiner*—Caron D. Veynar  
*Attorney, Agent, or Firm*—Speckman, Pauley & Fejer

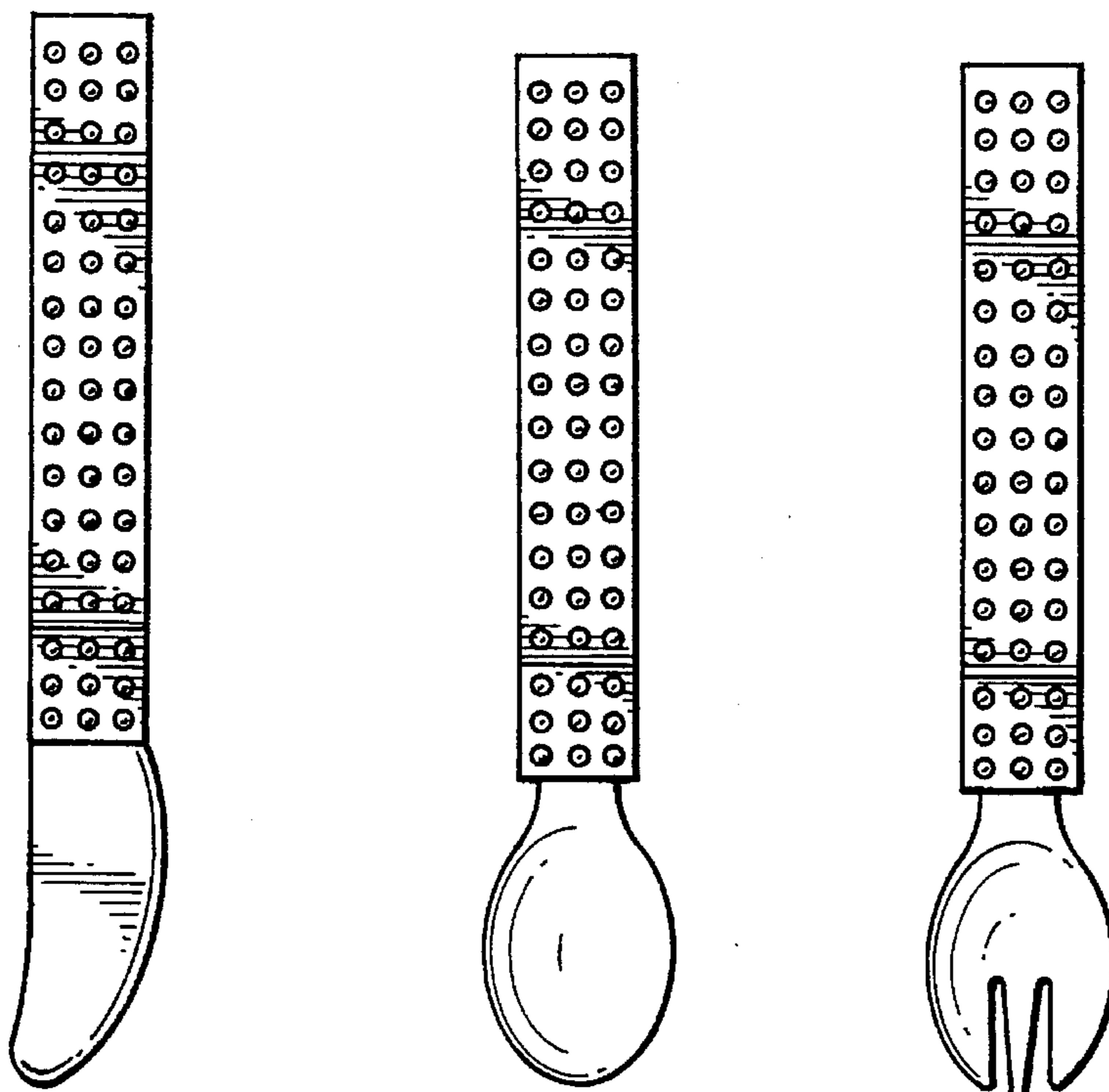
### [57] CLAIM

The ornamental design for flatware, as shown and described.

### DESCRIPTION

FIG. 1 is a top plan view of flatware showing my new design as embodied in a knife;  
 FIG. 2 is a left side view of the knife shown in FIG. 1;  
 FIG. 3 is a front view of the knife shown in FIG. 1;  
 FIG. 4 is a right side view of the knife shown in FIG. 1;  
 FIG. 5 is a rear view of the knife shown in FIG. 1;  
 FIG. 6 is a bottom view of the knife shown in FIG. 1;  
 FIG. 7 is a top plan view of flatware showing my new design as embodied in a spoon;  
 FIG. 8 is a left side view of the spoon shown in FIG. 7;  
 FIG. 9 is a front view of the spoon shown in FIG. 7;  
 FIG. 10 is a right side view of the spoon shown in FIG. 7;  
 FIG. 11 is a rear view of the spoon shown in FIG. 7;  
 FIG. 12 is a bottom view of the spoon shown in FIG. 7;  
 FIG. 13 is a top plan view of flatware showing my new design as embodied in a fork;  
 FIG. 14 is a left side view of the fork shown in FIG. 13;  
 FIG. 15 is a front view of the fork shown in FIG. 13;  
 FIG. 16 is a right side view of the fork shown in FIG. 13;  
 FIG. 17 is a rear view of the fork shown in FIG. 13; and,  
 FIG. 18 is a bottom view of the fork shown in FIG. 13.

1 Claim, 3 Drawing Sheets



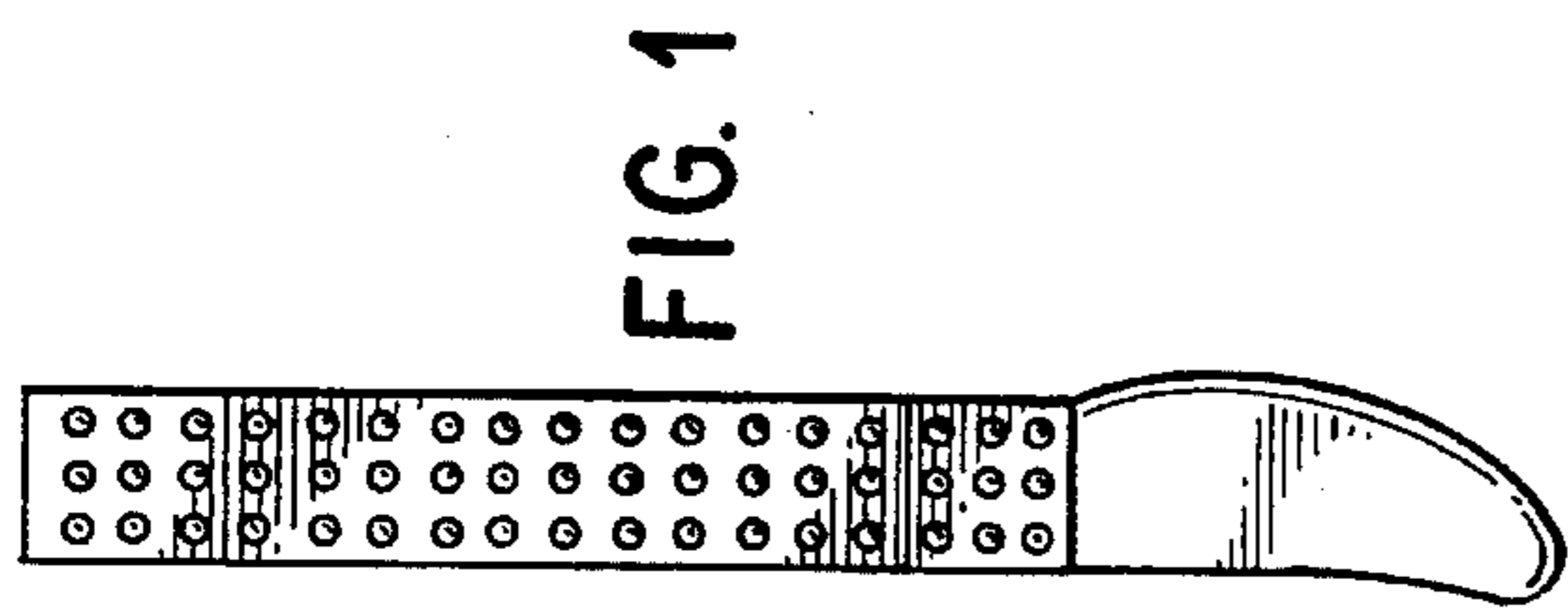


FIG. 1



FIG. 2

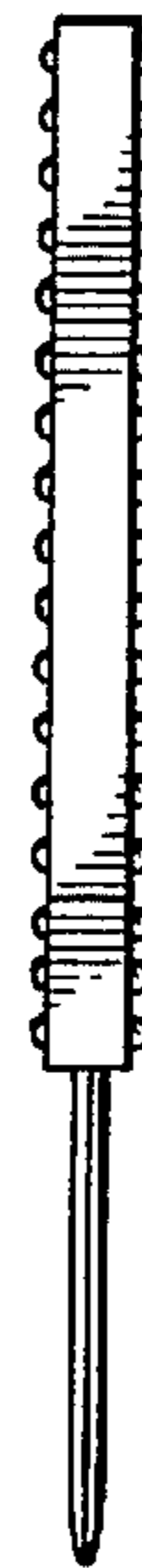


FIG. 3



FIG. 4



FIG. 5

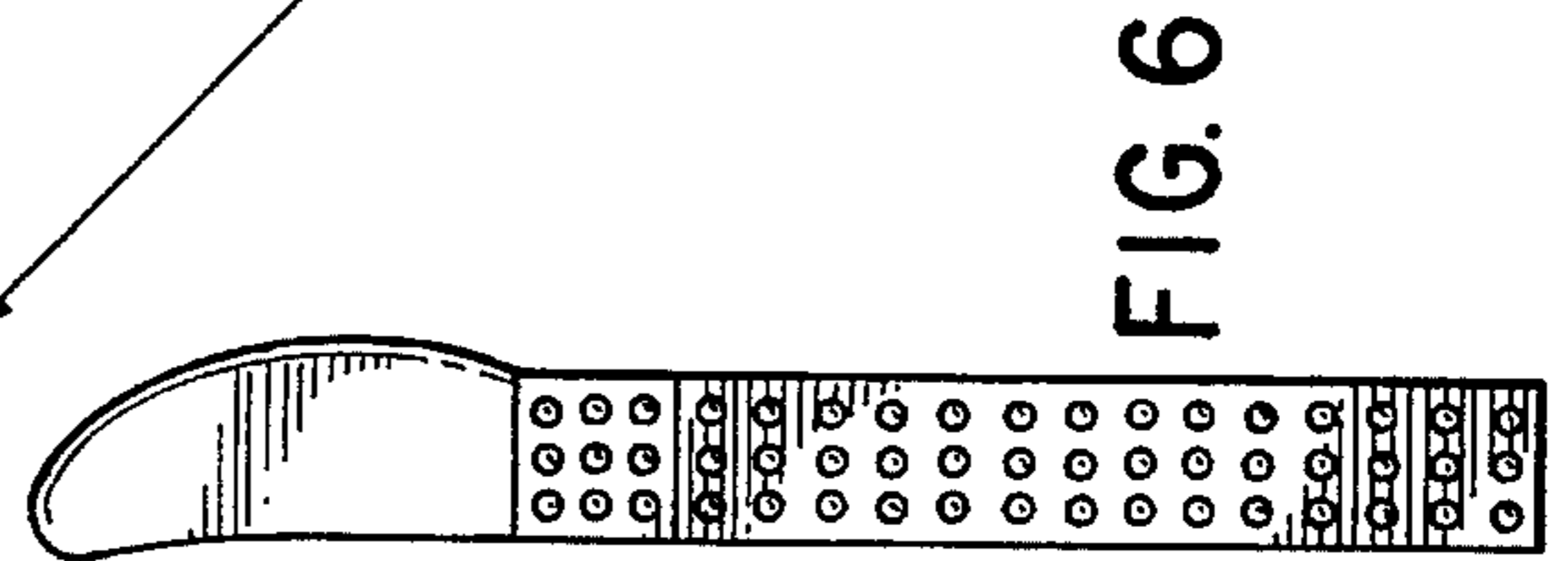
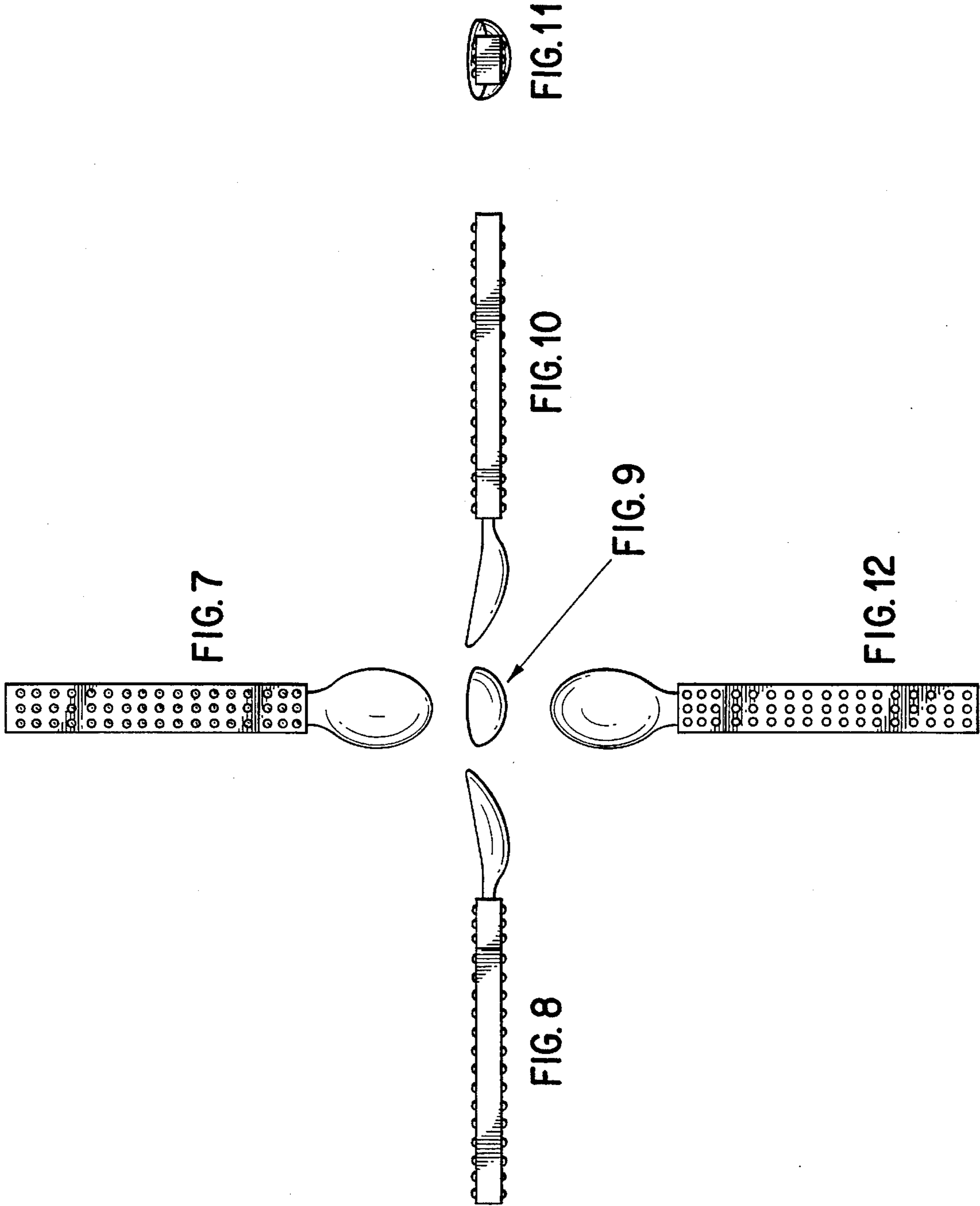


FIG. 6



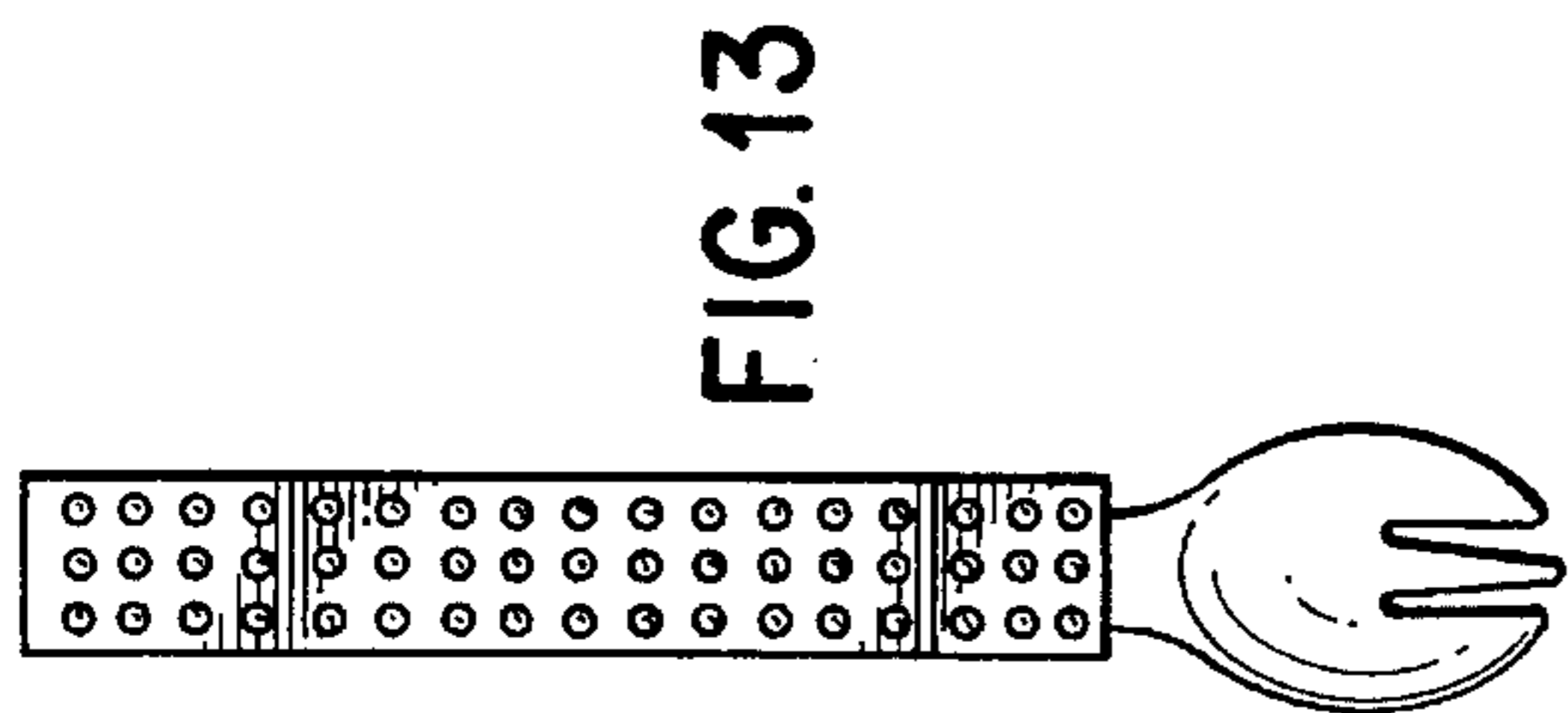


FIG. 13



FIG. 14

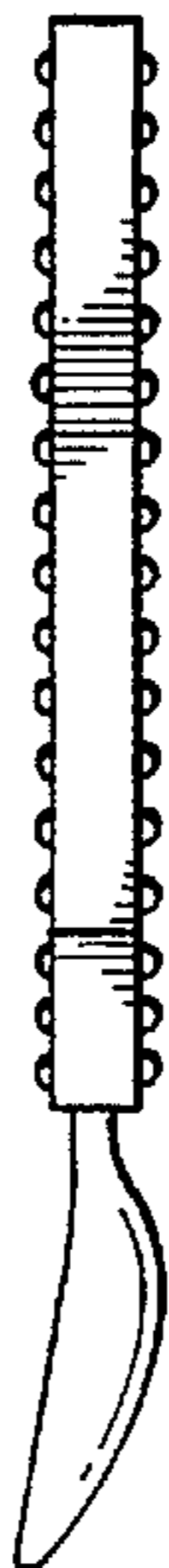


FIG. 15



FIG. 17

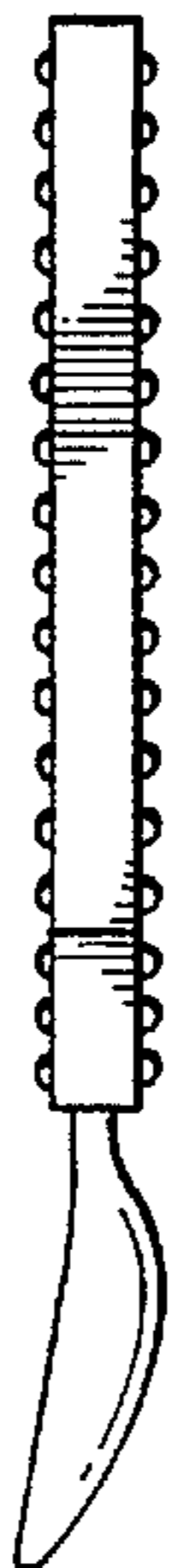


FIG. 16

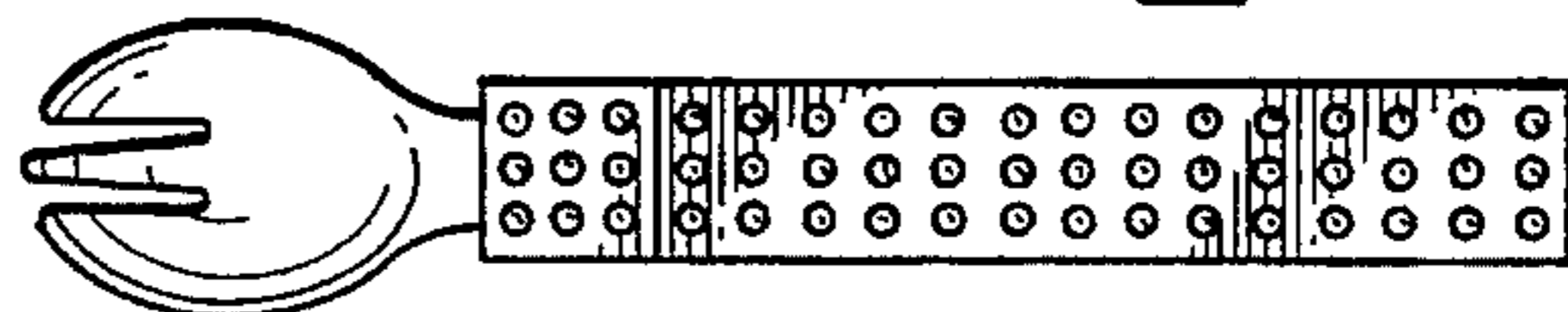


FIG. 18