



US00D368826S

United States Patent [19]
Storsberg

[11] **Patent Number: Des. 368,826**
[45] **Date of Patent: *** Apr. 16, 1996**

[54] **ELECTRIC COFFEEMAKER WITH TWO GLASS SERVERS**

[75] Inventor: **Gunter Storsberg**, Solingen, Germany

[73] Assignee: **Robert Krups GmbH & Co. KG**, Solingen, Germany

[*] Notice: The portion of the term of this patent subsequent to Mar. 12, 2010, has been disclaimed.

[**] Term: **14 Years**

[21] Appl. No.: **23,463**

[22] Filed: **May 23, 1994**

[30] **Foreign Application Priority Data**

Nov. 22, 1993 [FR] France 936.051
[52] **U.S. Cl.** **D7/309; D7/310; D7/311**
[58] **Field of Search** **D7/300, 306, 307, D7/308, 309, 310, 311, 317; 99/288, 279**

[56] **References Cited**

U.S. PATENT DOCUMENTS

D. 254,892 5/1980 Smit D7/309
D. 337,915 8/1993 Kahlcke D7/312 X
D. 342,639 12/1993 Ullmann D7/309
D. 356,923 4/1995 Reinardy et al. D7/309

OTHER PUBLICATIONS

Coffeemaker by Salton's Le Cafe, Retail Home Furnishings Jun. 1977, Sec. 1, p. 54.

Coffee/Esspresso Maker by Siemens, Schoner Wohnen Nov. 1982 p. 43 SW.

Primary Examiner—Alan P. Douglas

Assistant Examiner—M. N. Pandozzi

Attorney, Agent, or Firm—Young & Thompson

[57] **CLAIM**

The ornamental design for an electric coffeemaker with two glass servers, as shown.

DESCRIPTION

FIG. 1 is a front, side and top perspective view of an electric coffeemaker with two glass servers, showing my new design;

FIG. 2 is a front perspective view thereof;

FIG. 3 is a side perspective view thereof from the left of FIG. 1;

FIG. 4 is a side perspective view thereof from the right of FIG. 1;

FIG. 5 is a rear perspective view thereof;

FIG. 6 is a top perspective view thereof; and,

FIG. 7 is a bottom perspective view thereof.

1 Claim, 7 Drawing Sheets






FIG. 1




FIG. 2



FIG. 3



FIG. 4




FIG. 5




FIG. 6




FIG. 7