



US00D368810S

# United States Patent [19]

**Kemnitz et al.**

[11] **Patent Number: Des. 368,810**

[45] **Date of Patent: \*\*Apr. 16, 1996**

[54] **BARREL BACK CHAIR**

[75] Inventors: **Glen D. Kemnitz**, Gallatin, Tenn.;  
**Joseph E. Blazar**, Joplin, Mo.

[73] Assignee: **Sunbeam Products, Inc.**, Fort  
Lauderdale, Fla.

[\*\*] Term: **14 Years**

[21] Appl. No.: **40,301**

[22] Filed: **Jun. 6, 1995**

### Related U.S. Application Data

- [63] Continuation of Ser. No. 67,723, May 26, 1993.
- [52] **U.S. Cl.** ..... **D6/376; D6/379**
- [58] **Field of Search** ..... **D6/334, 370, 374,**  
**D6/375, 376, 379, 380, 500, 501, 502;**  
**297/411.41, 445**

[56] **References Cited**

#### U.S. PATENT DOCUMENTS

- D. 83,261 2/1931 Lucas .
- D. 95,411 4/1935 Goldberg .
- D. 103,211 2/1937 Bond, Jr. .
- D. 106,384 10/1937 Vavrik .
- D. 112,868 1/1939 Vavrik .
- D. 150,339 7/1948 Cunningham .
- D. 167,608 9/1952 Becker .
- D. 175,833 10/1955 Gratz .
- D. 178,608 8/1956 Larsen .
- D. 180,240 5/1957 McTyeire, Jr. .
- D. 216,114 11/1969 Cretin .
- D. 223,569 5/1972 Grosfillex .
- D. 224,192 7/1972 Grosfillex .
- D. 248,904 8/1978 Julian .
- D. 269,744 7/1983 Wallace .
- D. 272,020 1/1984 Baty .
- D. 284,815 7/1986 Shaw et al. .
- D. 285,028 8/1986 McBride .
- D. 286,827 11/1986 Arthur, Jr. .
- D. 288,635 3/1987 Vidal .
- D. 299,191 1/1989 Frinier .
- D. 308,144 5/1990 McCarthy et al. .

- D. 317,536 6/1991 Hess .
- D. 321,995 12/1991 Saiger .
- D. 324,786 3/1992 Saiger .
- D. 333,045 2/1993 Hess et al. .
- D. 334,297 3/1993 Rehmert .
- D. 357,819 5/1995 Hill et al. .... D6/376
- D. 357,820 5/1995 Minchey et al. .... D6/376
- D. 358,501 5/1995 Hess ..... D6/376
- 1,928,939 10/1933 Larsen .
- 1,960,022 5/1934 Melder .
- 2,125,985 8/1938 Bond, Jr. .
- 2,241,115 5/1941 Burke .
- 2,835,317 5/1958 Valtri .
- 3,152,836 10/1964 Swan .
- 3,999,802 12/1976 Powers .
- 4,035,019 7/1977 Gabourie .
- 4,522,444 6/1985 Pollock .

### OTHER PUBLICATIONS

Lyon-Shaw, 1991-1992, p. 69, Chair #22510 at top left.  
Lyon-Shaw 1990-1991 Catalog (p. 31).

*Primary Examiner*—Gary D. Watson  
*Attorney, Agent, or Firm*—Michael J. Kline; Carol I. Bordas

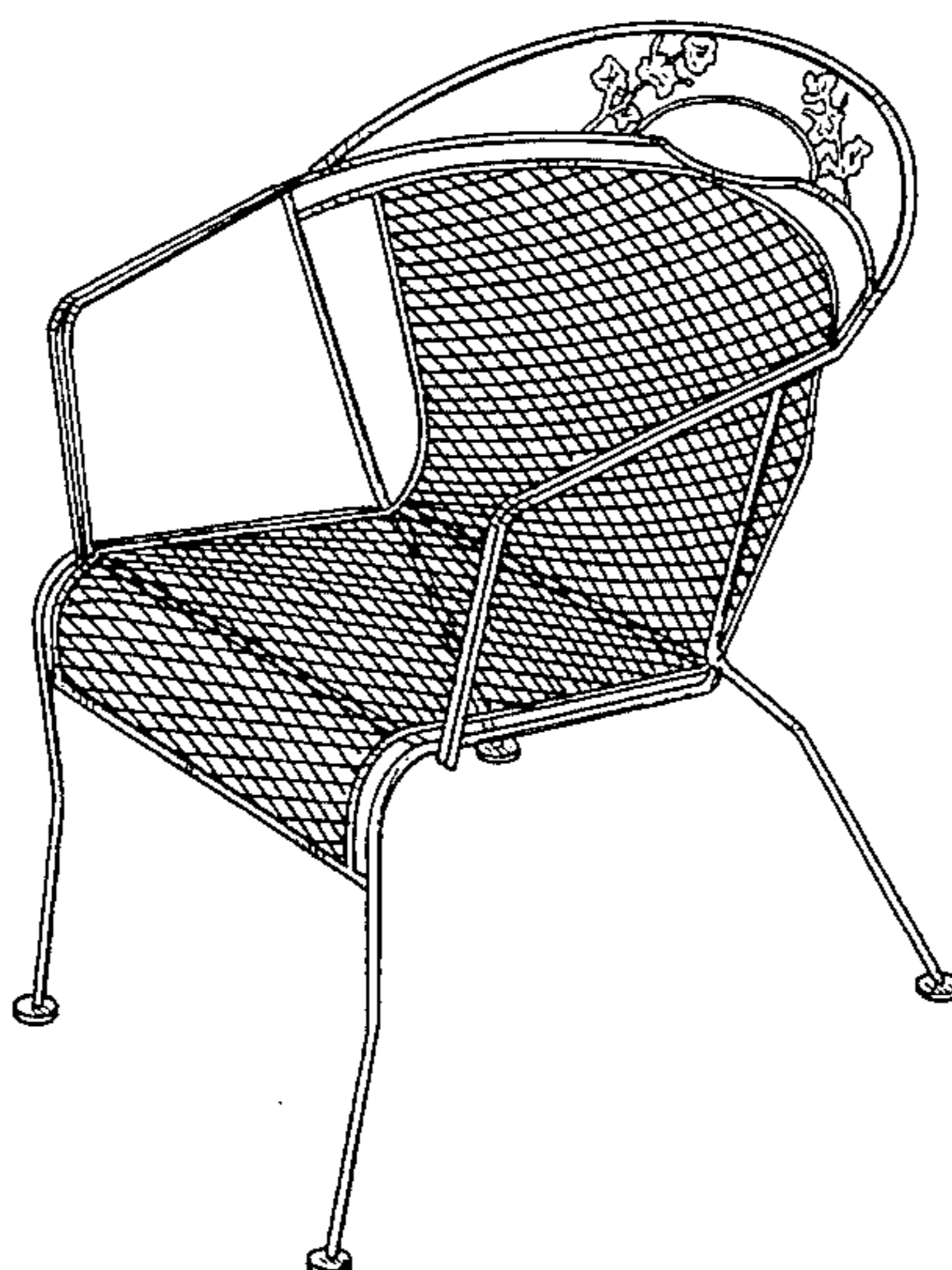
[57] **CLAIM**

The ornamental design for a barrel back chair, as shown and described.

### DESCRIPTION

FIG. 1 is an isometric view of a barrel back chair of the present invention;  
 FIG. 2 is a front elevational view of the barrel back chair of FIG. 1;  
 FIG. 3 is a rear elevational view of the barrel back chair of FIG. 1;  
 FIG. 4 is a top plan view of the barrel back chair of FIG. 1;  
 FIG. 5 is a bottom plan view of the barrel back chair of FIG. 1;  
 FIG. 6 is a right side elevational view of the barrel back chair of FIG. 1; and,  
 FIG. 7 is a left side elevational view of the barrel back chair of FIG. 1.

**1 Claim, 4 Drawing Sheets**



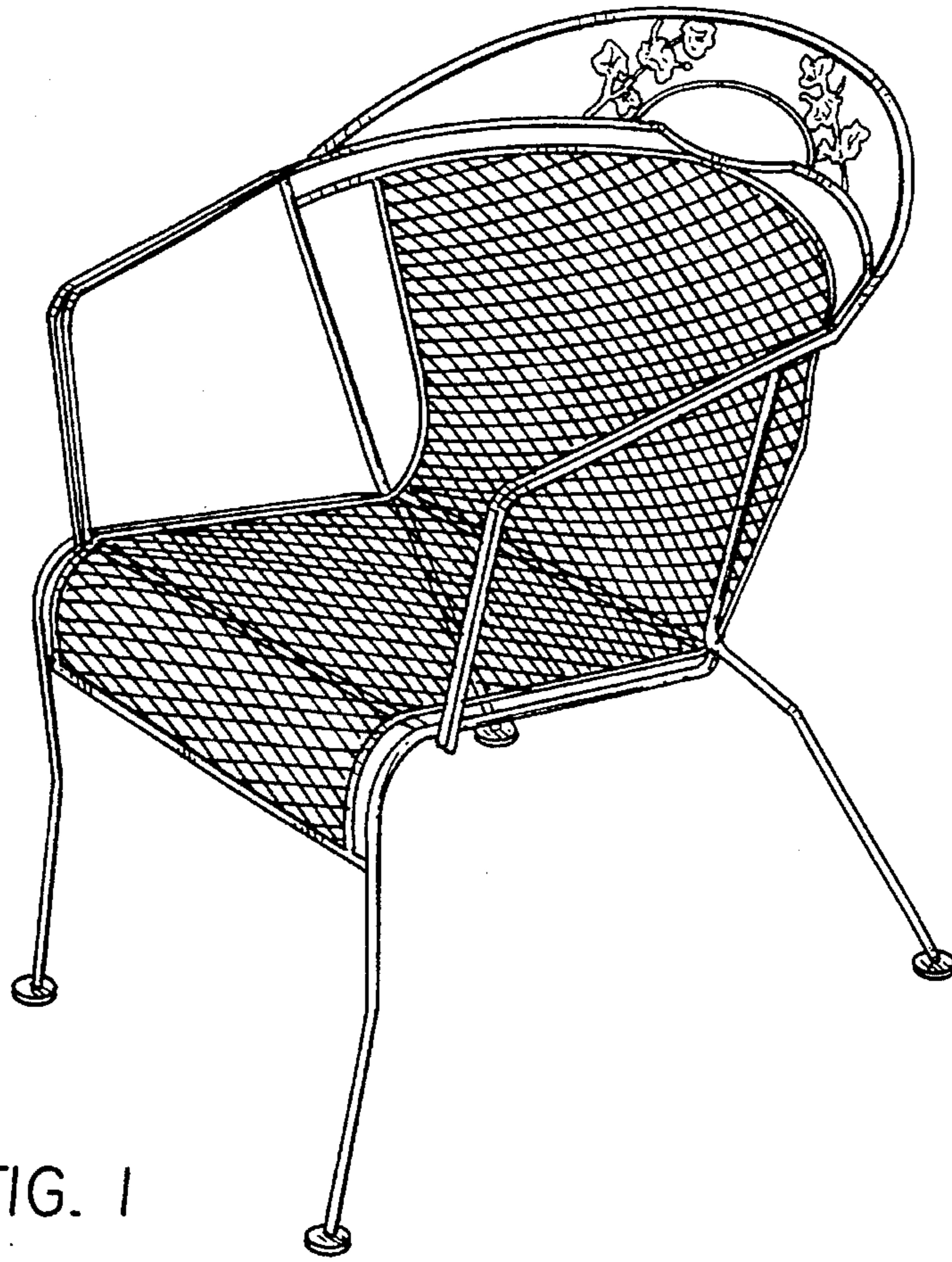


FIG. 1




FIG. 2




FIG. 3

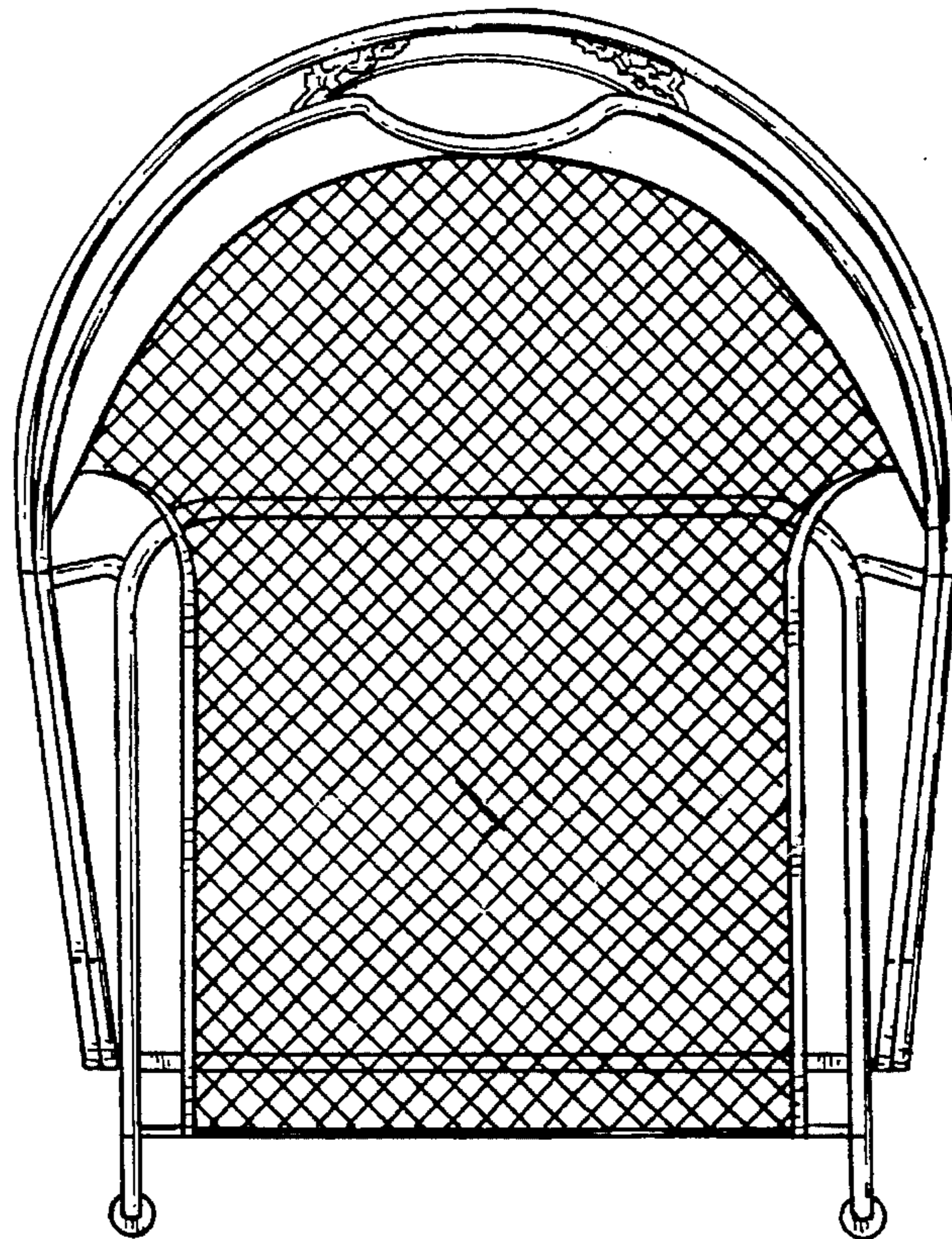


FIG. 4




FIG. 5

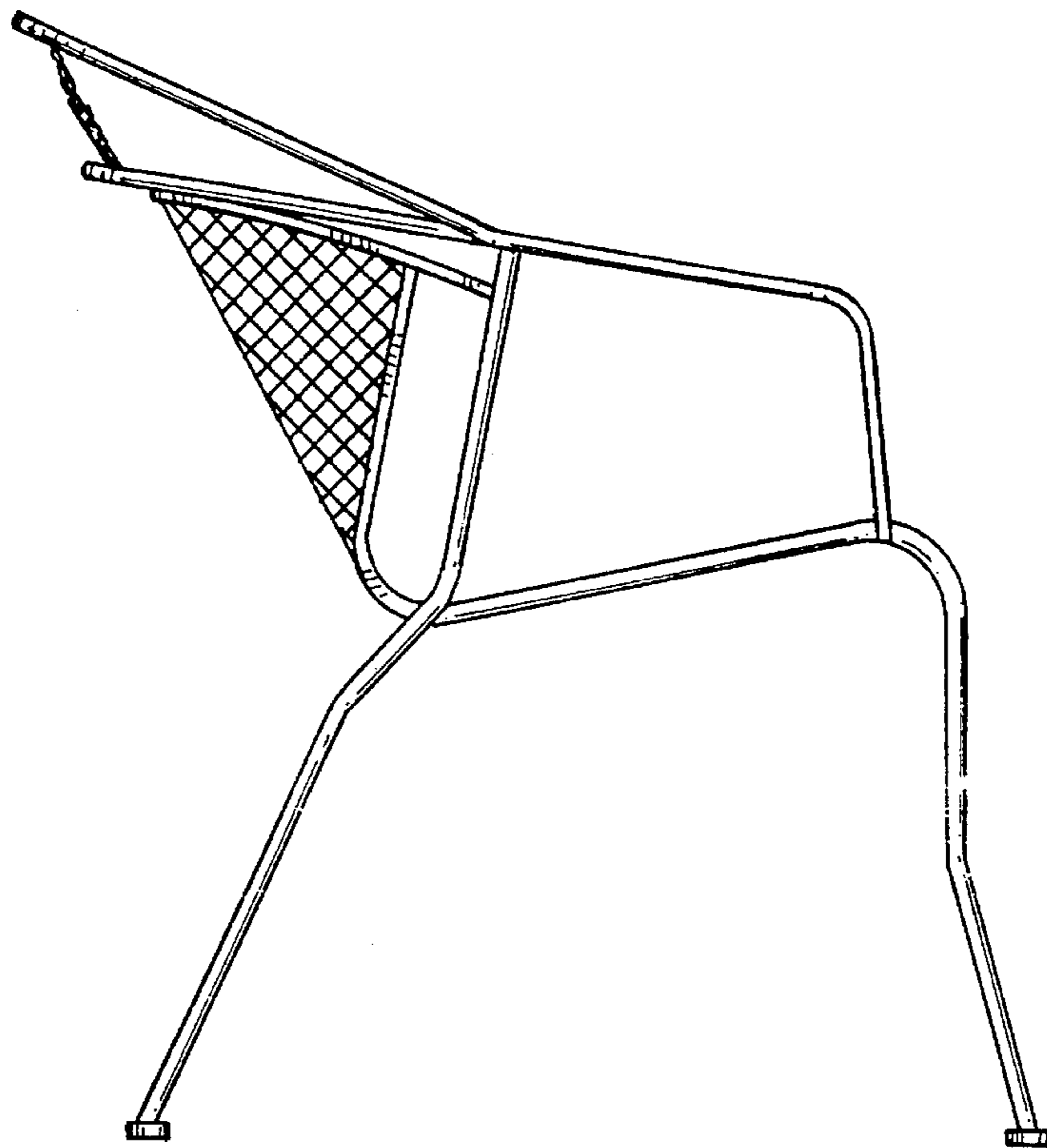


FIG. 6

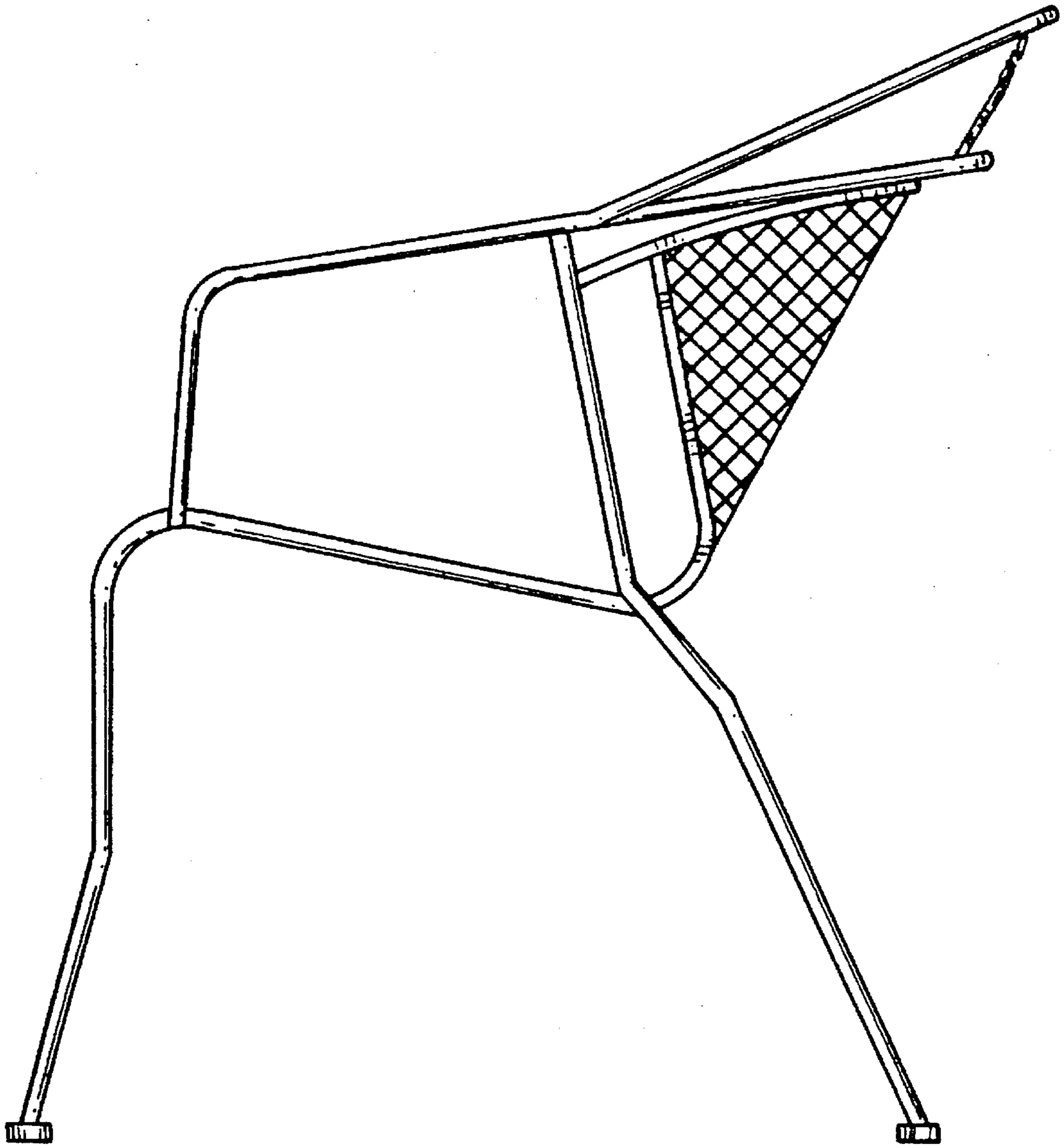


FIG. 7