



US00D368805S

United States Patent [19]
Hatakeyama

[11] **Patent Number: Des. 368,805**
[45] **Date of Patent: **Apr. 16, 1996**

[54] **HANGER**

[75] Inventor: **Shu Hatakeyama**, Tokyo, Japan

[73] Assignee: **Poppy Pack Co., Ltd.**, Tokyo, Japan

[**] Term: **14 Years**

[21] Appl. No.: **26,933**

[22] Filed: **Aug. 9, 1994**

[52] U.S. Cl. **D6/315; D6/317**

[58] Field of Search **D6/315, 317; 211/43; 223/85, 66, 84, 87, 92**

[56] **References Cited**

U.S. PATENT DOCUMENTS

| | | | | |
|------------|--------|---------------------|-------|--------|
| D. 180,823 | 8/1957 | Erdmann | | D6/317 |
| 2,536,187 | 1/1951 | Kosky et al. | | 223/92 |
| 4,109,838 | 8/1978 | Dwek | | 223/92 |
| 4,542,838 | 9/1985 | Perez-Tubens et al. | | 223/87 |
| 5,022,569 | 6/1991 | Beaulieu | | 223/85 |

Primary Examiner—B. J. Bullock

Attorney, Agent, or Firm—Lowe, Price, LeBlanc & Becker

[57] **CLAIM**

The ornamental design for a hanger, as shown and described.

DESCRIPTION

FIG. 1 is a front elevational view of a hanger showing my new design;

FIG. 2 is a right side elevational view thereof;

FIG. 3 is a left side elevational view thereof;

FIG. 4 is a rear elevational view thereof;

FIG. 5 is a top plan view thereof;

FIG. 6 is a bottom plan view thereof;

FIG. 7 is a sectional view taken in the direction of the arrows on line 7—7 of FIG. 1;

FIG. 8 is a reduced perspective view thereof;

FIG. 9 is a reduced perspective view in an alternate configuration, the swimming suit being shown in broken lines for illustrative purposes only and forming no part of the claimed design;

FIG. 10 is a sectional view taken in the direction of the arrows on line 10—10 of FIG. 1;

FIG. 11 is a sectional view taken in the direction of the arrows on line 11—11 of FIG. 1;

FIG. 12 is a sectional view taken in the direction of the arrows on line 12—12 of FIG. 1;

FIG. 13 is a sectional view taken in the direction of the arrows on line 13—13 of FIG. 1;

FIG. 14 is a sectional view taken in the direction of the arrows on line 14—14 of FIG. 1; and,

FIG. 15 is a sectional view taken in the direction of the arrows on line 15—15 of FIG. 1.

1 Claim, 5 Drawing Sheets

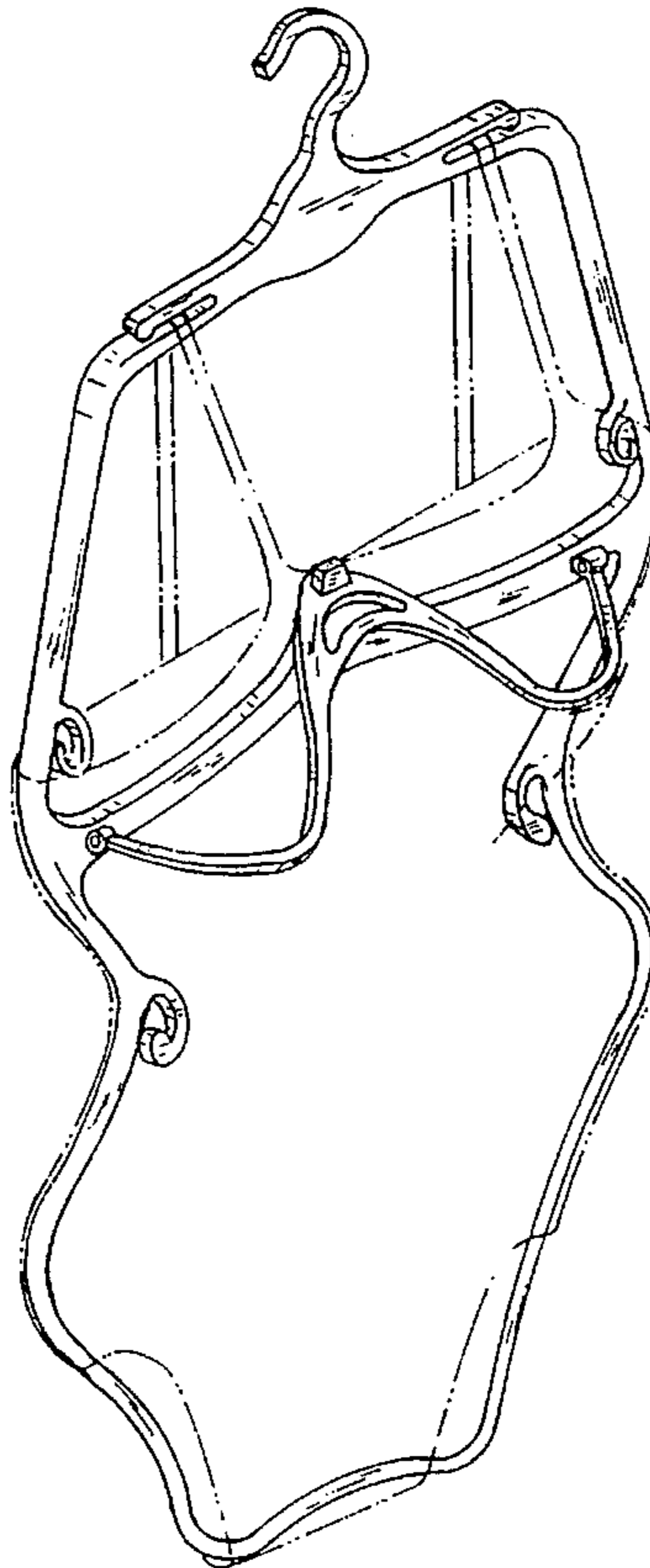
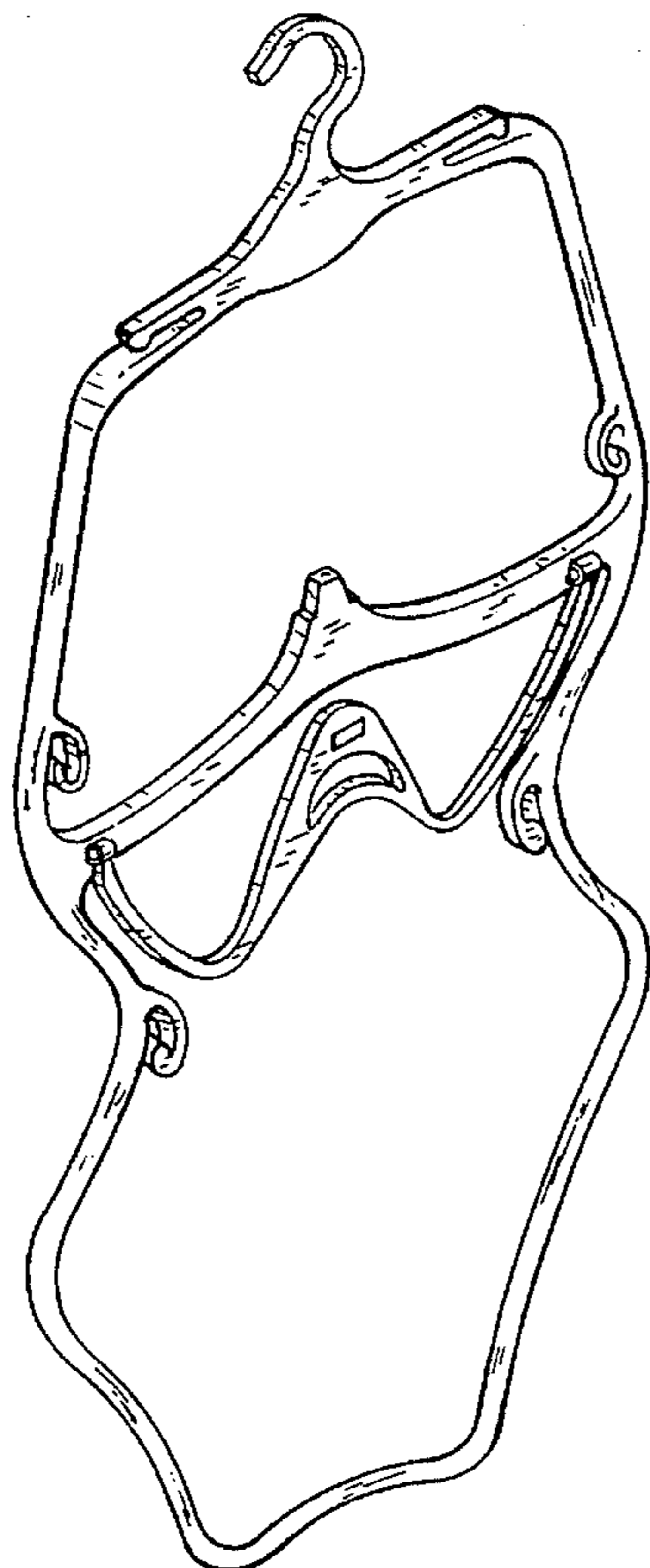


FIG. 1

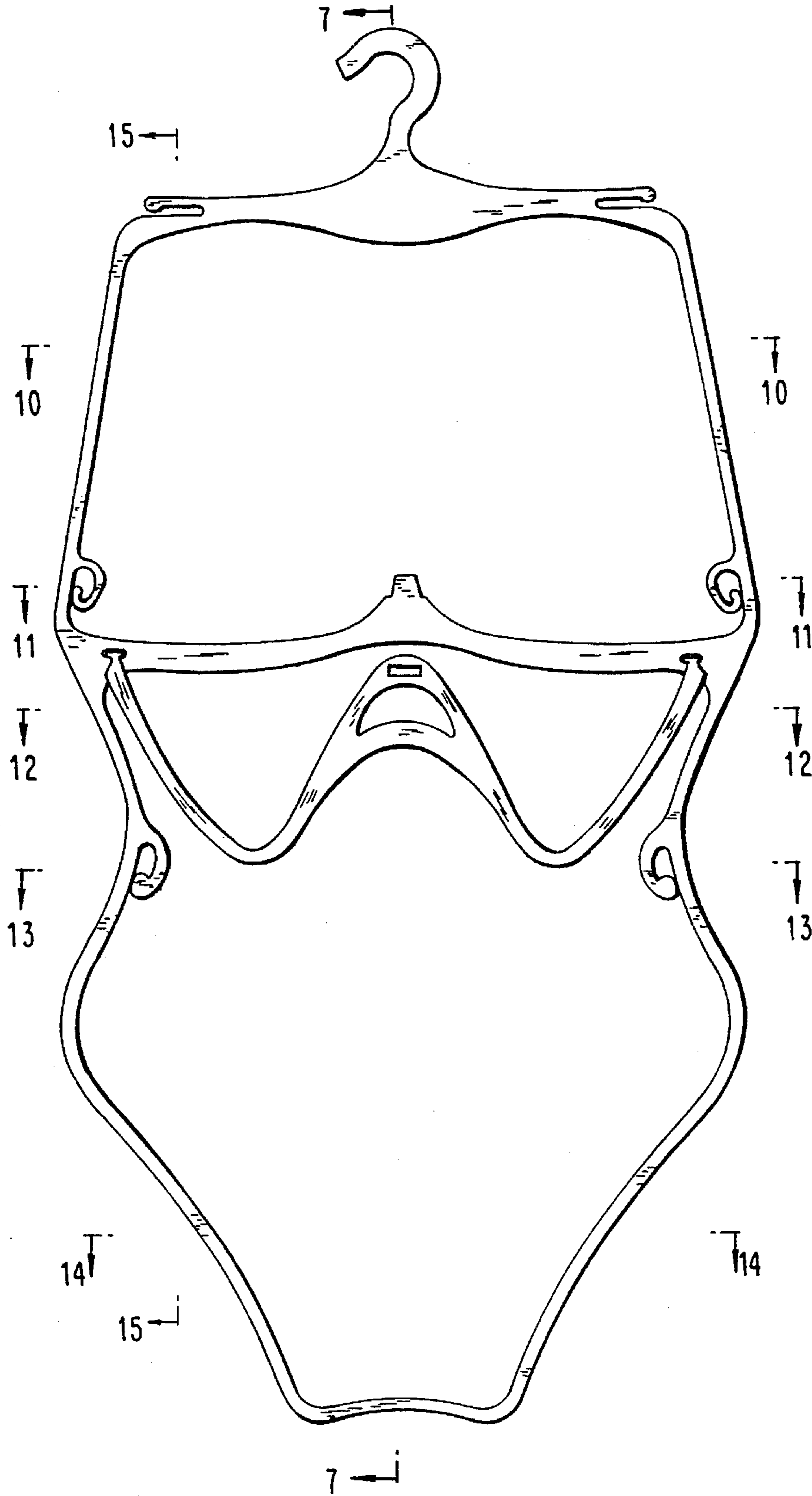


FIG. 2



FIG. 3



FIG. 4

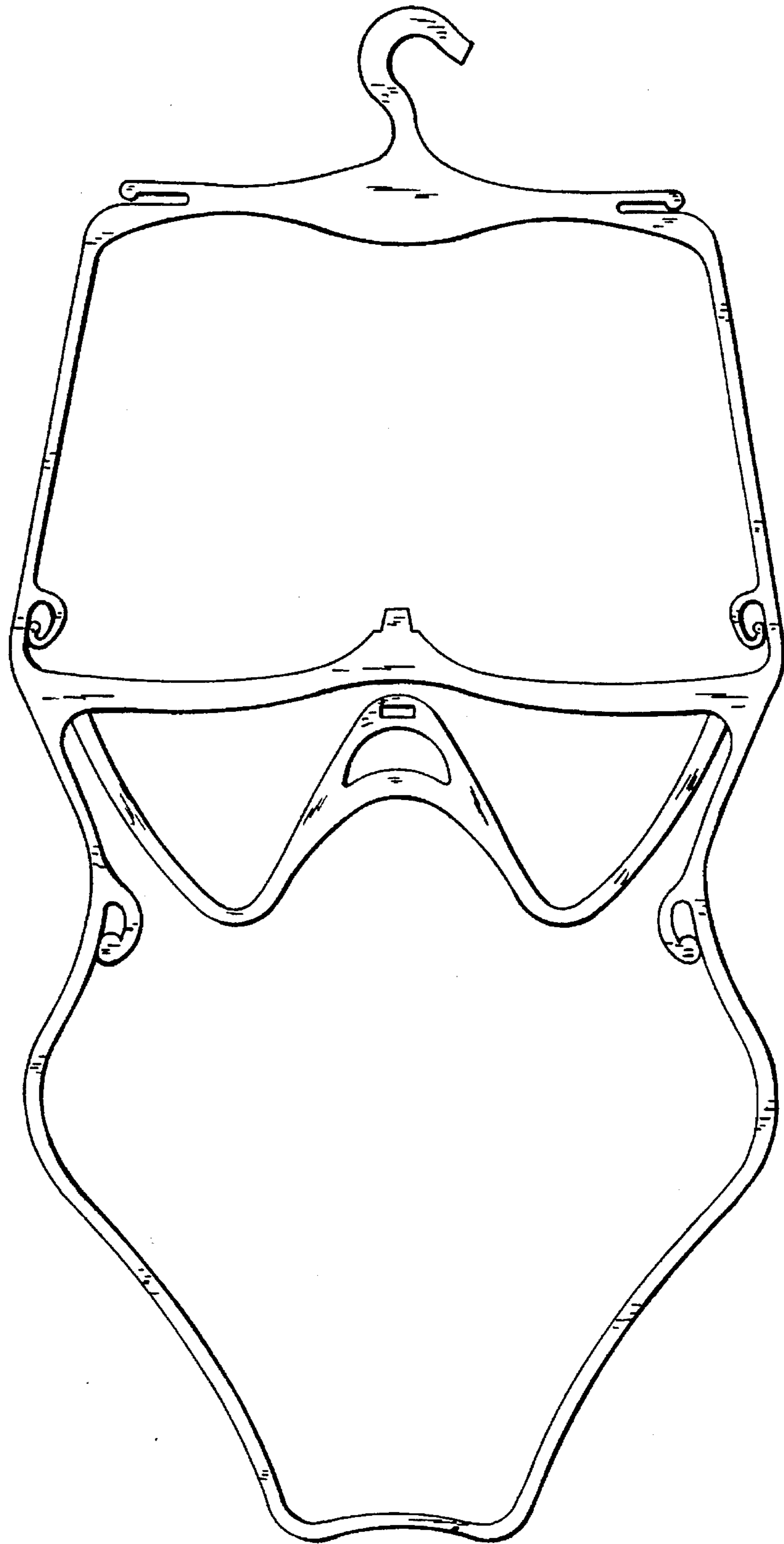


FIG. 5



FIG. 6

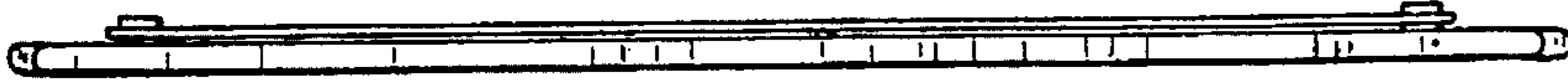


FIG. 8

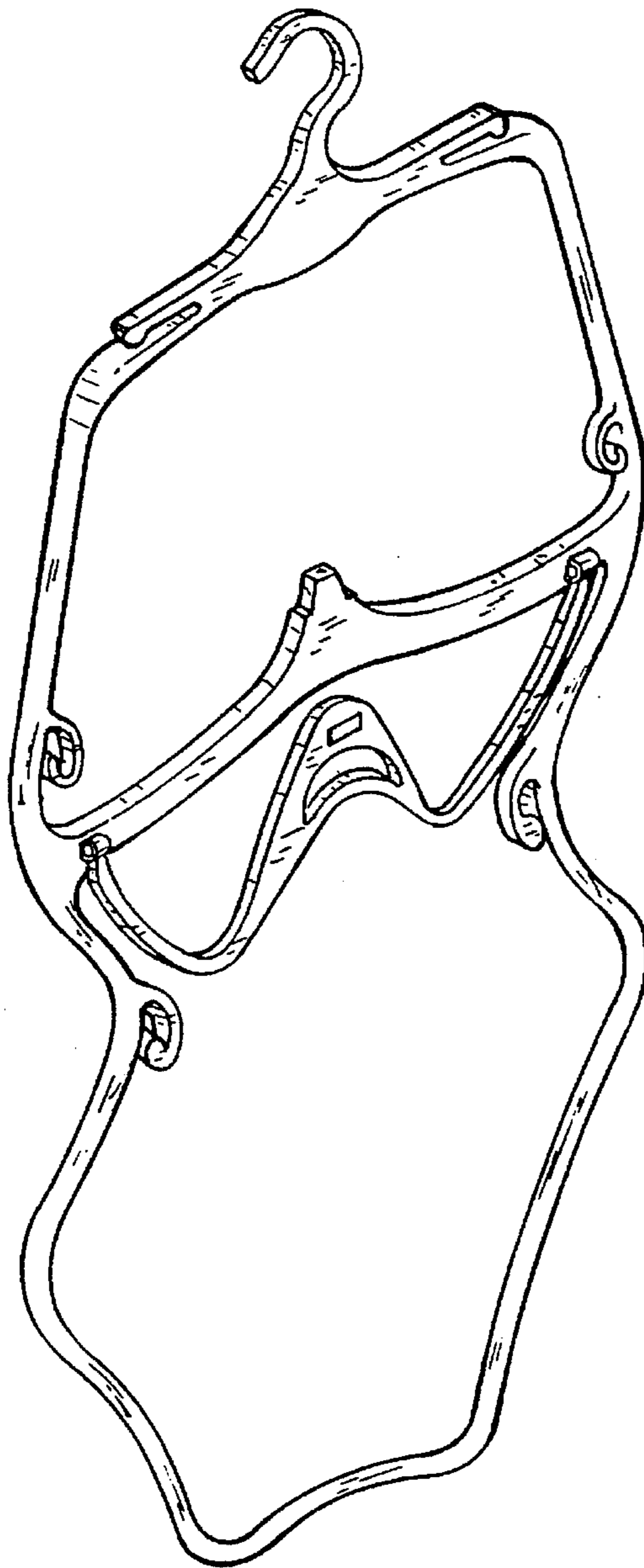


FIG. 7

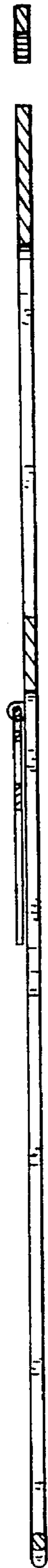


FIG. 9

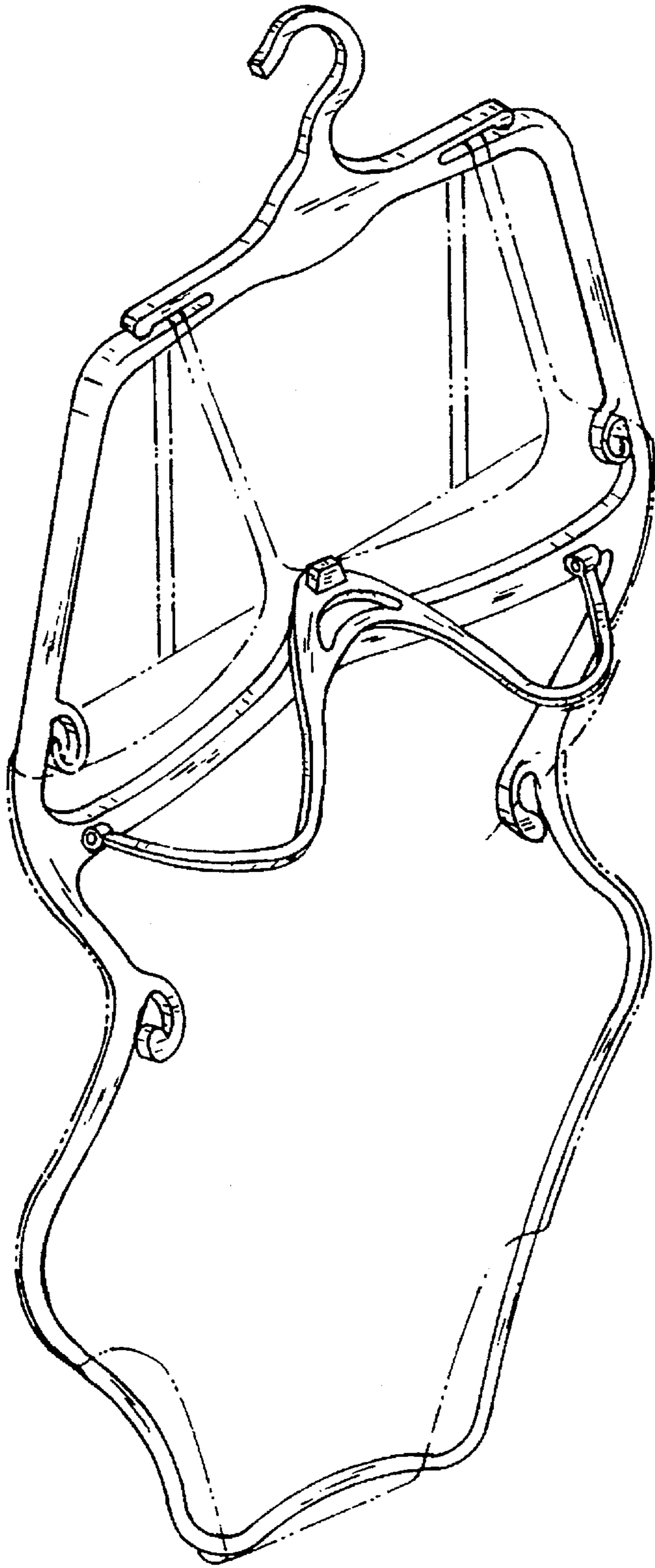


FIG. 10



FIG. 11



FIG. 12




FIG. 13




FIG. 14




FIG. 15

